

TECHNICAL MANUAL

DIRECT AND GENERAL SUPPORT AND DEPOT MAINTENANCE

REPAIR PARTS AND SPECIAL TOOLS LISTS

TRUCK, FIRE FIGHTING: POWERED PUMPER:

FOAM AND WATER, 500-GPM CAPACITY; CENTRIFUGAL PUMP,

POWER TAKEOFF DRIVEN; 400-GALLON WATER TANK,

40-GALLON FOAM CHEMICAL TANK

(WARD LAFRANCE MODEL M44A1WLF, NON-WINTERIZED)

FSN 4210-225-9127

(WARD LAFRANCE MODEL M44A2WLF-W, WINTERIZED)

FOR MINUS 50 DEG. F

FSN 4210-965-1306

**This copy is a reprint which includes current
pages from Change 1.**

CHANGE

No. 1

HEADQUARTERS
DEPARTMENT OF THE ARMY
WASHINGTON, D.C., 30 August 1974

**Direct Support, General Support, and Depot Maintenance
Repair Parts and Special Tools Lists**

**TRUCK, FIRE FIGHTING; POWERED PUMPER: FOAM
AND WATER, 500-GPM CAPACITY; CENTRIFUGAL PUMP,
POWER TAKEOFF DRIVEN; 400-GALLON WATER TANK,
40-GALLON FOAM CHEMICAL TANK
(WARD LEFRANCE MODEL M44A1WLF, NON-WINTERIZED)
FSN 4210-225-9127
(WARD LEFRANCE MODEL M44A2WLF-W, WINTERIZED)
FOR MINUS 50 DEG. F., FSN 4210-965-1306**

Current as of 15 July 1974

TM 54210-205-35P, 18 February 1971, is changed as follows:

Page vii. Paragraph 8 is superseded as follows:

8. Recommendations for Maintenance Publications Improvements. You can improve this manual by calling attention to errors and by recommending improvements, using DA Form 2028 (Recommended Changes to Publications and Blank Forms) or by a letter, and mailing direct to Commander, US Army Troop Support Command, ATTN: AMSTS-MPP, 4300 Goodfellow Boulevard, St. Louis, Missouri 63120. A reply will be furnished direct to you.

Page 9. In column 2, line 11, change FSN "4210-271-5981" to read "4210-371-5981."

Page 18. In column 3, line 18, change P/N "6498" to read "6598."

Page 22. In column 2, line 10, change FSN "6220-710-778 2" to read "6220-890-5907."

Page 28. In column 2, line 14, change FSN "5910-8994396" to read "5910-899-4395."

In column 3, line 14, change P/N "UAL50 (13505)" to read "CP09A1KB 104K3 (81349)."

In column 3, line 16, change IPN "UAL50 (13505)" to read "CP09A1KB104K3 (81349)."

Page 35. In column 3, line 1, change P/N "20033" to read "22033."

Page 42. In column 2, line 12, change FSN "4720-277-8266" to read "4730-231-5632."

In column 3, line 12, add P/N "MS39162-3 (96906)."

In column 2, line 19, change FSN "2520-319-0914" to read "2520-3180914."

Page 59. In column 2, line 18, change FSN "5310-817-0904" to read "5310-880-7744."

In column 3, line 18, add P/N "MS51967-5 (96906)."

Page 66. In column 1, line 11, change SMR Code from "X2F" to read "PFR."

In column 2, line 11, add FSN "4210-111-5228".

In column 3, line 11, change description "Drive Unit, (26840) GSAG4" to read "Gear Assembly, Speed Increaser, (26840) GSAG4."

In column 6, line 11, add " * * * ."

In column 7, line 11, add " * * * "

In column 8, line 11, add "5."

In column 9, line 11, add "5."

Page 80. In column 2, line 7, change FSN "4140-784-2469" to read "4140-784-2496."

In column 3, line 7, change Mfr Code from "(21102)" to read: "73112)."

Page 89. In column 1, line 12, change SMR Code from "PO" to read: "PF."

In column 2, line 12, change FSN "5340-933-5173" to read "5640-933-5173."

In column 1, line 22, change SMR Code from "PO" to read "PF."

Page 90. In column 3, line 20, change P/N "ES1S5FG3" to read "E51555G3".

Page 91. In column 3, line 10, change Mfr Code from "(46522)" to read "(63734)".

In column 3, line 11, change Mfr Code from "(46522)" to read "(63734)."

In column 3, line 12, change Mfr Code from "(46522)" to read "(63734)."

In column 3, line 13, change Mfr Code from "(46522)" to read "(63734)."

In column 3, line 16, change P/N "28-01140 (63734)" to read "22039 (44541)."

Page 92. In column 3, line 21, change Mfr Code from

"(63734)" to read: "(63743)."

Page 93. In column 3, line 15, change P/N "75559" to read "7559."

Page 94. In column 3, line 6, change P/N "252RD (76474)" to read "28-01100 (63734)."

Pages 201 through 219. All changes, additions and/or deletions of Federal stock numbers or manufacturer's part numbers will be appropriately reflected in the parts listing and index of the manual.

By Order of the Secretary of the Army:

Official:

VERNE L. BOWERS
Major General, United States Army
The Adjutant General

FRED C. WEYAND
General, United States Army
Vice Chief of Staff

Distribution:

To be distributed in accordance with DA Form 12-25A (qty rqr block No. 123), Direct/General Support Requirements for Fire Fighting Equipment.

**DIRECT AND GENERAL SUPPORT AND DEPOT MAINTENANCE
REPAIR PARTS AND SPECIAL TOOLS LIST**

**TRUCK, FIRE FIGHTING: POWERED PUMPER:
FOAM AND WATER, 500-GPM CAPACITY; CENTRIFUGAL
PUMP, POWER TAKEOFF DRIVEN; 400-GALLON
WATER TANK, 40-GALLON FOAM CHEMICAL TANK
(WARD LAFRANCE MODEL M44A1WLF, NON-WINTERIZED)
FSN 4210-225-9127
(WARD LAFRANCE MODEL M44A2WLF'-W, WINTERIZED)
FOR MINUS 50 DEG. F
FSN 4210-965-1306**

Current as of 29 January 1971

	<i>Paragraph</i>	<i>Page</i>
Section I. INTRODUCTION		iii
Scope	1	iii
General.....	2	iii
Explanation of columns	3	iii
Special information.....	4	v
How to locate repair parts	5	v
Abbreviations.....	6	v
Federal supply codes for manufacturers.....	7	vi
Recommendations for maintenance publication improvements.....	8	vii
Section II. REPAIR PARTS FOR DS, GS, AND DEPOT MAINTENANCE		
Group 01. Doors, compartments and rear end assembly		1
02. Control panel.....		9
03. Ladder supports		11
04. Light assemblies.....		17
05. Siren		26
06. Battery, battery box		30
07. Hose reel frame assembly and motor		31
08. Air receiver mounting		41
09. Instrument panel.....		41
10. Heat exchanger.....		43
11. Tanks and piping.....		45
12. Box and oil pan.....		55

***This manual supersedes TM 5-4210-205-35P, 2 May 1966 including all changes.**

	Page
13. Pump assembly.....	56
14. Pump gear box.....	65
15. Suction and discharge tubes.....	66
16. Pump drive shaft.....	67
17. Clutch linkage.....	68
18. Valves.....	69
19. Lines and fittings.....	75
20. Heaters.....	79
21. Radiator shutters.....	87
22. Winterization installation.....	88
23. Coolant pump installation.....	91
24. Generator, regulator, motor assemblies.....	92
25. Fuel system.....	97
26. Frame.....	98
27. Fire extinguisher.....	98
28. Identification plates and instruction holders.....	99
29. Winterization kit.....	100
 Section III. SPECIAL TOOLS, TEST AND SUPPORT EQUIPMENT FOR DS, GS, AND DEPOT MAINTENANCE - NOT APPLICABLE.	
 Section IV. INDEX-FEDERAL STOCK NUMBER AND REFERENCE NUMBER.....	 201

**SECTION I.
INTRODUCTION**

1. Scope

This manual lists repair parts required for the performance of direct support, general support, and depot maintenance of the fire truck.

2. General

This Repair Parts and Special Tools List is divided into the following sections:

a. *Repair Parts - Section II.* A list of repair parts authorized for the performance of maintenance at the direct support, general support, and depot level in figure and item number sequence.

b. *Special Tools, Test and Support Equipment - Section III.* A list of special tools, test and support equipment authorized for the performance of maintenance at the direct support, general support, and depot level - Not applicable.

c. *Index-Federal Stock Number and Reference Number - Section IV.* A list of Federal stock numbers in ascending numerical sequence followed by a list of reference numbers in ascending alpha-numeric sequence, cross-referenced to the illustration figure number and item number.

Note. Items not illustrated are cross-referenced to page number.

3. Explanation of Columns

The following provides an explanation of columns in the tabular lists in sections II and III.

a. *Source, Maintenance, and Recoverability Codes (SMR).*

(1) *Source code.* Indicates the selection status and source for the listed item. Source codes used are:

<i>Code</i>	<i>Explanation</i>
P	Repair parts which are stocked in or supplied from the GSA/DSA, or Army supply system and authorized for use at indicated maintenance categories.
P2	Repair parts which are procured and stocked for insurance purposes because the combat or military essentiality of the end item dictates that a minimum quantity be available in the supply system.
M	Repair parts which are not procured or stocked, but are to be manufactured in indicated maintenance levels.

<i>Code</i>	<i>Explanation</i>
A	Assemblies which are not procured or stocked as such, but are made up of two or more units. Such component units carry individual stock numbers and descriptions, are procured and stocked separately and can be assembled to form the required assembly at indicated maintenance categories.
X	Parts and assemblies which are not procured or stocked and the mortality of which normally is below that of the end item or component. The failure of such part or assembly should result in retirement of the end item from the supply system.
X1	Repair parts which are not procured or stock- ed. The requirement for such items will be filled by use of the next higher assembly or component.
X2	Repair parts which are not stocked. The indicated maintenance category requiring such repair parts will attempt to obtain same through cannibalization. Where such repair parts are not obtainable through cannibalization, requirements will be requisitioned, with accompanying justification, through normal supply channels.
G	Major assemblies that are procured with PEMA funds for initial issue only as exchange assemblies at DSU and GSU level. These assemblies will not be stocked above DSU and GSU level or returned to depot supply level.

(2) *Maintenance code.* Indicates the lowest category of maintenance authorized to install the listed item. Repair parts and special tools assigned maintenance code "C" may be stocked at the operator level of maintenance when authorized by the Unit Commander. The maintenance level codes are:

<i>Code</i>	<i>Explanation</i>
C	Crew or operator maintenance
O	Organizational maintenance
F	Direct support maintenance
H	General support maintenance
D	Depot maintenance

(3) *Recoverability code.* Indicates whether unservicable items should be returned for recovery or salvage. Items not coded are expendable. Recoverability Codes are:

Code	Explanation
R	Applied to repair parts and assemblies which are economically repairable at DSU and GSU activities and are normally furnished by supply on an exchange basis.
S	Repair parts and assemblies which are economically repairable at DSU and GSU activities and which are normally furnished by supply on an exchange basis. When items are determined by a GSU to be uneconomically repairable, they will be evacuated to a depot for evaluation and analysis before final disposition.
T	High dollar value recoverable repair parts which are subject to special handling and are issued on an exchange basis. Such repair parts normally are repaired or overhauled at depot maintenance activities,
U	Repair parts specifically selected for salvage by reclamation units because of precious metal content, critical materials, or high dollar value reusable casings or castings.

b. Federal Stock Number. This column indicates the Federal stock number assigned to the item and will be used for requisitioning purposes.

c. Description. This column indicates the Federal item name and any additional description of the item required. Assembly components and subassemblies are indented under major assemblies. The abbreviation "w/e", when used as a part of the nomenclature, indicates the Federal stock number includes all armament, equipment, accessories, and repair parts issued with the item. A part number or other reference number is followed by the applicable five-digit Federal supply code for manufacturers in parenthesis. Repair parts quantities included in kits and sets are shown in front of the repair part name. Material required for manufacture or fabrication is identified.

d. Unit of Measure (U/M). A two-character alphabetic abbreviation indicating the amount or quantity of the item upon which the allowances are based, e.g., ft, ea, pr, etc.

e. Quantity Incorporated in Unit. This column indicates the quantity of the item used in the assembly group. A "V" appearing in this column in lieu of a

quantity indicates that a definite quantity cannot be indicated (e.g., shims, spacers, etc.)

f. Thirty-Day DS/GS Maintenance Allowances.

Note. Allowances in GS column are for GS maintenance only.

(1) The allowance columns are divided into three subcolumns. Indicated in each subcolumn, opposite the first appearance of each item, is the total quantity of items authorized for the number of equipments supported. Subsequent appearances of the same item will have the letters "REF" in the applicable allowance column. To locate the referenced item, locate the FSN or reference number in the index. The earliest figure and item number is the referenced item. Items authorized for use as required but not for initial stockage are identified with an asterisk in the allowance column.

(2) The quantitative allowances for DS/ GS levels of maintenance will represent initial stockage for a 30-day period for the number of equipments supported.

(3) To determine allowances when supporting more than 100 of these equipments: First, divide the number of equipments supported by 100 by moving the decimal two places left; second, multiply the result by the quantity in the 51-100 density column. Example, authorized allowance for 51-100 equipments is 40; for 150 equipments multiply 40 by 1.50 or 60 parts required.

g. One-Year Allowance Per 100 Equipments/Contingency Planning Purposes.

This column indicates opposite the first appearance of each item the total quantity required for distribution and contingency planning purposes. The range of items indicates total quantities of all authorized items required to provide for adequate support of 100 equipments for one year. Subsequent appearances of the same item will have the letters "REF" in the allowance column. To locate the referenced item, locate the FSN or reference number in the index. The earliest figure and item is the referenced item.

h. Depot Maintenance Allowance Per 100 Equipments.

This column indicates opposite the first appearance of each item the total quantity authorized for depot maintenance of 100 equipments. Subsequent appearances of the same item will have the letters "REF" in the allowance column. To locate the referenced item, locate the FSN or reference number in the index. The earliest figure and item number is the referenced item. Items authorized for use as required but not for initial stockage are

identified with an asterisk in the allowance column.

i. *Illustration.* This column is divided as follows:

- (1) *Figure number.* Indicates the figure number of the illustration in which the item is shown.
- (2) *Item number.* Indicates the callout number used to reference the item in the illustration.

4. Special Information

a. Identifications of the usable on codes included in the description column of this publication are:

<i>Code</i>	<i>Used on</i>
A	(Ward LaFrance Model M44A2WLF-W, Winterized) FSN 4210-965-1306

Repair parts not symbolized are applicable to all models covered in this manual.

b. Repair parts mortality has been based on 400 hours operation per year.

c. Parts which require manufacture or assembly at a category higher than that authorized for installation will indicate in the source column the higher category.

d. The following publications pertain to the fire truck and its components.

- LO 5-4210-205-12 Lubrication order
- TM 5-4210-205-12 Operator and organizational maintenance manual
- TM 5-4210-205-20P Organizational maintenance repair parts and special tools lists
- TM 5-4210-205-35 DS, GS, and depot maintenance manual

5. How to Locate Repair Parts

a. When Federal Stock Number or Reference Number is Unknown:

- (1) *First.* Using the table of contents, determine the assembly group within which the repair part belongs. This is necessary since illustrations are prepared for assembly groups, and listings are divided into the same groups.
- (2) *Second.* Find the illustration covering the assembly group to which the repair part belongs.
- (3) *Third.* Identify the repair part on the illustration and note the illustration figure number and item number of the repair part.
- (4) *Fourth.* Using the Repair Parts Listing, find the assembly group to which

the repair part belongs and locate the illustration figure and item number noted on the illustration.

b. When the Federal Stock Number or Reference Number is Known:

(1) *First.* Using the Index of Federal Stock Numbers and Reference Numbers find the pertinent Federal stock number or reference number. This index is in ascending FSN sequence followed by a list of referenced numbers in ascending alpha-numeric sequence, cross-referenced to the illustration figure number and item number.

(2) *Second.* Using the Repair Part Listing, find the assembly group of the repair part and the illustration figure number and item number referenced in the Index of Federal Stock Numbers and Reference Numbers.

c. When the Federal Stock Number or Reference Number is Known and the Repair Part is not Illustrated:

(1) *First.* Using the Index of Federal Stock Numbers and Reference Numbers find the pertinent Federal stock number or reference number in the section titled "Items Not Illustrated" and note the page number. This section is in ascending FSN sequence followed by a list of reference numbers in alpha-numeric sequence, cross-referenced to page number.

(2) *Second.* Using the Table of Contents, locate the assembly group number and page number.

(3) *Third.* Using the applicable group number and page number, locate the pertinent stock number or reference number in the Repair Parts Listing. Items which are not illustrated are listed at the end of the assembly group to which they belong.

6. Abbreviations

AWG	American Wire Gauge
deg	degree
dc	direct current
ea	each
ft	feet (foot)
gl	gallon
ga	gauge
hp	horsepower
id	inside diameter
in	inch (es)
lg	long (length)
lh	left hand
mtg	mounting
NPT	American National Course Thread
od	outside diameter

rh right hand
 sq square
 thd thread
 thk thick (ness)
 u/o used on
 v volt (s)
 w wide
 w/ with

Code	Manufacturer
31007	International Harvester Co.
31349	Iven Wm H and Sons Co.
33216	Kennedy Valve Mfg Co. Inc.
38508	Marsh Instrument Co. Div. of Colorado Mfg Co.
44408	Oberdorfer Foundries Inc.
44541	Ohio Magnetics Division of Howell Electric Motors Co.
46522	Hupp Inc. Cleveland Division
49956	Raytheon Co.
51378	Rockwood Sprinkler Co.
52676	SKF Industries Inc.
57733	Stewart-Warner Corp.
59730	Thomas and Betts Co. The
63734	Ward LaFrance Truck Corp.
70040	AC Spark Plug Div of General Motors Corp.
70485	Atlantic India Rubber Works Inc.
71400	Bussmann Mfg Division of McGraw and Edison Co.
71843	Porter HK Co Inc. Fabricayed Metals Products Division Cleveland Forge Works
72447	Dana Corp.
72629	Diamond Expansion Bolt Co. Inc.
72635	Dietz R E Co.
73112	Evans Products Co. Automotive and Industrial Division
73168	Fenwal Inc.
74545	Hubbell Harvey Inc.
75345	Kirkhill Rubber Co.
75418	Kysor Industrial Corp.
76264	Mayson Mfg Co.
76474	Morse Chain Co.
77820	Bendix Corp. The Electrical Components Division
77860	Sherman H B Mfg Co.
77977	Signal Stat Co. A Division of Lehigh Valley Industries Inc.
78189	Illinois Tool Works Inc. Shakeproof Division
78263	Sherman Mfg Co.
78553	Tinnerman Products Inc.
78977	Unity Mfg Co.
79154	Victaulic Co. of America
79218	Waterous Co.
79470	Weatherhead Co. The
79500	Westinghouse Electric Corp.
80883	Hupp Inc.
81263	Douglas Division Scott and Fetzer Co. The
81348	Federal Specifications Promulgated By General Services Administration
81349	Military Specifications Promulgated By Standardization Div Directorate of Logistic Services DSA
82430	American Valve Mfg Co.
82647	Metals and Controls Inc Control
86520	R-P and C Division of White Consolidated Industries Inc.
88044	Aeronautical Standards Group Dept. of Navy and Air Force
90129	Joy Mfg Co. General Products Group
92852	Benton Harbor Engineering Works Inc.
92858	Hannay Clifford B and Son Inc.

7. Federal Supply Codes for

Manufacturers

Code	Manufacturer
00000.....	Ordnance Corps
00912.....	Akron Brass Company
01317.....	North Industries Fire and Safety Equipment Division
02769.....	RCA Corp Missile and Surface Radar Division
03485.....	Anderson VD Div of International Basic Economy Corp
03743.....	Appleton Electric Co.
04255.....	Weatherhead Co. The
06004.....	Bassick Division Stewart-Warner Corp
06276.....	Strother and Associates Inc.
06840.....	Bendix Corp The
08108.....	Lamp Industry For Use With Industry Designations and Abbreviations For Lamps
08288.....	Green Bay Drop Forge Co.
08484.....	Breeze Corporations Inc.
08348.....	Bucyrus Erie Co.
10001.....	Naval Ordnance System Command
12128.....	Chisholm and Moore Hoist Division of Columbus McKinnon Corp
12168.....	Nibco Inc.
13038.....	Dana Corp Spicer Division Con and Vel Plant
13445.....	Cole and Hersee Co.
13505.....	Sireno Signal Mfg Corp
14655	Cornell-Dubilier Electronics Division Federal Pacific Electric Co.
14892.....	Bendix Corp The Brake and Steering Division
14959.....	Crane Co.
15235.....	Crouse and Hinds Co.
18163.....	Dole Valve Co.
18876.....	Army Missile Command
19204.....	Rock Island Arsenal
19207.....	Army Tank-Automotive Center
19220.....	Eberhard Mfg Co.
19728.....	Prestolite Co The Division of Eltra Corp
21102.....	Evans Products Co. Railway Equipment and Railway Car Division
21450.....	Ordnance Corps Engineering Standards Rock Island Arsenal
21540.....	Precision Mfg Co.
24446.....	General Electric Co. Products Group
24617.....	General Motors Corp.
26023.....	Graymills Corp.
26840.....	Hale Fire Pump Co.
28056.....	Heintz Div of Kelsey and Hayes Co.
29633.....	Electric Apparatus Co.
30327.....	Imperial Division Imperial-Eastman Group I-T-E Imperial

Code	Manufacturer
93292.....	Central Coil Co. Inc.
94506.....	Rae Motor Corp.
94833.....	Keco Industries Inc.
95019.....	Dana Corp Spicer Division
95760.....	Protective Closures Co. Inc.
96906.....	Military Standards Promulgated By Standardization Div Directorate of Logistic Services DSA
99539.....	General Fire Extinguisher Corp.

8. Recommendations for Maintenance

Publication Improvements

Report of errors, omission, and recommendations for improving this publication by the individual user is encouraged. Reports should be submitted on DA Form 2028 (Recommended Changes to Publications), and forwarded direct to Commanding General, U. S. Army Mobility Equipment Command, ATTN: AMSME-MPP, 4300 Good-fellow Boulevard, St. Louis, Mo. 63120.

(1) SMR CODE	(2) FEDERAL STOCK NUMBER	(3) DESCRIPTION USABLE ON CODE REF. NUMBER & MFR CODE	(4) UNIT OF MEAS	(5) QTY INC IN UNIT	(6) 30 DAY DS MAINT ALLOWANCE			(7) 30 DAY DS MAINT ALLOWANCE			(8) 1-YR ALW PER 100 EQUIP CNTGY	(9) DEPOT MAINT ALW PER 100 EQUIP	(10) ILLUS- TRATION	
					(A)	(B)	(C)	(A)	(B)	(C)			(A)	(B)
					1-20	21-50	51-100	1-20	21-50	51-100			FIG. NO.	ITEM NO.
		SECTION II. REPAIR PARTS FOR DS, GS AND DEPOT MAINTENANCE												
X20		GROUP 01-DOORSCOMPARTMENTS AND REAR END ASSEMBLY	EA	1	1									
P O	5305-806-7629	RETAINER ASSEMBLY, PIKE 10572-56A (63734)	EA	4	*	*	*	*	*	1	*	1	1	
X20		SCREW, MACHINE: FRONT AND REAR RETAINER MTG MS35223-80 (96906)	EA	1								1	2	
X20		RETAINER, FRONT 54-03946 (63734)	EA	1								1	3	
P O	5310-582-5965	RETAINER, REAR: PIKE POLES 10572-56-1 (63734)	EA	4	*	*	*	*	*	1	*	1	4	
P O	5310-584-5005	WASHER, LOCK: FRONT AND REAR RETAINER MTG MS35338-44 (96906)	EA	4	*	*	*	*	*	1	*	1	5	
X20		NUT, PLAIN, HEXAGON: FRONT AND REAR RETAINER MTG MS35690-405 (96906)	EA	1									1	
X20		BLOCK ASSEMBLY 54-09383 (63734)	EA	1								1	6	
X20		BLOCK, SPACER 54-09384 (63734)	EA	1								1	7	
X20		ADAPTER, RETAINER RBM450 (79432)	EA	7								1	8	
X2F		SCREW, WOOD: RETAINER ADAPTER AND BLOCK MTG MS35493-89 (96906)	EA	1								1	9	
X2F		COMPARTMENT, RIGHT SIDE 10572-37A (63734)	EA	1								1	10	
X20		FENDER, RIGHT 10572-40-1 (63734)	EA	1								1	11	
P O	5305-984-6208	DOOR ASSEMBLY, RIGHT SIDE, REAR 10572-68A (63734)	EA	4	*	*	*	*	*	1	*	1	12	
P O	5340-598-3072	SCREW, MACHINE:LATCH MTG MS35206-261 (96906)	EA	2	*	*	*	*	*	1	*	1	13	
P O	5310-011-8873	LATCH, DOOR 5604RH (19220)	EA	4	*	*	*	*	*	1	*	1	14	
P O	5310-012-0361	WASHER, LOCK:LATCH MTG MS35337-5 (96906)	EA	4	*	*	*	*	*	1	*	1	15	
P O	5305-958-5245	NUT, PLAIN, HEXAGON: LATCH MTG MS35649-102 (96906)	EA	2	*	*	*	*	*	1	*	1	16	
P O	5340-992-3183	SCREW, MACHINE: HANDLE MTG MS35190-228 (96906)	EA	1	*	*	*	*	*	1	*	1	17	
P O	5305-855-0960	HANDLE, DOOR 48558 (19220)	EA	67	*	*	*	*	*	1	*	1	18	
P C	5310-012-1752	SCREW, TAPPING:DOOR MTG MS24629-36 (96906)	EA	67	*	*	*	*	*	1	*	1	19	

(1) SMR CODE	(2) FEDERAL STOCK NUMBER	(3) DESCRIPTION USABLE ON CODE REF. NUMBER & MFR CODE	(4) UNIT OF MEAS	(5) QTY INC IN UNIT	(6) 30 DAY DS MAINT ALLOWANCE			(7) 30 DAY DS MAINT ALLOWANCE			(8) 1-YR ALW PER 100 EQUIP CNTGY	(9) DEPOT MAINT ALW PER 100 EQUIP	(10) ILLUS- TRATION	
					(A)	(B)	(C)	(A)	(B)	(C)			(A)	(B)
					1-20	21-50	51-100	1-20	21-50	51-100			FIG. NO.	ITEM NO.
X20		DOOR ASSEMBLY, RIGHT SIDE 10572-67A (63734)	EA	2									1	20
P 0	5305-043-6730	SCREW, MACHINE:LATCH MTG MS35225-61 (96906)	EA	4	*	*	*	*	*	.	1	*		
P 0	5340-598-3072	LATCH, DOOR 5604RH (19220)	EA	1	REF	REF	REF	REF	REF	REF	REF	REF		
P 0	5310-011-8873	WASHER, LOCK: LATCH MTG MS35337-5 (96906)	EA	4	REF	REF	REF	REF	REF	REF	REF	REF		
P 0	5310-012-0361	NUT, PLAIN, HEXAGON: LATCH MTG MS35649-102 (96906)	EA	4	REF	REF	REF	REF	REF	REF	REF	REF		
P 0	5305-012-0585	SCREW, MACHINE: HANDLE MTG MS35241-87 (96906)	EA	2	*	*	*	*	*	*	1	*		
P 0	5340-992-3183	HANDLE, DOOR 4855B (19220)	EA	1	REF	REF	REF	REF	REF	REF	REF	REF		
X20		GUSSET, FENDER 10572-40-2 (63734)	EA	1									1	21
P 0	5305-984-5676	SCREW, MACHINE: GUSSET MTG MS35206-296 (96906)	EA	10	*	*	*	*	*	*	1	*	1	22
P F	5310-820-6646	WASHER, LOCK: FENDER MTG MS35338-26 (96906)	EA	40	*	*	*	*	*	*	1	*	1	23
P 0	5310-820-6646	WASHER, LOCK:GUSSET MTG MS35338-26 (96906)	EA	10									1	23
P 0	5310-012-0376	NUT, PLAIN, HEXAGON: GUSSET MTG MS35690-505 (96906)	EA	10	*	*	*	*	*	*	1	*	1	24
P F	5305-984-5675	SCREW, MACHINE: FENDER MTG MS35206-295 (96906)	EA	40	*	*	*	*	*	*	1	*	1	25
X20		ADAPTER, RETAINER RBM150 (794321)	EA	2									1	26
P 0	5305-042-4507	SCREW, ASSEMBLED WASHER: RETAINER ADAPTER MTG	EA	4	*	*	*	*	*	*	1	*	1	27
P 0	5310-045-3296	WASHER, LOCK: RETAINER ADAPTER MTG	EA	4	*	*	*	*	*	*	1	*	1	28
P 0	5310-022-5850	NUT, PLAIN, HEXAGON: RETAINER ADAPTER MTG	EA	4	*	*	*	*	.	*	1	*	1	29
X20		BRACKET, RETAINER: PIKE POLE 10572-78A (63734)	EA	1									1	30
P 0	5305-068-0502	SCREW, CAP, HEXAGON HEAD: PIKE POLE BRACKET MTG	EA	2	*	*	*	*	*	*	1	*	1	31
P 0	5310-010-3319	WASHER, LOCK:PIKE POLE BRACKET MTG	EA	2	*	*	*	*	*	*	1	*	1	32
P 0	5310-827-8485	NUT, PLAIN, HEXAGON: PIKE POLE BRACKET	EA	2	*	*	*	*	*	*	1	*	1	33
X20		BRACKET ASSEMBLY 10572-75A (63734)	EA	1									2	
P 0	5305-043-6695	SCREW, MACHINE: TULIP SPRING MTG M535225-45 (96906)	EA	20	*	*	*	*	*	*	1	*	2	1

(1) SMR CODE	(2) FEDERAL STOCK NUMBER	(3) DESCRIPTION USABLE ON CODE REF. NUMBER & MFR CODE	(4) UNIT OF MEAS	(5) QTY INC IN UNIT	(6) 30 DAY DS MAINT ALLOWANCE			(7) 30 DAY DS MAINT ALLOWANCE			(8) 1-YR ALW PER 100 EQUIP CNTGY	(9) DEPOT MAINT ALW PER 100 EQUIP	(10) ILLUS- TRATION	
					(A)	(B)	(C)	(A)	(B)	(C)			(A)	(B)
					1-20	21-50	51-100	1-20	21-50	51-100			FIG. NO.	ITEM NO.
X20		SPRING, TULIP 54-03946 (63734)	EA	10									2	2
P 0	5310-012-1841	WASHER, LOCK:KIT BRACKET MTG	EA	2	*	*	*	*	*	*	1	*	2	3
P O	5310-012-1841	WASHER, LOCK:TULIP SPRING MTG	EA	20	REF	REF	REF	REF	REF	REF	REF	REF	2	3
PO	5310-591-3472	NUT, PLAIN, HEXAGON: KIT BRACKET MTG	EA	2	*	*	*	*	*	*	1	*	2	4
P 0	5310-591-3472	NUT, PLAIN, HEXAGON: TULIP SPRING NTG	EA	20	REF	REF	REF	REF	REF	REF	REF	REF	2	4
P 0	5305-988-1726	SCREW, MACHINE: RETAINER ADAPTER MTG AND STRAP MTG MS35225-82 (96906)	EA	20	*	*	*	*	*	*	1	*	2	5
X20		RETAINER, STRAP 10572-77-4 (63734)	EA	2									2	6
X20		FASTENER, NAME: FIRE EXTINGUISHER STRAP 10572-75-25 (63734)	EA	2									2	7
X20		STRAP, WEBBING: FIRE EXTINGUISHER 10572-75-23 (63734)	EA	2									2	8
X20		ADAPTER: NOZZLE RPN200 (79432)	EA	2									2	9
X20		ADAPTER: NOZZLE 54-09303 (63734)	EA	1									2	10
X20		ADAPTER, RETAINER RBM250 (79432)	EA	5									2	11
X20		SCREW, MACHINE: KIT BRACKET MTG, 3/8-16 THD SIZE, 5/8 IN LG, FLAT HEAD MS35190-116 (96906)	EA	2									2	12
X20		BRACKET, KIT 10572-76-6 (63734)	EA	1									2	13
P 0	5310-827-8485	NUT, PLAIN, HEXAGON: RETAINER ADAPTER NTG AND STRAP MTG	EA	20	REF	REF	REF	REF	REF	REF	REF	REF	2	14
P 0	5310-010-3319	WASHER, LOCK: RETAINER ADAPTER AND STRAP NTG	EA	20	REF	REF	REF	REF	REF	REF	REF	REF	2	15
X20		BRACKET, DOOR 10572-76-2 (63734)	EA	1									2	16
X20		BRACKET SHOVEL, LEFT HAND 10572-77-3 (63734)	EA	1									2	17
X20		BRACKET, SHOVEL, RIGHT HAND 10572-77-2 163734)	EA	1									2	18
X2F		COMPARTMENT, LEFT SIDE 10572-32A (63734)	EA	1									2	19
P 0	5310-984-3806	NUT, SELF-LOCKLNG: CLIP MTG MS51922-9 (96906)	EA	1	*	*	*	*	*	*	1	*	2	20
X20		BRACKET, REAR 10572-55-3 (63734)	EA	1									2	21

(1) SMR CODE	(2) FEDERAL STOCK NUMBER	(3) DESCRIPTION USABLE ON CODE REF. NUMBER & MFR CODE	(4) UNIT OF MEAS	(5) QTY INC IN UNIT	(6) 30 DAY DS MAINT ALLOWANCE			(7) 30 DAY DS MAINT ALLOWANCE			(8) 1-YR ALW PER 100 EQUIP CNTGY	(9) DEPOT MAINT ALW PER 100 EQUIP	(10) ILLUS- TRATION	
					(A)	(B)	(C)	(A)	(B)	(C)			(A)	(B)
					1-20	21-50	51-100	1-20	21-50	51-100			FIG. NO.	ITEM NO.
P 0	5310-194-7307	WASHER, FLAT: CLIP MTG MS15795-12 (96906)	EA	2	*	*	*	*	*	*	1	*	2	22
X20		CLIP, REAR HOLD 10572-55-4 (63734)	EA	1									2	23
P 0	5305-044-3672	SCREW, MACHINE:CLIP MTG MS35225-96 (96906)	EA	1	*	*	*	*	*	*	1	*	2	24
P 0	5305-012-0585	SCREW, MACHINE: BRACKET MTG MS35241-87 (96906)	EA	5	REF	REF	REF	REF	REF	REF	REF	REF	2	25
P 0	5310-543-2705	WASHER, LOCK: REAR LADDER BRACKET M535338-27 (96906)	EA	5	*	*	*	*	*	*	1	*	2	26
P 0	5310-045-1057	NUT, PLAIN, HEXAGON: REAR LADDER BRACKET MTG MS35690-405 (96906)	EA	5	*	*	*	*	*	*	1	*	2	27
P 0	5305-558-5731	SCREW, MACHINE: GUSSET AND FENDER MTG MS35225-95 (96906)	EA	53	*	*	*	*	*	*	1	*	2	28
X20		GUSSET, LEFT 10572-36-3 (63734)	EA	1									2	29
P 0	5310-543-2629	NUT, PLAIN HEXAGON: GUSSET AND FENDER MTG MS35690-502 (96906)	EA	53	*	*	*	*	*	*	1	*	2	30
P 0	5310-012-0214	WASHER, LOCK:GUSSET AND FENDER MTG MS35338-26 (96906)	EA	53	*	*	*	*	*	*	1	*	2	31
X2F		FENDER, LEFT HAND 10572-36-4 (63734)	EA	1									2	32
P 0	5310-827-8485	NUT, PLAIN, HEXAGON: SHOVEL BRACKET MTG AND DOOR OPENER BRACKET MTG	EA	12	REF	REF	REF	REF	REF	REF	REF	REF	2	33
P 0	5310-543-2705	WASHER, LOCK:SHOVEL BRACKET MTG AND DOOR OPENER BRACKET MTG	EA	12	REF	REF	REF	REF	REF	REF	REF	REF	2	34
X20		BRACKET, SHOVEL 10572-78-2 (63734)	EA	1									2	35
P 0	5305-637-4028	SCREW, CAP, HEXAGON HEAD: SHOVEL BRACKET MTG AND DOOR OPENER BRACKET MTG	EA	12	1	*	*	*	*	*	1	*	2	36
X20		DOOR ASSEMBLY, TOOL CHEST 10572-71A (63734)	EA	1									2	37
P 0	5305-043-6730	SCREW, MACHINE:LATCH MTG MS35225-61 (96906)	EA	4	REF	REF	REF	REF	REF	REF	REF	REF	2	38
P 0	5340-598-3072	LATCH, DOOR 5604RH (19220)	EA	1	REF	REF	REF	REF	REF	REF	REF	REF	2	39
P 0	5310-011-8873	WASHER, LOCK:LATCH MTG M535337-5 (96906)	EA	4	REF	REF	REF	REF	REF	REF	REF	REF	2	40
P 0	5310-012-0361	NUT, PLAIN, HEXAGON: LATCH MTG M5S35649-102 (96906)	EA	4	REF	REF	REF	REF	REF	REF	REF	REF	2	41
P 0	5340-992-3193	HANDLE, DOOR 4855B (19220)	EA	1	REF	REF	REF	REF	REF	REF	REF	REF	2	42
P 0	5305-012-0585	SCREW, MACHINE: HANDLE MTG M535241-87 (96906)	EA	2	REF	REF	REF	REF	REF	REF	REF	REF	2	43

(1) SMR CODE	(2) FEDERAL STOCK NUMBER	(3) DESCRIPTION USABLE ON CODE REF. NUMBER & MFR CODE	(4) UNIT OF MEAS	(5) QTY INC IN UNIT	(6) 30 DAY DS MAINT ALLOWANCE			(7) 30 DAY DS MAINT ALLOWANCE			(8) 1-YR ALW PER 100 EQUIP CNTGY	(9) DEPOT MAINT ALW PER 100 EQUIP	(10) ILLUS- TRATION	
					(A)	(B)	(C)	(A)	(B)	(C)			(A)	(B)
					1-20	21-50	51-100	1-20	21-50	51-100			FIG. NO.	ITEM NO.
P 0	5310-012-1752	WASHER, LOCK: DOOR MTG	EA	90	REF	REF	REF	REF	REF	REF	REF	REF	2	44
P 0	5305-855-0960	SCREW, TAPPING: DOOR MOUNTING MS24629-36 (96906)	EA	90	REF	REF	REF	REF	REF	REF	REF	REF	2	45
X20		DOOR ASSEMBLY, LEFT SIDE, REAR 10572-70A (63734)	EA	1									2	46
P 0	5305-043-6730	SCREW, MACHINE: LATCH MTG MS35225-61 (96906)	EA	4	REF	REF	REF	REF	REF	REF	REF	REF		
P 0	5310-011-8873	WASHER LOCK: LATCH MTG M535337-5 (96906)	EA	4	REF	REF	REF	REF	REF	REF	REF	REF		
P 0	5340-992-3183	HANDLE, DOOR 4855B (19220)	EA	1	REF	REF	REF	REF	REF	REF	REF	REF		
P 0	5305-012-0585	SCREW, MACHINE: HANDLE MTG M535241-87 196906)	EA	2	REF	REF	REF	REF	REF	REF	REF	REF		
P 0	5340-598-3072	LATCH, DOOR 5604RH (19220)	EA	1	REF	REF	REF	REF	REF	REF	REF	REF		
P 0	5310-012-0361	NUT, PLAIN, HEXAGON: LATCH MTG MS35649-102 (96906)	EA	4	REF	REF	REF	REF	REF	REF	REF	REF		
X20		DOOR ASSEMBLY, COMPARTMENT: LEFT HAND 10572-69A (63734)	EA	2									2	47
X1		INSULATION: COMPARTMENT	EA	1									2	48
P 0	5305-043-6730	SCREW, MACHINE: LATCH MTG MS35225-61 (96906)	EA	8	REF	REF	REF	REF	REF	REF	REF	REF		
P 0	5340-598-3072	LATCH, DOOR 5604RH (19220)	EA	2	REF	REF	REF	REF	REF	REF	REF	REF		
P 0	5310-011-8873	WASHER, LOCK:LATCH MTG M535337-5 (96906)	EA	8	REF	REF	REF	REF	REF	REF	REF	REF		
P 0	5310-012-0361	NUT, PLAIN, HEXAGON: LATCH MTG MS35649-102 (96906)	EA	8	REF	REF	REF	REF	REF	REF	REF	REF		
X20		HANDLE, DOOR 4855B (19220)	EA	2										
P 0	5305-012-0585	SCREW MACHINE: HANDLE MTG M535241-87 (96906)	EA	4	REF	REF	REF	REF	REF	REF	REF	REF		
P 0	5305-225-3839	SCREW CAP, HEXAGON HEAD: BATTERY CHARGING RECEPTACLE MTG	EA	4	*	*	*	*	*	1	*		3	1
X20	RECEPTACLE:	BATTERY CHARGING F3A437M6X9 (90129)	EA	1									3	2
P 0	5305-042-343B	SCREW ASSEMBLED WASHER: AUXILIARY POWER RECEPTACLE MTG	EA	6	*	*	*	*	*	*	1	*	3	3
X20	RECEPTACLE:	AUXILIARY POWER 60-40736-24 177820)	EA	1									3	4
P 0	5305-068-0502	SCREW, CAP, HEXAGON HEAD: SHOVEL RACK MTG	EA	4	REF	REF	REF	REF	REF	REF	REF	RE	3	5
X20		RACK, SHOVEL 10572-78-1 (63734)	EA	1									3	6

(1) SMR CODE	(2) FEDERAL STOCK NUMBER	(3) DESCRIPTION REF. NUMBER & MFR CODE	(4) USABLE ON CODE	(5) QTY INC IN UNIT	(6) 30 DAY DS MAINT ALLOWANCE			(7) 30 DAY DS MAINT ALLOWANCE			(8) 1-YR ALW PER 100 EQUIP CNTGY	(9) DEPOT MAINT ALW PER 100 EQUIP	(10) ILLUS- TRATION	
					(A)	(B)	(C)	(A)	(B)	(C)			(A)	(B)
					1-20	21-50	51-100	1-20	21-50	51-100			FIG. NO.	ITEM NO.
P 0	5310-010-3319	WASHER, LOCK: RECEPTACLE	EA	10									3	7
P 0	5310-010-3319	WASHER, LOCK: SHOVEL RACK MTG	EA	4									3	7
P 0	5310-584-5005	NUT, PLAIN, HEXAGON: RECEPTACLE MTG	EA	10	REF	REF	REF	REF	REF	REF	REF	REF	3	8
P 0	5310-827-8485	NUT, PLAIN, HEXAGON: SHOVEL RACK MTG	EA	4	REF	REF	REF	REF	REF	REF	REF	REF	3	8
P 0	5305-269-3211	SCREW, CAP, HEXAGON: HEAD: FOLDING STEP MTG	EA	6	*	*	*	*	*	*	1	*	3	9
X20		STEP, FOLDING 557509 (19220)	EA	3									3	10
P 0	5310-261-7340	WASHER, LOCK: FOLDING STEP MTG	EA	6	*	*	*	*	*	*	1	*	3	11
P 0	5310-012-0317	NUT, PLAIN, HEXAGON: STEP MTG	EA	6	*	*	*	*	*	*	1	*	3	12
X20		REAR END ASSEMBLY 10572-33A (63134)	EA	1										
P 0	5310-543-2629	NUT, PLAIN, HEXAGON: HOSE RETAINER ASSEMBLY MTG MS35690-502 (96906)	EA	6	REF	REF	REF	REF	REF	REF	REF	REF	3	13
P 0	5310-543-2629	NUT, PLAIN, HEXAGON: REAR DOOR MTG MS35690-502 (96906)	EA	5	REF	REF	REF	REF	REF	REF	REF	REF	3	13
X20		NUT, PLAIN, HEXAGON: TAIL LIGHT COVER MOUNTING MS35690-502 (96906)	EA	8									3	13
P 0	5310-012-0214	WASHER, LOCK: HOSE RETAINER ASSEMBLY MTG MS35338-26 (96906)	EA	6	REF	REF	REF	REF	REF	REF	REF	REF	3	14
P 0	5310-012-0214	WASHER, LOCK: REAR DOOR MTG M535338-26 (96906)	EA	5	REF	REF	REF	REF	REF	REF	REF	REF	3	14
P 0	5310-012-0214	WASHER, LOCK:TAIL LIGHT COVER MTG MS35338-26 (96906)	EA	8	REF	REF	REF	REF	REF	REF	REF	REF	3	14
X20		RETAINER ASSEMBLY, HOSE 10572-43A (63734)	EA	1									3	15
P 0	5315-839-5821	PIN COTTER: HOSE RETAINER MTG MS24665-351 (96906)	EA	1	*	*	*	*	*	*	1	*	3	16
P 0	5310-810-8336	WASHER FLAT: HOSE RETAINER MTG MS15195-18 (96906)	EA	1	*	*	*	*	*	*	1	*	3	17
X20		SPRING, HELICAL: HOSE RETAINER MTG 49-00843 (63734)	EA	1									3	18
X20		RETAINER, HOSE 10572-43-4 (63734)	EA	1									3	19
P 0	5306-639-8060	BOLT, MACHINE: HOSE RETAINER ASSEMBLY MTG M535291-31 (96906)	EA	6	*	*	*	*	*	*	1	*	3	20

(1) SMR CODE	(2) FEDERAL STOCK NUMBER	(3) DESCRIPTION REF. NUMBER & MFR CODE	(4) USABLE ON CODE	(5) QTY INC IN UNIT	(6) 30 DAY DS MAINT ALLOWANCE			(7) 30 DAY DS MAINT ALLOWANCE			(8) 1-YR ALW PER 100 EQUIP CNTGY	(9) DEPOT MAINT ALW PER 100 EQUIP	(10) ILLUS- TRATION	
					(A)	(B)	(C)	(A)	(B)	(C)			(A)	(B)
					1-20	21-50	51-100	1-20	21-50	51-100			FIG. NO.	ITEM NO.
X20		DOOR ASSEMBLY, REAR 10572-72A (63734)	EA	1									3	21
P 0	5305-012-0585	SCREW, MACHINE: HANDLE MTG MS35241-87 (96906)	EA	2	REF	REF	REF	REF	REF	REF	REF	REF	3	22
X20		HANDLE, DOOR 48558 (19220)	EA	1									3	23
P 0	5310-012-0361	NUT, PLAIN, HEXAGON: LATCH MTG MN35649-102 196906)	EA	4	REF	REF	REF	REF	REF	REF	REF	REF	3	24
P 0	5310-011-8873	WASHER, LOCK: LATCH MTG MS353375-5 196906)	EA	4	REF	REF	REF	REF	REF	REF	REF	REF	3	25
X20		LATCH, DOOR 5604RH 1192201	EA	1									3	26
P 0	5305-043-6730	SCREW, MACHINE: LATCH MTG MS35225-61 (96906)	EA	4	REF	REF	REF	REF	REF	REF	REF	REF	3	27
P 0	5305-551-5830	SCREW, CAP, HEXAGON HEAD: REAR DOOR MTG MS35221-96 (96906)	EA	5	*	*	*	*	*	*	1	*	3	28
P 0	5305-551-5831	SCREW, MACHINE:TAIL LIGHT COVER MTG MS35221-95 (96906)	EA	8	*	*	*	*	*	*	1	*	3	29
X20		COVER TAIL LIGHT: LEFT HAND 10572-77-7A (63734)	EA	1									3	30
X20		COVER, TAIL LIGHT: RIGHT HAND 10572-77-7 163734)	EA	1									3	31
P 0	5310-012-0214	WASHER, LOCK:EXTINGUISHER BRACKET NTG MS35338-26 (96906)	EA	8	REF	REF	REF	REF	REF	REF	REF	REF	3	32
P 0	5310-012-0368	NUT, PLAIN, HEXAGON: EXTINGUISHER BRACKET MTG MS35690-525 (969063)	EA	8	*	*	*	*	*	*	1	*	3	33
X20		BRACKET, FIRE EXTINGUISHER 7070101 (19207)	EA	2									3	34
P 0	5305-958-5246	SCREW, MACHINE: EXTINGUISHER BRACKET MTG MS35190-289 (96906)	EA	8	*	*	*	*	*	*	1	*	3	35
X20		STEP ASSEMBLY, REAR 10572-45A (63734)	EA	1									4	
P 0	5310-543-2629	NUT, PLAIN, HEXAGON: REAR STEP PLATE MTG MS35690-502 (96906)	EA	8	REF	REF	REF	REF	REF	REF	REF	REF	4	1
P 0	5310-543-2629	NUT, PLAIN, HEXAGON: SIDE PLATE MTG MS35690-502 (96906)	EA	16	REF	REF	REF	REF	REF	REF	REF	REF	4	1
P 0	5310-012-0214	WASHER, LOCK: REAR STEP PLATE MTG MS35338-26 (96906)	EA	8	REF	REF	REF	REF	REF	REF	REF	REF	4	2
P 0	5310-012-0214	WASHER, LOCK:SIDE PLATE MTG M5S35338-26 (96906)	EA	16	REF	REF	REF	REF	REF	REF	REF	REF	4	2
X20		SUPPORT, RIGHT HAND 10572-46-6A2 (63734)	EA	1									4	3
X20		PLATE, SIDE, RIGHT HAND 10572-46-2 (63734)	EA	1									4	4

(1) SMR CODE	(2) FEDERAL STOCK NUMBER	(3) DESCRIPTION REF. NUMBER & MFR CODE	(4) USABLE ON CODE	(5) QTY INC IN UNIT	(6) 30 DAY DS MAINT ALLOWANCE			(7) 30 DAY DS MAINT ALLOWANCE			(8) 1-YR ALW PER 100 EQUIP CNTGY	(9) DEPOT MAINT ALW PER 100 EQUIP	(10) ILLUS- TRATION	
					(A)	(B)	(C)	(A)	(B)	(C)			(A)	(B)
					1-20	21-50	51-100	1-20	21-50	51-100			FIG. NO.	ITEM NO.
P 0	5305-558-5731	SCREW, MACHINE: REAR STEP PLATE MTG MS35225-95 (96906)	EA	8	REF	REF	REF	REF	REF	REF	REF	REF	4	5
P 0	5305-558-5731	SCREW, MACHINE: SIDE PLATE MTG MS35225-95 (96906)	EA	16	REF	REF	REF	REF	REF	REF	REF	REF	4	5
X20		PLATE STEP 10572-46-1 (63734)	EA	1									4	6
X20		PLATE, SIDE, LEFT HAND 10572-46-3 (63734)	EA	1									4	7
X20		SUPPORT, LEFT HAND 10572-46-6A (63734)	EA	1									4	8
P 0	5310-543-2629	NUT, PLAIN, HEXAGON: APRON MTG MS35690-502 (96906)	EA	18	REF	REF	REF	REF	REF	REF	REF	REF	4	9
P F	5310-543-2629	NUT, PLAIN, HEXAGON: COMPARTMENT MTG MS35690-502 (96906)	EA	9	REF	REF	REF	REF	REF	REF	REF	REF	4	9
P 0	5310-543-2629	NUT, PLAIN, HEXAGON: SUPPORT MTG MS35690-502 (96906)	EA	10	REF	REF	REF	REF	REF	REF	REF	REF	4	9
P 0	5310-012-0214	WASHER, LOCK:APRON MTG MS35338-26 (96906)	EA	18	REF	REF	REF	REF	REF	REF	REF	REF	4	10
P F	5310-012-0214	WASHER, LOCK: COMPARTMENT MTG MS35338-26 (96906)	EA	9	REF	REF	REF	REF	REF	REF	REF	REF	4	10
P 0	5310-012-0214	WASHER, LOCK:SUPPORT MTG MS35338-26 (96906)	EA	10	REF	REF	REF	REF	REF	REF	REF	REF	4	10
X20		APRON, REAR 45-13919 (63734)	EA	1									4	11
P 0	5305-551-5831	SCREW, MACHINE:APRON MTG M535221-95 (96906)	EA	16	REF	REF	REF	REF	REF	REF	REF	REF	4	12
P F	5305-551-5831	SCREW MACHINE: COMPARTMENT MTG M535221-95 (96906)	EA	9	REF	REF	REF	REF	REF	REF	REF	REF	4	12
P 0	5305-551-5830	SCREW, MACHINE: APRON MTG MS35221-96 (96906)	EA	7	REF	REF	REF	REF	REF	REF	REF	REF	4	13
P 0	5305-044-3672	SCREW, MACHINE: SUPPORT MTG MS35225-96 (96906)	EA	10	REF	REF	REF	REF	REF	REF	REF	REF	4	13
M 0		GASKET: REAR COMPARTMENT MANUFACTURE FROM: RUBBER SHEET, 48 IN 36 IN. FSN 9320-079-2640	EA	1									4	14
X2F		COMPARTMENT, REAR 10572-48A (63734)	EA	1									4	15
P 0	5305-825-9226	SCREW, CAP, HEXAGON HEAD: HAND RAIL MTG MS35291-60 (96906)	EA	4	*	*	*	*	*	*	1	*	4	16
X20		HANDRAIL, REAR 10572-49A (63734)	EA	1									4	17
P 0	5310-685-1429	NUT, PLAIN, HEXAGON: REAR END ASSEMBLY MTG MS35690-805 (96906)	EA	6	*	*	*	*	*	*	1	*	4	18
P 0	5310-012-0384	WASHER, LOCK:REAR END ASSEMBLY MTG MS35338-29 (96906)	EA	6	*	*	*	*	*	*	1	*	4	19

(1) SMR CODE	(2) FEDERAL STOCK NUMBER	(3) DESCRIPTION REF. NUMBER & MFR CODE	(4) USABLE ON CODE	(5) QTY INC IN UNIT	(6) 30 DAY DS MAINT ALLOWANCE			(7) 30 DAY DS MAINT ALLOWANCE			(8) 1-YR ALW PER 100 EQUIP CNTGY	(9) DEPOT MAINT ALW PER 100 EQUIP	(10) ILLUS- TRATION	
					(A)	(B)	(C)	(A)	(B)	(C)			(A)	(B)
					1-20	21-50	51-100	1-20	21-50	51-100			FIG. NO.	ITEM NO.
P 0	5305-782-9495	SCREW, CAP, HEXAGON HEAD: REAR END ASSEMBLY MTG MS90725-111 (96906)	EA	6	*	*	*	*		*	1	*	4	20
P 0	5310-543-2628	NUT, PLAIN, HEXAGON: REAR HANDRAIL MTG MS35690 602 (96906)	EA	4	*	*	*	*	*	*	1	*	4	21
P 0	5310-543-5101	WASHER, LOCK: REAR HANDRAIL MTG MS35338-27 (96906)	EA	4	*	*	*	*	*	*	1	*	4	22
P 0	5310-012-0377	NUT, PLAIN, HEXAGON: HOLE FILLING MS35690-605 (96906)	EA	4	REF	REF	REF	REF	REF	REF	REF	REF		
X20		RING: FIRE EXTINGUISHER STRAP 10572-75-24 (63734)	EA	2										
P 0	5305-290-2424	SCREW, MACHINE: HOLE FILLING MS35241-119 (96906)	EA	4	*	*	*	*	*	*	1	*		
P 0	5310-543-5101	WASHER, LOCK: HOLE FILLING MS35338-27 (96906)	EA	4	REF	REF	REF	REF	REF	REF	REF	REF		
X20		GROUP 02-CONTROL PANEL VALVE, CONTROL: RELIEF (SEE FIG. 52 FOR BREAKDOWN) QLCVA (26840)	EA	1									5	1
X20		CAP, SUCTION TUBE: LEFT HAND CONTROL PANEL C8FL4-1-2 (26840)	EA	2									5	2
X20		WASHER, NONMETALLIC: LEFT HAND CONTROL PANEL C9041-2 (26840)	EA	2									5	3
P 0	4210-271-5981	STRAINER, SUCTION CG10F4-1-2 (26840)	EA	2	*	*	*	*	*	*	4	5	5	4
X20		CAP, VALVE ABF2-1-2 (26840)	EA	1									5	5
P 0	5330-429-6167	WASHER, NONMETALLIC: CAP	EA	1	*	*	1	*	*	1	8	12	5	
P 0	5310-543-2641	NUT, PLAIN, HEXAGON: PLUG CHAIN MTG	EA	1	*	*	*	*	*	*	1	*	5	7
P 0	5310-010-3320	WASHER, LOCK: PLUG CHAIN MTG	EA	1	*	*	*	*	*	*	1	*	5	8
P 0	5305-882-2864	SCREW, CAP, HEXAGON HEAD: PLUG CHAIN MTG	EA	1	*	*	*	*	*	*	1	*	5	9
P 0	5310-656-0110	WASHER, FLAT: PLUG CHAIN MTG	EA	1	*	*	*	*	*	*	1	*	5	10
X20		PLUG, SWIVEL BL217D (26840)	EA	1									5	11
P 0	5330-429-6167	WASHER, NONMETALLIC: VALVE	EA	1	REF	REF	REF	REF	REF	REF	REF	REF	5	12
P 0	5305-501-8498	SETSCREW: BALL RETAINING, 5/16-24 THD SIZE, 3/8 IN. LG 5018498 (19204)	EA	1	*	*	*	*	*	*	1	*	5	13

6

(1) SMR CODE	(2) FEDERAL STOCK NUMBER	(3) DESCRIPTION USABLE ON CODE REF. NUMBER & MFR CODE	(4) UNIT OF MEAS	(5) QTY INC IN UNIT	(6) 30 DAY DS MAINT ALLOWANCE			(7) 30 DAY DS MAINT ALLOWANCE			(8) 1-YR ALW PER 100 EQUIP CNTGY	(9) DEPOT MAINT ALW PER 100 EQUIP	(10) ILLUS- TRATION	
					(A)	(B)	(C)	(A)	(B)	(C)			(A)	(B)
					1-20	21-50	51-100	1-20	21-50	51-100			FIG. NO.	ITEM NO.
X20		BALL, SWIVEL MS19063-7 (96906)	EA	38									5	14
X20		COUPLING, SWIVEL: VALVE 2242F 126840)	EA	1									5	15
P 0	4210-595-4171	STRAINER: VALVE FZZG10D2-1-1 (26840)	EA	1	*	*	*	*	*	*	2	2	5	16
X20		KNOB, VALVE: PRIMER ZL838 (26840)	EA	1									5	17
P 0	5305-059-4250	SCREW, MACHINE: STEADY VALVE KNOB	EA	1	*	*	*	*	*	*	1	*	5	18
X20		KNOB: STEADY VALVE 66288 (30327)	EA	1									5	19
X20		WASHER: STEADY VALVE KNOB 446239 (00000)	EA	1									5	20
X20	2990-942-5236	CONTROL ASSEMBLY, PUSH-PULL THROTTLE	EA	1									5	21
X2F		BALL, HANDLE: LEFT VALVE BL377D (26840)	EA	1									5	22
X20		HANDWHEEL: AUXILIARY COOLING VALVE 10-2 (82430)	EA	1									5	23
X20		PIN, STRAIGHT, HEADLESS: FOAM VALVE KNOB OP4-14A (513781)	EA	1									5	24
X20		KNOB: FOAM VALVE S5459 (51378)	EA	1									5	25
P 0	5315-843-8590	PIN, SPRING: CONTROL ROD AND HANDLE MS9048-166 (96906)	EA	6	*	*	*	*	*	*	1	*	5	26
X20		HANDLE: CONTROLS RODS 10572-8-7 (63734)	EA	6									5	27
P 0	5305-993-2463	SCREW, MACHINE: CONTROL PANEL MTG, LEFT HAND MS35207-279 (96906)	EA	34	*	*	*	*	*	*	1	*	5	28
P 0	5310-543-2705	WASHER, LOCK: CONTROL PANEL MTG, LEFT HAND MS35338-27 (96906)	EA	34	REF	REF	REF	REF	REF	REF	REF	REF	5	29
P 0	5310-262-4481	WASHER, FLAT: CONTROL PANEL MTG	EA	34	*	*	*	*	*	*	1	*	5	30
P 0	5930-870-2819	SWITCH, HOSE REEL MOTOR VHA763 (26840)	EA	2	*	*	1	*	*	1	6	5	5	31
P 0		SWITCH, TOGGLE: CONTROL PANEL LIGHTS M535058-24 (969061)	EA	3	*	*	1	*	*	1	9	12	5	32
X20		CLAMP, CABLE 3V702074100108 (637341)	EA	1									5	33
X20		STOP, CABLE SC12X (78263)	EA	1									5	34
X20		PANEL, CONTROL, LEFT HAND 10572-18A (63734)	EA	1									5	35
X20		PANEL, CONTROL, RIGHT HAND 10572-18A2 163734)	EA	1									5	35

(1) SMR CODE	(2) FEDERAL STOCK NUMBER	(3) DESCRIPTION USABLE ON CODE REF. NUMBER & MFR CODE	(4) UNIT OF MEAS	(5) QTY INC IN UNIT	(6) 30 DAY DS MAINT ALLOWANCE			(7) 30 DAY DS MAINT ALLOWANCE			(8) 1-YR ALW PER 100 EQUIP CNTGY	(9) DEPOT ALW PER 100 EQUIP	(10) ILLUS- TRATION	
					(A)	(B)	(C)	(A)	(B)	(C)			(A)	(B)
					1-20	21-50	51-100	1-20	21-50	51-100			FIG. NO.	ITEM NO.
		GROUP 03-LADDER SUPPORTS, PUMP COMPARTMENT, AND HOSE BEDS												
P 0	5315-842-3045	PIN, COTTER: SUPPORT MTG MS24665-499 (96906)	EA	2	*	*	*	*	*	*	1	*	6	1
P 0	5310-982-6568	WASHER, FLAT: SUPPORT MTG MS27183-33 (96906)	EA	2	*	*	*	*	*	*	1	*	6	2
P 0	5310-012-0376	NUT, PLAIN, HEXAGON: BRACKET MTG MS35690-505 (96906)	EA	18	REF	REF	REF	REF	REF	REF	REF	REF	6	3
P 0	5310-407-9566	WASHER, LOCK: BRACKET MTG MS35338-48 (96906)	EA	12	*	*	*	1	*	*	1	*	6	4
P 0	5310-514-8948	WASHER, LOCK: BRACKET MTG MS35337-45 (96906)	EA	6	*	*	*	*	*	*	1	*	6	4
X20		ANGLE: REAR SUPPORT ASSEMBLY 10572-54-7 (63734)	EA	2									6	5
P 0	5306-680-6004	BOLT, MACHINE: BRACKET MTG MS35291-32 (96906)	EA	6	*	*	*	*	*	*	1	*	6	6
P 0	5306-225-8497	BOLT, MACHINE: BRACKET MTG MS90725-32 (96906)	EA	12	*	*	*	*	*	*	1	*	6	6
X20		SUPPORT, LADDER: REAR 10572-54A (63734)	EA	1									6	7
P 0	5310-809-5998	WASHER, FLAT: RELEASE HANDLE MS27183-18 (96906)	EA	2	*	*	*	*	*	*	1	*	6	8
X20		SPRING, HELICAL, COMPRESSION: RELEASE HANDLE 48-01598 (63734)	EA	1									6	9
P 0	5315-839-5821	PIN, COTTER: RELEASE HANDLE MS24665-351 (96906)	EA	1	REF	REF	REF	REF	REF	REF	REF	REF	6	10
X20		SHEET, MOUNTING: REAR LADDER SUPPORT 10572-54-19 (63734)	EA	2									6	11
X20		PIPE, STEEL: REAR LADDER SUPPORT 10572-54-4 163734)	EA	2									6	12
X20	4730-894-3249	ELBOW, PIPE: REAR LADDER SUPPORT. 1-5/8-11 THD SIZE, BOTH ENDS FEMALE	EA	2									6	13
X20		HANDLE, RELEASE 10572-54-17 (63734)	EA	1									6	14
X20		ANGLE 10572-54-8 (63734)	EA	2									6	15
X20		SUPPORT, CENTER: LADDER 10572-53A (63734)	EA	1									6	16
X20		BRACKET. ANGLE: CENTER SUPPORT 10572-53-9 (63734)	EA	4									6	17
P 0	5310-012-0239	WASHER, LOCK: CENTER SUPPORT, ANGLE BRACKET MTG MS35337-29 (96906)	EA	4	*	*	*	*	*	*	1	*	6	18
P 0	5310-012-0381	WASHER, LOCK: ANGLE BRACKET MTG MS35337-27 (96906)	EA	12	*	*	*	*	*	*	1	*	6	19
P 0	5310-012-0377	NUT, PLAIN, HEXAGON: BRACKET MTG MS35690-605 (96906)	EA	12	REF	REF	REF	REF	REF	REF	REF	REF	6	20

(1) SMR CODE	(2) FEDERAL STOCK NUMBER	(3) DESCRIPTION USABLE ON CODE REF. NUMBER & MFR CODE	(4) UNIT OF MEAS	(5) QTY INC IN UNIT	(6) 30 DAY DS MAINT ALLOWANCE			(7) 30 DAY DS MAINT ALLOWANCE			(8) 1-YR ALW PER 100 EQUIP CNTGY	(9) DEPOT MAINT ALW PER 100 EQUIP	(10) ILLUS- TRATION	
					(A)	(B)	(C)	(A)	(B)	(C)			(A)	(B)
					1-20	21-50	51-100	1-20	21-50	51-100			FIG. NO.	ITEM NO.
P 0	5305-550-4796	SCREW, CAP, HEXAGON HEAD: ANGLE BRACKET MTG MS35291-117 (96906)	EA	2	*	*	*	*	*	*	1	*	6	21
P 0	5305-269-3211	SCREW, CAP, HEXAGON HEAD: ANGLE BRACKET MTG MS90725-60 (96906)	EA	12	REF	REF	REF	REF	REF	REF	REF	REF	6	22
P 0	5310-274-9337	NUT, WING: CENTER SUPPORT MS35425-36 (96906)	EA	2	*	*	*	*	*	*	1	*	6	23
X20		ROD: CENTER SUPPORT 10572-53-6 (63734)	EA	1									6	24
M 0	5310-685-1429	PIPE, STEEL: CENTER SUPPORT MANUFACTURE FROM: PIPE, STEEL, GALVANIZED, 26 IN. REQUIRED FSN 4710-162-1018	EA	1									6	25
P 0		NUT, PLAIN, HEXAGON: ANGLE BRACKET MTG MS35690-805 (96906)	EA	2	REF	REF	REF	REF	REF	REF	REF	REF	REF	6
X20	5310-012-0239	SUPPORT, FRONT LADDER 10572-52A (63734)	EA	1									6	27
P 0		WASHER, LOCK: ANGLE BRACKET MTG MS35337-29 (96906)	EA	2	REF	REF	REF	REF	REF	REF	REF	REF	REF	6
P 0	5310-685-1429	NUT, PLAIN, HEXAGON: ANGLE BRACKET MTG MS35690-805 (96906)	EA	2	REF	REF	REF	REF	REF	REF	REF	REF	6	29
P 0	5310-012-0381	WASHER, LOCK: ANGLE BRACKET MTG MS35337-27 (96906)	EA	12	REF	REF	REF	REF	REF	REF	REF	REF	6	30
P 0	5310-012-0377	NUT, PLAIN, HEXAGON: ANGLE BRACKET MTG MS35690-605 (96906)	EA	12	REF	REF	REF	REF	REF	REF	REF	REF	6	31
P 0	5305-825-9226	SCREW, CAP, HEXAGON HEAD: ANGLE BRACKET MTG MS35291-60 196906)	EA	12	REF	REF	REF	REF	REF	REF	REF	REF	6	32
X20	5305-716-8128	BRACKET, ANGLE: FRONT LADDER SUPPORT 10572-52-3 (63734)	EA	4									6	33
P 0		SCREW, CAP, HEXAGON HEAD: ANGLE BRACKET MTG MS90725-117 (96906)	EA	2	*	*	*	*	*	*	1	*	6	34
X20	5305-806-7629	MOUNTING ASSEMBLY, LADDER 10572-55A (63734)	EA	1									7	
P 0		SCREW, MACHINE: LADDER BRACKET MTG MS35223-B8 (96906)	EA	12	REF	REF	REF	REF	REF	REF	REF	REF	REF	7
X20	5310-543-2705	BRACKET, INNER, FRONT 10572-55-2 (63734)	EA	1									7	2
X20		BRACKET, OUTER, FRONT 10572-55-1 (63734)	EA	1									7	3
P 0	5310-584-5005	WASHER, LOCK: LADDER BRACKET MTG MS35338-27 (96906)	EA	12	REF	REF	REF	REF	REF	REF	REF	REF	7	4
P 0	5310-584-5005	NUT, PLAIN, HEXAGON: LADDER BRACKET MTG MS35690-405 (96906)	EA	12	REF	REF	REF	REF	REF	REF	REF	REF	7	5
X2F		COMPARTMENT ASSEMBLY, PUMP 10572-4A (63734)	EA	1									7	6

(1) SMR CODE	(2) FEDERAL STOCK NUMBER	(3) DESCRIPTION USABLE ON CODE REF. NUMBER & MFR CODE	(4) UNIT OF MEAS	(5) QTY INC IN UNIT	(6) 30 DAY DS MAINT ALLOWANCE			(7) 30 DAY DS MAINT ALLOWANCE			(8) 1-YR ALW PER 100 EQUIP CNTGY	(9) DEPOT MAINT ALW PER 100 EQUIP	(10) ILLUS- TRATION	
					(A)	(B)	(C)	(A)	(B)	(C)			(A)	(B)
					1-20	21-50	51-100	1-20	21-50	51-100			FIG. NO.	ITEM NO.
X20		DOOR ASSEMBLY: TOP 10572-60A (63734)	EA	1										
X20		DOOR ASSEMBLY, HOSE REEL (SAME AS DOOR ASSEMBLY (63734) 10572-64A2 EXCEPT WHERE INDIVIDUAL COMPONENTS ARE ANNOTATED) 10572-64A (637341)	EA	1										
X20		DOOR ASSEMBLY, HOSE REEL 10572-64A2 (63734)	EA	1										
X20		DOOR ASSEMBLY. FRONT 10572-61A (63734)	EA	1									7	7
X20		GASKET: DOOR 10572-61-12 (63734)	EA	1									7	8
P 0	5310-591-3472	NUT, PLAIN, HEXAGON: REAR DOOR MTG	EA	8	REF	REF	REF	REF	REF	REF	REF	REF	7	9
X20		DOOR ASSEMBLY, REAR 10572-62A (63734)	EA	1									7	10
X20		GASKET: REAR DOOR 10572-62-6 (63734)	EA	1									7	11
X20		HANDLE: DOOR ASSEMBLY, REAR 565636 (19220)	EA	1									7	12
P 0	5310-827-8485	NUT, PLAIN, HEXAGON: HANDLE MTG	EA	4	REF	REF	REF	REF	REF	REF	REF	REF	7	13
P 0	5305-637-8232	SCREW, MACHINE: HANDLE MTG, 1/4-20 THD SIZE, L-1/2 IN. GL	EA	4	*	*	*	*	*	*	1	*	7	14
P 0	5310-010-3319	CROSS-RECESS HEAD WASHER, LOCK: HANDLE MTG	EA	4	REF	REF	REF	REF	REF	REF	REF	REF	7	15
P 0	5305-042-0463	SCREW, ASSEMBLED WASHER: REAR DOOR MTG	EA	8	*	*	*	*	*	*	1	*	7	16
P 0	5310-022-5850	NUT, PLAIN, HEXAGON: FRONT DOOR TO REAR DOOR	EA	8	REF	REF	REF	REF	REF	REF	REF	REF	7	17
P 0	5305-590-7883	SCREW. ASSEMBLED WASHER: FRONT DOOR TO REAR DOOR	EA	8	*	*	*	*	*	*	1	*	7	18
P 0	5310-012-1752	WASHER, LOCK, RECESSED: HOSE REEL DOOR MTG	EA	30	REF	REF	REF	REF	REF	REF	REF	REF	7	19
P 0	5305-855-0960	SCREW. TAPPING: HOSE REEL DOOR MTG MS2429-36 (96906)	EA	30	REF	REF	REF	REF	REF	REF	REF	REF	7	20
X20		DOOR, HOSE REEL (USED ON DOOR ASSEMBLY, P/N (63734) 10572-64A, ONLY) 10572-65A (63734)	EA	1									7	
X20		GASKET: HOSE REEL DOOR 10572-65-24 1637341	EA	1									7	22
P 0	5340-992-3183	HANDLE, DOOR 4855B (19220)	EA	2	REF	REF	REF	REF	REF	REF	REF	REF	7	23

21

(1) SMR CODE	(2) FEDERAL STOCK NUMBER	(3) DESCRIPTION USABLE ON CODE REF. NUMBER & MFR CODE	(4) UNIT OF MEAS	(5) QTY INC IN UNIT	(6) 30 DAY DS MAINT ALLOWANCE			(7) 30 DAY DS MAINT ALLOWANCE			(8) 1-YR ALW PER 100 EQUIP CNTGY	(9) DEPOT MAINT ALW PER 100 EQUIP	(10) ILLUS- TRATION	
					(A)	(B)	(C)	(A)	(B)	(C)			(A)	(B)
					1-20	21-50	51-100	1-20	21-50	51-100			FIG. NO.	ITEM NO.
X20		LATCH, DOOR (USED ON DOOR ASSEMBLY, P/N 163734) 105722-64A2, ONLY) 5604LH 119220)	EA	1									7	24
P 0	5340-598-3072	LATCH, DOOR (USED ON DOOR ASSEMBLY, P/N (63734) 10572-64A, ONLY) 5604RH (19220)	EA	1	REF	REF	REF	REF	REF	REF	REF	REF	7	24
P 0	5310-012-0361	NUT, PLAIN, HEXAGON: LATCH MTG MS35649-102 (96906)	EA	8	REF	REF	REF	REF	REF	REF	REF	REF	7	25
P 0	5305-012-0585	SCREW, MACHINE: HANDLE MTG MS35241-87 196906)	EA	4	REF	REF	REF	REF	REF	REF	REF	REF	7	26
P 0	5305-990-6444	SCREW, MACHINE: LATCH MTG MS35207-261 (96906)	EA	8	*	*	*	*	*	*	1	*	7	27
P 0	5310-011-8873	WASHER, LOCK: LATCH MTG MS35337-5 (96906)	EA	8	REF	REF	REF	REF	REF	REF	REF	REF	7	28
P 0	5310-591-3472	NUT, PLAIN, HEXAGON: HOSE REEL DOOR MTG	EA	30	REF	REF	REF	REF	REF	REF	REF	REF	7	29
P 0	5305-013-3767	SCREW, MACHINE: ARM MTG MS35241-86 (96906)	EA	6	*	*	*	*	*	*	6	*	7	30
X20		ARM, SHORT: HOSE REEL 10572-66-3 (63734)	EA	2									7	31
X20		ARM, LONG: HOSE REEL DOOR 10572-66-1 (63734)	EA	2									7	32
P 0	5310-809-4058	WASHER, FLAT: ARM MTG MS27183-10 (96906)	EA	6	*	*	*	*	*	*	1	*	7	33
X20		NUT, SELF-LOCKING: ARM MTG 10572-66-7 (63734)	EA	6									7	34
X20		DOOR, HOSE REEL (USED ON DOOR ASSEMBLY. P/N (63734) 10572-64A2, ONLY) 10572-65A2 (63734)	EA	1									7	35
X20		HANDLE, DOOR 565636 119220)	EA	1									7	36
X20		GRATING ASSEMBLY, FOAM 10572-14A2 (637341	EA	1									7	37
X20		HOUSING, PUMP, LEFT HAND 10572-19-3 (63734)	EA	1									7	38
X20		HOUSING, PUMP 10572-19-2 (63734)	EA	1									7	39
X20		HOUSING, PUMP, RIGHT HAND 10572-19-1 (637341	EA	1									7	40
X20		LOCK, TWO POINT 5646 (19220)	EA	1									7	
X20		LATCH: TWO POINT LOCK 5646-50 (19220)	EA	1									7	41
X20		GUIDE, ROD: TWO POINT LOCK 5646-51 (19220)	EA	2									7	42

(1) SMR CODE	(2) FEDERAL STOCK NUMBER	(3) DESCRIPTION USABLE ON CODE REF. NUMBER & MFR CODE	(4) UNIT OF MEAS	(5) QTY INC IN UNIT	(6) 30 DAY DS MAINT ALLOWANCE			(7) 30 DAY DS MAINT ALLOWANCE			(8) 1-YR ALW PER 100 EQUIP CNTGY	(9) DEPOT MAINT ALW PER 100 EQUIP	(10) ILLUS- TRATION	
					(A)	(B)	(C)	(A)	(B)	(C)			(A)	(B)
					1-20	21-50	51-100	1-20	21-50	51-100			FIG. NO.	ITEM NO.
X20		ROD: TWO POINT LOCK 5646-6 (19220)	EA	2									7	43
X20		WASHER. SPRING: TWO POINT LOCK 5646-7 (19220)	EA	2									7	44
P 0	5315-059-0140	PIN, COTTER: TWO POINT LOCK MS24665-73 196906)	EA	2	*	*	*	*	*	1	*		7	45
X20		SCREW, TAPPING, THREAD FORMING: ROD GUIDE MTG 144811 (24617)	EA	8									7	46
X20		U BOLT ASSEMBLY 10572-29A2 (63734)	EA	4										
P 0	5310-763-8904	NUT, SELF-LOCKING: U BOLT MS51968-21 196906)	EA	8	*	*	*	*	*	1	*		7	47
X20		WASHER: U BOLT 10572-29-4 (63734)	EA	8									7	48
X20		SPRING, HELICAL 41-13594 (63734)	EA	8									7	49
X20		PLATE: U BOLT 10572-29-2 (63734)	EA	4									7	50
X20		U BOLT SK7766 (63734)	EA	4									7	51
P 0	5305-984-6208	SCREW, MACHINE: TWO POINT LOCK MS35206-261 (969061)	EA	4	REF	REF	REF	REF	REF	REF	REF	REF	7	52
P 0	5305-012-0585	SCREW, MACHINE: HANDLE MTG MS35241-87 (96906)	EA	2	REF	REF	REF	REF	REF	REF	REF	REF	7	53
P 0	5310-524-8464	WASHER, FLAT: PUMP HOUSING MTG	EA	15	*	*	*	*	*	1	*		7	54
P 0	5305-071-2239	SCREW, CAP, HEXAGON HEAD: HOUSING MTG	EA	6	*	*	*	*	*	1	*		7	55
P 0	5305-225-3839	SCREW, CAP, HEXAGON HEAD: HOUSING MTG	EA	9	REF	REF	REF	REF	REF	REF	REF	REF	7	56
P 0	5310-543-2705	WASHER, LOCK: GROUND STRAP MTG	EA	6	REF	REF	REF	REF	REF	REF	REF	REF	7	57
P 0	5310-012-0377	NUT, PLAIN, HEXAGON: GROUND STRAP MTG	EA	6	REF	REF	REF	REF	REF	REF	REF	REF	7	58
P 0	5310-017-8556	WASHER, LOCK: GROUND STRAP MTG	EA	12	*	*	*	*	*	1	*		7	59
X20		STRAP, GROUND 18-00574 163734)	EA	3									7	60
P 0	5305-269-3211	SCREW, CAP, HEXAGON HEAD: GROUND STRAP MTG	EA	6	REF	REF	REF	REF	REF	REF	REF	REF	7	61
P 0	5310-262-4812	WASHER, FLAT: GROUND STRAP MTG	EA	6	*	*	*	*	*	1	*		7	62
X20		BED ASSEMBLY: HOSE, MAIN 45-13666 (63734)	EA	1									8	

(1) SMR CODE	(2) FEDERAL STOCK NUMBER	(3) DESCRIPTION USABLE ON CODE REF. NUMBER & MFR CODE	(4) UNIT OF MEAS	(5) QTY INC IN UNIT	(6) 30 DAY DS MAINT ALLOWANCE			(7) 30 DAY DS MAINT ALLOWANCE			(8) 1-YR ALW PER 100 EQUIP CNTGY	(9) DEPOT MAINT ALW PER 100 EQUIP	(10) ILLUS- TRATION	
					(A)	(B)	(C)	(A)	(B)	(C)			(A)	(B)
					1-20	21-50	51-100	1-20	21-50	51-100			FIG. NO.	ITEM NO.
M 0		SLAT: HOSE BED MANUFACTURE FROM: SLAT, WOOD, 9 FT REQUIRED FOR EACH SLAT FSN 5510-267-2161	EA	10									8	1
X20		PLATE: SLATS MTG 45-13666-2 (63734)	EA	5									8	2
P 0	5305-901-3108	SCREW, WOOD: SLAT TO PLATE MS35492-552 (96906)	EA	110	*	*	*	*	*	*	1	*	8	3
X20		BED ASSEMBLY: HOSE, SIDE 45-13667 (63734)	EA	1									8	
M 0		SLAT: HOSE BED MANUFACTURE FROM: SLAT, WOOD, 9 FT REQUIRED FOR EACH SLAT FSN 5510-267-2161	EA	3									8	4
X20		SCREW, WOOD: SLATS TO PLATE MS35494-58 1969061	EA	30									8	5
X20		PLATE: SLATS MTG 45-13667-2 (63734)	EA	5									8	6
P 0	5310-820-7342	NUT, PLAIN, HEXAGON: FRONT COAMING MTG MS35690-502 (96906)	EA	6	*	*	*	*	*	*	1	*	8	7
P 0	5310-820-6646	WASHER, LOCK: FRONT COAMING MTG MS35338-26 196906)	EA	6	REF	REF	REF	REF	REF	REF	REF	REF	8	8
P 0	5305-558-5731	SCREW, MACHINE: FRONT COAMING MTG MS35225-95 (969061)	EA	6	REF	REF	REF	REF	REF	REF	REF	REF	8	9
X20		COAMING, FRONT 10572-47-3 (63734)	EA	1									8	10
P 0	5305-068-7837	SCREW, CAP, HEXAGON HEAD: PARTITION TO FRONT COAMING	EA	4	*	*	*	*	*	*	1	*	8	11
X20		PARTITION, HOSE BED 45-13665 (63734)	EA	1									8	12
P 0	5305-071-2241	SCREW, CAP, HEXAGON HEAD: PARTITION MTG, REAR	EA	2	*	*	*	*	*	*	1	*	8	13
P 0	5310-543-2705	WASHER, LOCK: PARTITION MTG	EA	6	REF	REF	REF	REF	REF	REF	REF	REF	8	14
X20		SCREW, TAPPING, THREAD FORMING: HOSE BED PARTITION MTG MS35206-264 (96906)	EA	11									8	15
P 0	5310-827-8485	NUT, PLAIN, HEXAGON: PARTITION TO FRONT COAMING	EA	4	REF	REF	REF	REF	REF	REF	REF	REF	8	16

(1) SMR CODE	(2) FEDERAL STOCK NUMBER	(3) DESCRIPTION USABLE ON CODE REF. NUMBER & MFR CODE	(4) UNIT OF MEAS	(5) QTY INC IN UNIT	(6) 30 DAY DS MAINT ALLOWANCE			(7) 30 DAY DS MAINT ALLOWANCE			(8) 1-YR ALW PER 100 EQUIP CNTGY	(9) DEPOT MAINT ALW PER 100 EQUIP	(10) ILLUS- TRATION	
					(A)	(B)	(C)	(A)	(B)	(C)			(A)	(B)
					1-20	21-50	51-100	1-20	21-50	51-100			FIG. NO.	ITEM NO.
		GROUP 04-LIGHT ASSEMBLIES												
X20		SPOTLIGHT: FRONT S6-125-24 (78977)	EA	2									9	
X20		HANDLE AND HOUSING ASSEMBLY 6701 (78977)	EA	2										
X20		HEAD ASSEMBLY 6570-24 (78977)	EA	2										
X20		HOUSING AND TUBE ASSEMBLY 6701A (78977)	EA	2										
X20		HANDLE ASSEMBLY: FRONT SPOTLIGHT 6750 (78977)	EA	2										
X20		BUSHING, HANDLE 6123 (78977)	EA	2									9	1
X20		HANDLE, LOWER 6350A (78977)	EA	2									9	2
X20		HANDLE, UPPER 6450 (78977)	EA	2									9	3
P 0	5310-834-2067	NUT, PLAIN, HEXAGON: HANDLE MTG 6209 (78977)	EA	2	*	*	*	*	*	*	1	*	9	4
X20		PINION, HANDLE 6122 (78977)	EA	2									9	5
P 0	5305-822-8082	SCREW, MACHINE: LOWER HANDLE MTG 63508 (78977)	EA	2	*	*	*	*	*	*	1	*	9	6
X20		WASHER, FELT: HANDLE 3089 (78977)	EA	2									9	7
P 0	5310-825-0874	WASHER, LOCK: HANDLE MTG 3059 (78977)	EA	2	*	*	*	*	*	*	1	*	9	8
X20		HOUSING, HANDLE 6001 (78977)	EA	2									9	9
X20		WEDGE, HANDLE 6035 (78917)	EA	2									9	10
P 0	5930-392-5002	TOGGLE ASSEMBLY, SWITCH 6151 (78977)	EA	2	*	*	1	*	*	1	6	7	9	11
X20		CAP, SWITCH 6002 (78977)	EA	2									9	12
P 0	5305-695-4607	SCREW, MACHINE: SWITCH CAP MTG 6030 (78977)	EA	2	*	*	*	*	*	*	1	*	9	13
X20		GEAR, HANDLE 6405 (78977)	EA	2									9	14
X20		WIRE, ELECTRICAL: SWITCH 6552 (78977)	EA	2									9	15
P 0	5930-393-6043	SWITCH ASSEMBLY 6453 (78977)	EA	2	*	*	1	*	*	1	6	7	9	16
P 0	5305-639-3512	SCREW, SET: TOGGLE MTG 6051A (78977)	EA	2	*	*	*	*	*	*	1	*	9	17
X20		NUT, PLAIN, HEXAGON: HANDLE HOUSING MTG 6035A (78977)	EA	2									9	18

(1) SMR CODE	(2) FEDERAL STOCK NUMBER	(3) DESCRIPTION USABLE ON CODE REF. NUMBER & MFR CODE	(4) UNIT OF MEAS	(5) QTY INC IN UNIT	(6) 30 DAY DS MAINT ALLOWANCE			(7) 30 DAY DS MAINT ALLOWANCE			(8) 1-YR ALW PER 100 EQUIP CNTGY	(9) DEPOT ALW PER 100 EQUIP	(10) ILLUS- TRATION	
					(A)	(B)	(C)	(A)	(B)	(C)			(A)	(B)
					1-20	21-50	51-100	1-20	21-50	51-100			FIG. NO.	ITEM NO.
X20		CLIP, WIRE RETAINING 6010 (78977)	EA	2								9	19	
P 0	5305-207-7349	SCREW, MACHINE: CLIP MTG 3039 (78977)	EA	4	*	*	*	*	*	*	1	*	9	20
P 0	5305-582-6513	SCREW, MACHINE: SWITCH 6412 (78977)	EA	2	*	*	*	*	*	*	1	*		
X20		SHELL ASSEMBLY: FRONT SPOTLIGHT 6568 (78977)	EA	2									9	21
P 0	5310-685-3555	WASHER, LOCK: SHELL ASSEMBLY 1120-00 (78189)	EA	2	*	*	*	*	*	*	1	*	9	22
P 0	5310-834-2067	NUT, PLAIN, HEXAGON: SHELL ASSEMBLY 6209 (78977)	EA	2	REF	REF	REF	REF	REF	REF	REF	REF	9	23
P 0	5305-893-3340	SCREW, MACHINE: ORNAMENT MTG 6296 (78977)	EA	2	*	*	*	*	*	*	1	*	9	24
X20		ORNAMENT: FRONT SPOTLIGHT 6295 (78977)	EA	2									9	25
X20		RING, ADAPTER: LAMP 6475 (78977)	EA	2									9	26
M 0		LEAD ASSEMBLY, HEAD: SPOTLIGHT MANUFACTURE FROM: TERMINAL, LUG, 2 EA 7056702 (10001) FSN 5940-705-6702 WIRE, ELECTRICAL, 35 IN. REQUIRED FOR EACH LEAD ASSEMBLY FSN 6145-660-8933	EA	2									9	27
P 0	6240-019-3141	LAMP, INCANDESCENT: FRONT SPOTLIGHT 4530 (08108)	EA	2	*	1	1	*	1	1	12	50	9	28
X20		RING, LAMP RETAINING 6467 (78977)	EA	2									9	29
P 0	5305-217-9183	SCREW, MACHINE: LAMP RETAINING RING MTG 6471 (78977)	EA	2	*	*	*	*	*	*	1	*	9	30
X20		BUSHING, HEAD POST 6421 (78977)	EA	2									9	31
X20		SPRING, HEAD POST 6473 (78977)	EA	2									9	32
X20		WASHER, FLAT: HEAD POST 3026 (78977)	EA	2									9	33
X20		POST ASSEMBLY, HEAD 6403A (78977)	EA	2									9	34
P 0	5340-993-1526	SPRING, LOCK: ADAPTER RING 6498 (78977)	EA	8	*	*	*	*	*	*	1	*	9	35
X20		PLUG, HOUSING HEAD 6424 (78977)	EA	2									9	36
X20		TUBING, OUTSIDE 6029A (78977)	EA	2									9	37

(1) SMR CODE	(2) FEDERAL STOCK NUMBER	(3) DESCRIPTION USABLE ON CODE REF. NUMBER & MFR CODE	(4) UNIT OF MEAS	(5) QTY INC IN UNIT	(6) 30 DAY DS MAINT ALLOWANCE			(7) 30 DAY DS MAINT ALLOWANCE			(8) 1-YR ALW PER 100 EQUIP CNTGY	(9) DEPOT MAINT ALW PER 100 EQUIP	(10) ILLUS- TRATION	
					(A)	(B)	(C)	(A)	(B)	(C)			(A)	(B)
					1-20	21-50	51-100	1-20	21-50	51-100			FIG. NO.	ITEM NO.
X20		TUBING, INTERMEDIATE: HOUSING AND TUBE ASSEMBLY 6428A (78977)	EA	2								9	38	
P 0	5315-209-9097	PIN, WEDGE: HOUSING 6140 (78977)	EA	2	*	*	*	*	*	1	*	9	39	
X20		BUSHING, SPLIT: HOUSING 3062 (78977)	EA	2								9	40	
X20		TUBING AND GEAR ASSEMBLY 6427A 178977)	EA	2								9	41	
X20		HOUSING, REGULATOR: HEAD 6100 (78977)	EA	2								9	42	
P 0	5305-824-8379	SCREW, MACHINE: HOUSING PLUG MTG 6441 178977)	EA	2	*	*	*	*	*	1	*	9	43	
P 0	5305-582-6513	SCREW, MACHINE: OUTSIDE TUBE 6412 (78977)	EA	2	REF	REF	REF	REF	REF	REF	REF	9	44	
P 0	5305-208-6199	SCREW, MACHINE: OUTSIDE TUBE LOCKING 6040A 1789771	EA	2	*	*	*	*	*	1	*	9	45	
P 0	5305-647-2385	SETSCREW: BUSHING LOCKING 6141B (78977)	EA	2	*	*	*	*	*	1	*	9	46	
P 0	5305-988-1724	SCREW, MACHINE: BRACKET MTG MS35206-280 (969061	EA	2	*	*	*	*	*	1	*	9	47	
X20		BRACKET: SPOTLIGHT MTG 52 (789771	EA	2								9	48	
M 0		GASKET: BRACKET MTG MANUFACTURE FROM: RUBBER, SHEET, 2 IN. BY 4 IN. REQUIRED FOR EACH GASKET HHG156B 181348)	EA	2								9	49	
X20		FSN 5330-261-5761 SPOTLIGHT, REAR 15600 (78977)	EA	2								10		
X20		GROMMET 9073 478977)	EA	2								10	1	
X20		WIRE, ELECTRICAL 6152 (78977)	EA	2								10	2	
X20		WIRE ASSEMBLY: SPOTLIGHT 90520 (78977)	EA	2								10	2	
P 0	5310-582-5615	NUT, PLAIN, HEXAGON: PIVOT HOUSING MTG MS35690-522 (96906)	EA	2	*	*	*	*	*	1	*	10	3	
P 0	5310-217-9217	WASHER, LOCK: PIVOT HOUSING MTG 1045 (78977)	EA	2	*	*	*	*	*	1	*	10	4	
P 0	5306-496-2502	BOLT, MACHINE: PIVOT HOUSING 7240 (78977)	EA	2	*	*	*	*	*	1	*	10	5	
X20		BRACKET, MOUNTING 7002A1 (78977)	EA	2								10	6	
P 0	5310-217-9145	NUT, PLAIN, HEXAGON: SHELL ASSEMBLY MTG 7209 (78977)	EA	2	*	*	*	*	*	1	*	10	7	

(1) SMR CODE	(2) FEDERAL STOCK NUMBER	(3) DESCRIPTION USABLE ON CODE REF. NUMBER & MFR CODE	(4) UNIT OF MEAS	(5) QTY INC IN UNIT	(6) 30 DAY DS MAINT ALLOWANCE			(7) 30 DAY DS MAINT ALLOWANCE			(8) 1-YR ALW PER 100 EQUIP CNTGY	(9) DEPOT MAINT ALW PER 100 EQUIP	(10) ILLUS- TRATION	
					(A)	(B)	(C)	(A)	(B)	(C)			(A)	(B)
					1-20	21-50	51-100	1-20	21-50	51-100			FIG. NO.	ITEM NO.
P 0	5310-217-9218	WASHER, LOCK: SHELL ASSEMBLY MTG 7259 (789771)	EA	2	*	*	*	*	*	*	1	*	10	8
P 0	5305-269-3213	SCREW, CAP, HEXAGON HEAD: SHELL ASSEMBLY MTG MS90725-62 (96906)	EA	2	*	*	*	*	*	*	1	*	10	9
X20		HOUSING, PIVOT 7221 (789771)	EA	2									10	10
P 0	5305-043-6695	SCREW, MACHINE: RING ASSEMBLY MTG MS35225-45 (96906)	EA	2	REF	REF	REF	REF	REF	REF	REF	REF	10	11
P 0	5340-993-1536	SPRING, LAMP RETAINING 6498 (78977)	EA	8	*	*	*	*	*	*	1	*	10	12
P 0	5340-217-9161	RING ASSEMBLY: LAMP RETAINING 6467 178977)	EA	2	*	*	*	*	*	*	1	*	10	13
P 0	6240-019-3141	LAMP, INCANDESCENT 4530 (08108)	EA	2	REF	REF	REF	REF	REF	REF	REF	REF	10	14
M O		LEAD, ELECTRICAL: LAMP MANUFACTURE FROM: WIRE. ELECTRICAL. 6-1/2 IN. REQUIRED FOR EACH LEAD	EA	4									10	15
P 0	5930-885-6515	FSN 6145-845-1861 SWITCH, TOGGLE: REAR SPOTLIGHT 7053 (78977)	EA	2	*	*	1	*	*	1	6	7	10	16
X20		SHELL ASSEMBLY 65680 (78977)	EA	2									10	17
P 0	5306-225-9089	BOLT, MACHINE: BRACKET MTG (SEE FIG. 62) MS90726-34 (96906)A	EA	4	*	*	*	*	*	*	1	*		
X20		BRACKET: REAR SPOTLIGHT MTG (SEE FIG. 62) 16-02185 (63734)A	EA	2										
P 0	5310-582-5615	NUT, PLAIN, HEXAGON: BRACKET MTG (SEE FIG. 62) MS35690-522 (96906)A	EA	4	REF	REF	REF	REF	REF	REF	REF	REF		
X20		ORNAMENT 6295 (78977)	EA	2										
P 0	5305-893-3340	SCREW, MACHINE: ORNAMENT MTG 6296 (78977)	EA	4	REF	REF	REF	REF	REF	REF	REF	REF		
P O	5310-753-4372	NUT, PLAIN, HEXAGON: REAR SPOTLIGHT MTG	EA	8	*	*	*	*	*	*	1	*	10	18
P 0	5310-012-1744	WASHER, LOCK: REAR SPOTLIGHT MTG	EA	8	*	*	*	*	*	*	1	*	10	19
X20		CLIP: LOOM HOLDING, REAR SPOTLIGHT 9901078 163734)	EA	1									10	20
M O		PLATE. STEEL: REAR SPOTLIGHT MTG MANUFACTURE FROM: PLATE, STEEL: 3/32 IN. THK, 6 IN. BY 6 IN. REQUIRED FOR EACH PLATE	EA	2									10	

(1) SMR CODE	(2) FEDERAL STOCK NUMBER	(3) DESCRIPTION USABLE ON CODE REF. NUMBER & MFR CODE	(4) UNIT OF MEAS	(5) QTY INC IN UNIT	(6) 30 DAY DS MAINT ALLOWANCE			(7) 30 DAY DS MAINT ALLOWANCE			(8) 1-YR ALW PER 100 EQUIP CNTGY	(9) DEPOT MAINT ALW PER 100 EQUIP	(10) ILLUS- TRATION		
					(A)	(B)	(C)	(A)	(B)	(C)			(A)	(B)	
					1-20	21-50	51-100	1-20	21-50	51-100			FIG. NO.	ITEM NO.	
P 0	5305-015-6099	SCREW, MACHINE: REAR SPOTLIGHT MTG, NO. 12-24 THD SIZE: 5/8 IN. LG, CROSS-RECESS HEAD 156099 (00000)	EA	8	*	*	*	*	*	*	1	*	10	22	
X20		GROMMET, RUBBER: REAR SPOTLIGHT WIRING 1259 (70485)	EA	2									10	23	
M 0		LOOM: REAR SPOTLIGHT WIRE MANUFACTURE FROM: TUBE, FLEXIBLE, NONMETALLIC, ELECTRICAL, 4 IN. REQUIRED FSN 5975-335-2588	EA	1									10	24	
P 0	5310-176-8133	NUT, PLAIN, HEXAGON: ENGINE LIGHT MTG AN340-6 (88044)	EA	2	*	*	*	*	*	*	1	*	11	1	
P 0	5310-010-6495	WASHER, LOCK: ENGINE LIGHT MTG	EA	2	*	*	*	*	*	*		*	11	2	
P 0	5305-042-0452	SCREW, ASSEMBLED WASHER: ENGINE LIGHT MTG	EA	1	*	*	*	*	*	*	1	*	11	3	
X20		LIGHT ASSEMBLY, ENGINE G579A (72635)	EA	2									11	4	
M 0		LEAD: ENGINE LIGHT MANUFACTURE FROM: LOOM, 10 IN. REQUIRED FORiL6 EACH LEAD FSN 5975-132-6694 PLUG, TIP, 2 EA 51322 (812635 FSN 5935-578-3058 WIRE. ELECTRICAL 14 AWG, 12 IN. REQUIRED FOR EACH LEAD FSN 6145-660-8933	EA	2										11	5
P 0	6240-155-7784	LAMP, INCANDESCENT: ENGINE LIGHT MS35478-307 (96906)	EA	2	*	*	*	*	*	*	5	5	11	7	
P 0	5305-021-4602	SCREW, SHEET METAL: TERMINAL BOARD MTG	EA	1	*	*	*	*	*	*	1	*	11	8	
X20		BOARD, TERMINAL: TURN SIGNAL LIGHTS 4698 (13445)	EA	1									11	9	
P 0	5305-042-4506	SCREW, ASSEMBLED WASHER: SIREN SOLENOID MTG	EA	2	*	*	*	*	*	*	1	*	11	10	
P 0	5310-045-3296	WASHER, LOCK: SIREN SOLENOID MTG	EA	2	REF	REF	REF	REF	REF	REF	REF	REF	11	11	
P 0	5310-022-5850	NUT, PLAIN, HEXAGON: SIREN SOLENOID MTG	EA	2	REF	REF	REF	REF	REF	REF	REF	REF	11	12	
P 0		SOLENOID: SIREN SAS4404 (19728)	EA	*	*	*	*	*	*	*	3	2	11	13	
P 0	5930-919-3278	SENDING UNIT, TEMPORARY: WATER 438086 (577331)	EA	1	*	*	*	*	*	*	3	2	11	14	

(1) SMR CODE	(2) FEDERAL STOCK NUMBER	(3) DESCRIPTION USABLE ON CODE REF. NUMBER & MFR CODE	(4) UNIT OF MEAS	(5) QTY INC IN UNIT	(6) 30 DAY DS MAINT ALLOWANCE			(7) 30 DAY DS MAINT ALLOWANCE			(8) 1-YR ALW PER 100 EQUIP CNTGY	(9) DEPOT ALW PER 100 EQUIP	(10) ILLUS- TRATION	
					(A)	(B)	(C)	(A)	(B)	(C)			(A)	(B)
					1-20	21-50	51-100	1-20	21-50	51-100			FIG. NO.	ITEM NO.
P 0	5930-472-7193	SENDING UNIT, PRESSURE: OIL 364K (57733)	EA	1	*	*	*	*	*	*	3	2	11	15
P 0	2540-973-2448	SWITCH, TURN SIGNAL 111CF (72635)	EA	1	*	*	*	*	*	*	3	2	12	1
P 0	4210-977-8700	FLASHER G124 (72635)	EA	1	*	*	*	*	*	*	3	2	12	2
P 0	5305-013-2688	SCREW, MACHINE: TURN SIGNAL FLASHER	EA	2	*	*	*	*	*	*	1	*	12	3
P 0	6240-686-4662	LAMP, INCANDESCENT 1450 124446)	EA	1	*	*	*	*	*	*	5	5	12	4
P 0	5910-919-3318	CAPACITOR: TURN SIGNAL FLASHER 16-02098 (637341)	EA	1	*	*	*	*	*	*	5	7	12	5
X20		LIGHT, SIGNAL, DIRECTIONAL: FRONT 16-01724-24A181 (72635)	EA	2									13	1
P 0	6240-155-7784	LAMP, INCANDESCENT MS35478-307 (96906)	EA	2	REF	REF	REF	REF	REF	REF	REF	REF	13	2
P 0	6220-030-2896	GASKET, LENS 133 (72635)	EA	2	*	*	*	*	*	*	2	12	13	3
P 0	6220-710-7782	LENS, AMBER 150A (72635)	EA	2	*	*	1	*	*	1	6	7	13	4
X20		RING, LENS RETAINING 139 (72635)	EA	2									13	5
X20		PAD, MOUNTING, RUBBER: LIGHT MTG 1-87DIAX06THK (72635)	EA	2									13	6
P 0	5310-013-1718	WASHER, LOCK: LIGHT MTG	EA	2	*	*	*	*	*	*	1	*	13	7
P 0	5310-880-8189	NUT. PLAIN, HEXAGON: LIGHT MTG MS51967-11 196906)	EA	2	*	*	*	*	*	*	1	*	13	8
X20		BRACKET, FRONT: DIRECTIONAL LIGHT MTG 16-02100 (63734)	EA	2									13	9
P 0	5305-988-1725	SCREW, MACHINE: FRONT DIRECTIONAL LIGHT BRACKET MTG, ROUND. CROSS-RECESS HEAD MS35208-71 (96906)	EA	4	*	*	*	*	*	*	1	*	13	10
P 0	5310-012-1753	WASHER, LOCK: FRONT DIRECTIONAL LIGHT BRACKET MTG	EA	2	*	*	*	*	*	*	1	*	13	11
P 0	5310-827-8485	NUT. PLAIN, HEXAGON: FRONT DIRECTIONAL LIGHT BRACKET MTG MS35961-408 (969061)	EA	4	REF	REF	REF	REF	REF	REF	REF	REF	13	12
M 0		LOOM, COTTON: REAR DIRECTIONAL LIGHT WIRING MANUFACTURE FROM: FAB5975-335-2588 TUBE, FLEXIBLE. NONMETALLIC, ELECTRICAL, 6 IN. REQUIRED FOR EACH LOOM	EA	2									14	1
P 0	5305-059-7905	SCREW, MACHINE: REAR DIRECTIONAL LIGHT WIRING LOOM CLAMP, CROSS-RECESS HEAD MS35208-44 (96906)	EA	2	*	*	*	*	*	*	1	*	14	2

(1) SMR CODE	(2) FEDERAL STOCK NUMBER	(3) DESCRIPTION USABLE ON CODE REF. NUMBER & MFR CODE	(4) UNIT OF MEAS	(5) QTY INC IN UNIT	(6) 30 DAY DS MAINT ALLOWANCE			(7) 30 DAY DS MAINT ALLOWANCE			(8) 1-YR ALW PER 100 EQUIP CNTGY	(9) DEPOT MAINT ALW PER 100 EQUIP	(10) ILLUS- TRATION	
					(A)	(B)	(C)	(A)	(B)	(C)			(A)	(B)
					1-20	21-50	51-100	1-20	21-50	51-100			FIG. NO.	ITEM NO.
P 0	5340-193-3638	CLAMP, LOOP: REAR DIRECTIONAL LIGHT WIRING LOOM	EA	2	*	*	*	*	*	*	1	*	14	3
P 0	5310-971-7989	NUT, PLAIN, HEXAGON: REAR DIRECTIONAL LIGHT MTG MS35691-425 (96906)	EA	2	*	*	*	*	*	*	1	*	14	4
P 0	5310-543-2705	WASHER, LOCK: REAR DIRECTIONAL LIGHT MTG	EA	4	REF	REF	REF	REF	REF	REF	REF	REF	14	5
X20		LIGHT, SIGNAL, DIRECTIONAL: REAR 182 (726351)	EA	2									14	6
P 0	6240-155-7784	LAMP, INCANDESCENT 307 (24446)	EA	2	REF	REF	REF	REF	REF	REF	REF	REF	14	7
P 0	6220-030-2896	GASKET, LENS 133 (726351)	EA	2	REF	REF	REF	REF	REF	REF	REF	REF	14	8
P 0	6220-759-0533	LENS, RED 150R (726351)	EA	2	*	*	1	*	*	1	6	7	14	9
X20		RING, LENS RETAINING 139 1726351	EA	2									14	10
X20		GROMMET: WIRE ASSEMBLY BP4529 (726351)	EA	2									14	11
X20		WIRE ASSEMBLY 447 (72635)	EA	1									14	12
P 0	5310-591-3472	NUT, PLAIN, HEXAGON: REAR DIRECTIONAL LIGHT WIRING CLAMP	EA	2	REF	REF	REF	REF	REF	REF	REF	REF	14	13
X20		LIGHT ASSEMBLY, DOME 38M (72635)	EA	1									15	1
X20		RIM, LENS: DOME LIGHT 545 (72635)	EA	1									15	2
P 0	6220-790-7781	LENS, LIGHT 258 ((72635)	EA	1	*	*	*	*	*	*	3	2	15	3
P 0	6240-155-7784	LAMP, INCANDESCENT: DOME LIGHT 307 (24446)	EA	1	REF	REF	REF	REF	REF	REF	REF	REF	15	4
P 0	5305-019-3257	SCREW, MACHINE: RIM MTG, NO. 6-32 THD SIZE, 1/4 IN. LG MS35225-26 (96906)	EA	2	*	*	*	*	*	*	1	*	15	5
X20		LEAD, ELECTRICAL: DOME LIGHT 447 (72635)	EA	1										
P 0	5305-016-9469	SCREW, TAPPING: DOME LIGHT MTG	EA	3	*	*	*	*	*	*	1	*	15	6
X20		LIGHT, WARNING 192 (13505)	EA	1									16	
X20		SKIRT ASSEMBLY 192-33 113505)	EA	1									16	1
P 0	5305-043-6693	SCREW, MACHINE: MOTOR MTG 436693 (24617) X20PLATE, BASEEA1163 192-42 (13505)	EA	2	*	*	*	*	*	*	1	*	16	2
P 0	5305-558-3666	SCREW, MACHINE: SUPPRESSOR MTG	EA	2	*	*	*	*	*	*	*1	*	16	4

(1) SMR CODE	(2) FEDERAL STOCK NUMBER	(3) DESCRIPTION REF. NUMBER & MFR CODE	(4) USABLE ON CODE	(5) QTY INC IN UNIT	(6) 30 DAY DS MAINT ALLOWANCE			(7) 30 DAY DS MAINT ALLOWANCE			(8) 1-YR ALW PER 100 EQUIP CNTGY	(9) DEPOT MAINT ALW PER 100 EQUIP	(10) ILLUS- TRATION	
					(A)	(B)	(C)	(A)	(B)	(C)			(A)	(B)
					1-20	21-50	51-100	1-20	21-50	51-100			FIG. NO.	ITEM NO.
X20		MOTOR, DC 5575M8GI (94506)	EA	1									16	5
X20		GASKET, ROOF 192-34 (13505)	EA	1									16	6
X20		BOLT SET, MOUNTING: 1/4-20 THD SIZE, 4 IN. LG 192-43 (13505)	EA	3									16	7
X1		FELT: GEARSHAFT LUBRICATOR, 1 IN. W, 1 IN. LG, 1/4 IN. THK 192-44P (13505)	EA	1									16	8
P 0	5310-013-8473	WASHER, LOCK: FELT MTG	EA	1	*	*	*	*	*	*	1	*	16	9
P 0	5305-015-5839	SCREW, MACHINE: FELT MTG, NO. 6-36 THD SIZE, 3/8 IN. LG 155839 (24617)	EA	1	*	*	*	*	*	*	1	*	16	10
X20		LEAD ASSEMBLY: SUPPRESSOR AND BRUSHES TO POWER SUPPLY, NO. 12 AWG 192-74 (13505)	EA	1									16	11
M O		GASKET, INSULATION: BRUSH HOLDER MANUFACTURE FROM: PAPER, GASKET: INSULATION. 1-1/2 IN. BY 1-1/2 IN. REQUIRED FSN 5330-233-5845	EA	1									16	12
X20		HOLDER, BRUSH 192-40 (13505)	EA	1									16	13
X20		BRUSH 192-41 (13505)	EA	1									16	14
P 0	5305-753-4487	SETSCREW: BOTTOM PLATE TO MOTOR SHAFT MS51025-29 (96906)	EA	2	*	*	*	*	*	*	1	*	16	15
X20		PLATE, BOTTOM 192-37 (13505)	EA	1									16	16
X1		STUD AND RING ASSEMBLY 192-38 (13505)	EA	1									16	16
X1		WASHER. NYLON 192-45 (13505)	EA	1									16	16
P 0	5305-272-5306	SCREW, MACHINE: LEAD MTG, NO. 6-36 THD SIZE, 3/16 IN LG. CROSS-RECESS HEAD	EA	1	*	*	*	*	*	*	1	*	16	17
X20		PLATE, TOP 192-36 (13505)	EA	1									16	18
X20		BOLT AND WASHER ASSEMBLY: 1/4-20 THD SIZE, 4-3/4 IN. LG 192-35 (13505)	EA	1									16	19
P 0		GASKET, LENS 192-31 (13505)	EA	1	*	*	*	*	*	*	2	2	16	20
P 0		LENS, LIGHT 192-30 (13505)	EA	1	*	*	*	*	*	*	3	2	16	21
X20		RING, CLAMP 192-32 (13505)	EA	1									16	22
P 0	5305-272-5306	SCREW, MACHINE: SKIRT ASSEMBLY MTG	EA	4	REF	REF	REF	REF	REF	REF	REF	REF	16	23

(1) SMR CODE	(2) FEDERAL STOCK NUMBER	(3) DESCRIPTION REF. NUMBER & MFR CODE	(4) USABLE ON CODE	(5) QTY INC IN UNIT	(6) 30 DAY DS MAINT ALLOWANCE			(7) 30 DAY DS MAINT ALLOWANCE			(8) 1-YR ALW PER 100 EQUIP CNTGY	(9) DEPOT MAINT ALW PER 100 EQUIP	(10) ILLUS- TRATION	
					(A)	(B)	(C)	(A)	(B)	(C)			(A)	(B)
					1-20	21-50	51-100	1-20	21-50	51-100			FIG. NO.	ITEM NO.
P 0	5305-059-7916	SCREW, MACHINE: GROUND LEAD MTG MS35208-55 (969061)	EA	1	*	*	*	*	*	*	1	*	16	24
P 0	5310-017-8378	WASHER, LOCK: GROUND LEAD MTG	EA	2	*	*	*	*	*	*	1	*	16	25
M O		LEAD, ELECTRICAL: GROUND MANUFACTURE FROM: WIRE. ELECTRICAL: NO. 10 AWG, 9 IN. REQUIRED FSN 6145-190-6987	EA	1									16	26
P 0	5310-022-5850	NUT, PLAIN, HEXAGON: GROUND LEAD MTG	EA	1	REF	REF	REF	REF	REF	REF	REF	REF	16	27
X1		BRACKET: BRUSH HOLDER MTG, NYLON, 1-1/4 IN. LG, 1/2 IN. HIGH, 1/2 IN. WIDE 19329 (13505)	EA	1									16	28
X20		SCREW, MACHINE: BRUSH HOLDER MTG, NO. 6-36 THD SIZE 5/16 IN. LG 155835 (24617)	EA	1									16	29
P 0	5310-01-3-8526	WASHER, LOCK: BRUSH HOLDER MTG	EA	2	*	*	*	*	*	*	1	*	16	30
P 0	5305-558-3669	SCREW MACHINE: BRUSH HOLDER BRACKET MTG MS35225-5 (96906)	EA	2	*	*	*	*	*	*	1	*	16	31
M O		LEAD, ELECTRICAL, LAMP MANUFACTURE FROM: WIRE, ELECTRICAL 6 IN. REQUIRED FSN 6145-660-8933	EA	1									16	32
P 0	5305-591-3435	SCREW, ASSEMBLED WASHER: LAMP LEAD MTG	EA	4	*	*	*	*	*	*	1	*	16	33
P 0	6240-635-4643	LAMP, INCANDESCENT 4505 (24446)	EA	2	*	*	1	*	*	1	10	10	16	34
P 0		KIT, BRUSH SUPPORT 192-39 (135051)	EA	1	*	*	*	*	*	*	5	2		
P O		SUPPRESSOR: WARNING LIGHT NF10299 (14655)	EA	1	*	*	*	*	*	*	5	2		
P 0		SUPPRESSOR: WARNING LIGHT NF10299 (14655)	EA	1	REF	REF	REF	REF	REF	REF	REF	REF	16	35
M F		WIRING HARNESS: LEFT TURN SIGNAL AND SPOTLIGHT MANUFACTURE FROM: TUBE. FLEXIBLE, NONMETALLIC ELECTRICAL AS REQUIRED FSN 5975-335-2586 TERMINAL, LUG: LEFT TURN SIGNAL AND SPOTLIGHT WIRING HARNESS 51322 181263) FSN 5940-050-7055 WIRE, ELECTRICAL: LEFT TURN SIGNAL AND SPOTLIGHT, 9 FT. REQUIRED FSN 6145-660-8933	EA	1										

(1) SMR CODE	(2) FEDERAL STOCK NUMBER	(3) DESCRIPTION REF. NUMBER & MFR CODE	(4) USABLE ON CODE	(5) QTY INC IN UNIT	(6) 30 DAY DS MAINT ALLOWANCE			(7) 30 DAY DS MAINT ALLOWANCE			(8)	(9)	(10) ILLUS- TRATION	
					(A)	(B)	(C)	(A)	(B)	(C)	1-YR ALW PER 100 EQUIP CNTGY	DEPOT MAINT ALW PER 100 EQUIP	(A)	(B)
					1-20	21-50	51-100	1-20	21-50	51-100			FIG. NO.	ITEM NO.
M F		WIRING HARNESS: RIGHT HAND TURN SIGNAL AND SPOTLIGHT MANUFACTURE FROM: TUBE. FLEXIBLE, NONMETALLIC ELECTRICAL, 10 FT. 6 IN. REQUIRED FSN 5975-132-9471 TERMINAL, LUG: LEFT HAND TURN SIGNAL AND SPOTLIGHT WIRING HARNESS 51322 (81263) FSN 5940-050-7055 WIRE, ELECTRICAL: RIGHT HAND TURN SIGNAL AND SPOTLIGHT, 17 FT. REQUIRED FSN 6145-660-8933	EA	1										
P 0	5310-912-0214	WASHER, LOCK: BRACKET MTG (SEE FIG. 62) MS35338-26 (96906) GROUP 05-SIREN	EA	4	1	*	*	*	*	*	1	*		
X20		SIREN UAL (13505)	EA	1									17	
P 0	5305-984-4983	SCREW, MACHINE: FRONT HOUSING MTG MS35206-226 (96906)	EA	4	*	*	*	*	*	*	1	*	17	1
X20		HOUSING, FRONT UAL 1 (13505)	EA	1									17	2
P 0	5310-208-5188	NUT, PLAIN, HEXAGON: BULB RING	EA	1	*	*	*	*	*	*	1	*	17	3
X20		SCREW, BULB, RING: NO. 6-36 THD SIZE, 1 IN. LG UAL 34 (13505)	EA	1									17	4
X20		SCREEN ASSEMBLY: FRONT, BULB RING UAL 42 (13505)	EA	1									17	5
P 0		LENS. RED UAL 55 (13505)	EA	1	*	*	*	*	*	*	5	2	17	6
P 0		GASKET, LENS UAL 56 (13505)	EA	1	*	*	*	*	*	*	3	2	17	7
X20		NUT, PLAIN, HEXAGON: LAMP RETAINING, NO. 6-36 THD SIZE UAL 37 (13505)	EA	4									17	8
P 0	5310-167-0271	WASHER, D: LAMP RETAINING MS35333-41 (96906)	EA	4	*	*	*	*	*	*	1	*	17	9
X20		SCREW, MACHINE: LAMP RETAINING, NO. 6-32 THD SIZE, 3X4 IN. LG 207104 (24617)	EA	4									17	10
P 0	6220-643-0687	LAMP, INCANDESCENT 4578 124455)	EA	1	*	*	*	*	*	*	3	5	17	11
X20		RING, ADAPTER: LAMP UAL 41 (13505)	EA	1									17	12
P 0	5305762-7482	SCREW, MACHINE: DEFLECTOR MTG MS35206-202 (969061)	EA	4	*	*	*	*	*	*	1	*	17	13

(1) SMR CODE	(2) FEDERAL STOCK NUMBER	(3) DESCRIPTION REF. NUMBER & MFR CODE	USABLE ON CODE	(4) UNIT OF MEAS	(5) QTY INC IN UNIT	(6) 30 DAY DS MAINT ALLOWANCE			(7) 30 DAY DS MAINT ALLOWANCE			(8) 1-YR ALW PER 100 EQUIP CNTGY	(9) DEPOT MAINT ALW PER 100 EQUIP	(10) ILLUS- TRATION	
						(A)	(B)	(C)	(A)	(B)	(C)			(A)	(B)
						1-20	21-50	51-100	1-20	21-50	51-100			FIG. NO.	ITEM NO.
X20		DEFLECTOR, FRONT UAL 3 (13505)		EA	1									17	14
X1		SCREW, MACHINE: GROUND WIRE, NO. 6-36 THD SIZE, 3/16 IN. LG, CROSS-RECESS HEAD UAL 38 (13505)		EA	2									17	15
X20		SCREW, MACHINE: SEPARATOR RING, NO. 6-36 THD SIZE, 3/8 IN. LG UAL 6 (13505)		EA	4									17	16
X20		RING, SEPARATOR: FAN UAL 5 (13505)		EA	1									17	17
X20		SCREW, MACHINE: DEFLECTOR MTG. NO. 4-36 THD SIZE, 3/16 IN. LG UAL 8 (13505)		EA	2									17	18
X20		DEFLECTOR, REAR: FAN UAL 7 (13505)		EA	1									17	19
P 0	5945-991-3828	FLASHER: SIREN LAMP F432-24V 1779771		EA	1	*	*	*	*	*	*	3	5	17	20
X20		SCREW, MACHINE: FLASHER CLIP MTG. NO. 6-36 THD SIZE, 1/4 IN. LG UAL 45 (13505)		EA	1									17	21
X20		CLIP: FLASHER MTG UAL 43 (13505)		EA	1									17	22
X20		SETSCREW: FAN TO MOTOR, NO. 6-32 THD SIZE, 3/8 IN. LG UAL 10 (13505)		EA	2									17	23
X20		FAN: SIREN UAL 9 (13505)		EA	1									17	24
X20		MOTOR ASSEMBLY: DC, SIREN 7B24VOLTS (33164)		EA	1									17	25
X20		SCREW, MACHINE: BRUSH HOLDER, NO. 6-36 THD SIZE, 1/4 IN. LG UAL 26 (13505)		EA	2									17	26
X20		HOLDER, BRUSH UAL 29 (13505)		EA	2									17	27
P 0		BRUSH, SIREN MOTOR UAL 30 (13505)		EA	2	*	*	1	*	*	1	6	5	17	28
X20		SCREW, SELF-TAPPING: SUPPRESSOR MTG NO. 6, 3/8 IN. LG UAL 28 (13505)		EA	2									17	29
X1		BEARING, FRONT UAL 19 (13505)		EA	1										
X1		BEARING, REAR UAL 31 (13505)		EA	1										
X1		FRAME ASSEMBLY UAL 25 (13505)		EA	1										
X1		RETAINER, BEARING UAL 20 (13505)		EA	1										
X1		ROTOR UAL 24 (13505)		EA	1										
X1		SCREW, MACHINE: RETAINER BEARING UAL 21 (13505)		EA	3										

(1) SMR CODE	(2) FEDERAL STOCK NUMBER	(3) DESCRIPTION REF. NUMBER & MFR CODE	USABLE ON CODE	(4) UNIT OF MEAS	(5) QTY INC IN UNIT	(6) 30 DAY DS MAINT ALLOWANCE			(7) 30 DAY DS MAINT ALLOWANCE			(8)	(9)	(10) ILLUS- TRATION		
						(A)	(B)	(C)	(A)	(B)	(C)	1-YR ALW PER 100 EQUIP CNTGY	DEPOT MAINT ALW PER 100 EQUIP	(A)	(B)	
						1-20	21-50	51-100	1-20	21-50	51-100			FIG. NO.	ITEM NO.	
X1		SUPPRESSOR: SIREN MOTOR UAL 27 (13505)		EA	1											
X1		WASHER, FELT: ARMATURE SHAFT UAL 22 (13505)		EA	1											
X1		WASHER, NYLON UAL 23 (13505)		EA	1											
P 0	5305-954-9537	SCREW, MACHINE: REAR HOUSING MTG MS35214-88 196906)		EA	1	*	*	*	*	*	*	1	*	17	30	
P 0	5310-514-6674	WASHER, LOCK: REAR HOUSING MTG UAL 32 (135051)		EA	1	*	*	*	*	*	*	*	*	17	31	
X20		HOUSING: REAR UAL 14 (13505)		EA	1									17	32	
X20		BRACKET, BASE UAL 15 (13505)		EA	1									17	33	
X20		GROMMET: LEADS TO REAR HOUSING UAL 16 (13505)		EA	2									17	34	
M O		WIRE, LEAD: SIREN MANUFACTURE FROM: WIRE, ELECTRICAL, NO. 16 AWG 7 STRAND, 16 FT. 4 IN. REQUIRED FSN 6145-845-1861		EA	1									17	35	
X20		WIRE, LAMP: 16 AWG, 8-112 IN. LG UAL 40 (13505)		EA	1									17	36	
P 0	5305-889-3002	SCREW, MACHINE: STATOR MTG MS35206-242 (96906)		EA	3	*	*	*	1	*	*	1	*	17	37	
X20		STATOR: SIREN FAN UAL 11 (13505)		EA	1									17	38	
P 0	5305-855-0968	SCREW, MACHINE: LEAD MTG MS24629-10 (96906)		EA	2	*	*	*	*	*	*	1	*			
P 0	5910-899-4396	SUPPRESSOR, FLASHER UAL 50 (13505)		EA	1	*	*	*	*	*	*	5	5			
X20		WIRE, GROUND: LAMP, 16 AWG, 5-1/4 IN. LG UAL 39 (13505)		EA	1											
P 0	5910-899-4395	SUPPRESSOR, FLASHER UAL 50 (13505)		EA	1	*	*	*	*	*	*	5	5	17	39	
X20		SUPPRESSOR: SIREN MOTOR UAL 27 (13505)		EA	1									17	40	
P 0	5310-827-8485	NUT, PLAIN, HEXAGON: SIREN MTG MS35691-408 (96906)		EA	4	REF	REF	REF	REF	REF	REF	REF	REF	17	41	
P 0	5310-017-4916	WASHER, LOCK:SIREN MTG		EA	4	*	*	*	*	*	*	1	*	17	42	
P 0	5310-012-0423	WASHER, LOCK:SIREN MTG		EA	4	*	*	*	*	*	*	1	*	17	43	
P 0	5305-225-3840	SCREW, CAP, HEXAGON HEAD: SIREN MTG MS35291-7 (96906)		EA	4	*	*	*	*	*	*	1	*	17	44	

(1) SMR CODE	(2) FEDERAL STOCK NUMBER	(3) DESCRIPTION USABLE ON CODE REF. NUMBER & MFR CODE	(4) UNIT OF MEAS	(5) QTY INC IN UNIT	(6) 30 DAY DS MAINT ALLOWANCE			(7) 30 DAY DS MAINT ALLOWANCE			(8) 1-YR ALW PER 100 EQUIP CNTGY	(9) DEPOT MAINT ALW PER 100 EQUIP	(10) ILLUS- TRATION		
					(A)	(B)	(C)	(A)	(B)	(C)			(A)	(B)	
					1-20	21-50	51-100	1-20	21-50	51-100			FIG. NO.	ITEM NO.	
X20		GROMMET, RUBBER: SIREN WIRING IN FENDER, 3/8 IN. ID, 3/4 IN. DO 3/8 IN. THK, 3/16 IN. GROOVE 896 (70485)	EA	1									17	45	
P 0	5305-043-6734	SCREW, MACHINE: SIREN FOOT SWITCH MTG MS35225-65 1969061	EA	2	*	*	*	*	*	*	1	*	18	1	
P 0	5930-919-3279	SWITCH, SIREN: HAND 16-02084 (63734)	EA	1	*	*	*	*	*	*	3	2	18	2	
P 0	5305-682-7753	SCREW, ASSEMBLED WASHER: SIREN HAND SWITCH MTG MS24763-7 (96906)	EA	2	*	*	*	*	*	*	1	*	18	3	
P 0	5310-017-8378	WASHER 1 LOCK: SIREN FOOT SWITCH MTG	EA	2	REF	REF	REF	REF	REF	REF	REF	REF	18	4	
P 0	5310-176-8137	NUT, PLAIN, HEXAGON: SIREN FOOT SWITCH AN340-10 (880441)	EA	2	*	*	*	*	*	*	1	*	18	5	
P 0	5310-350-3587	WASHER, FLAT: SIREN FOOT SWITCH LEAD MTG	EA	2	*	*	*	*	*	*	1	*	18	6	
P 0	5310-176-8137	NUT, PLAIN, HEXAGON: SIREN FOOT SWITCH LEAD MTG AN340-10 (880441)	EA	2	REF	REF	REF	REF	REF	REF	REF	REF	18	7	
M 0		LEAD ASSEMBLY: SIREN FOOT SWITCH MANUFACTURE FROM: TERMINAL, LUG, 2 EA FSN 5940-705-6702 WIRE, ELECTRICAL, 6 IN. REQUIRED FSN 6145-660-8933	EA	1									18	8	
X20		SWITCH, SIREN: FOOT 9060 (13445)	EA	1									18	9	
M F		WIRING HARNESS: SIREN MANUFACTURE FROM: TUBE, FLEXIBLE. NONMETALLIC. ELECTRICAL, 3 FT. 9 IN. REQUIRED FSN 5975-335-2587 TUBE, FLEXIBLE, NONMETALLIC, ELECTRICAL, 35 IN. REQUIRED TERMINAL, LUG: SIREN WIRING HARNESS, 2 EA E73 1597301 FSN 5940-688-6010 TERMINAL, LUG: SIREN WIRING HARNESS. 3 EA 15-040 178263) TERMINAL, LUG: SIREN WIRING HARNESS, 1 EA 70-0303 (78263) WIRE, ELECTRICAL: SIREN WIRING HARNESS NO. 6 AWG, 5 FT. 5 IN. REQUIRED FSN 6145-284-0329	EA	1											

(1) SMR CODE	(2) FEDERAL STOCK NUMBER	(3) DESCRIPTION USABLE ON CODE REF. NUMBER & MFR CODE	(4) UNIT OF MEAS	(5) QTY INC IN UNIT	(6) 30 DAY DS MAINT ALLOWANCE			(7) 30 DAY DS MAINT ALLOWANCE			(8) 1-YR ALW PER 100 EQUIP CNTGY	(9) DEPOT MAINT ALW PER 100 EQUIP	(10) ILLUS- TRATION	
					(A)	(B)	(C)	(A)	(B)	(C)			(A)	(B)
					1-20	21-50	51-100	1-20	21-50	51-100			FIG. NO.	ITEM NO.
M F		WIRE, ELECTRICAL: SIREN WIRING HARNESS, 13 FT. REQUIRED FSN 6145-660-8893 WIRING HARNESS: SIREN SOLENOID TO HAND SWITCH MANUFACTURE FROM: TUBE, FLEXIBLE, NONMETALLIC, ELECTRICAL. 3 FT. 5 IN. REQUIRED FSN 5975-132-9471 TERMINAL, LUG: SIREN SOLENOID TO HAND SWITCH WIRING HARNESS, 1 EA 15-040 (78263) TERMINAL, LUG: SIREN SOLENOID TO HAND SWITCH WIRING HARNESS, 3 EA 70-030 (78263) WIRE, ELECTRICAL: SIREN SOLENOID TO HAND SWITCH WIRING HARNESS, 10 FT REQUIRED FSN 6145-660-8933 GROUP 06-BATTERY, BATTERY BOX	EA	1										
X20		PLATE, TOP: BATTERY BOX COVER 10572-86-3 (63734)	EA	1									19	1
X20		EXCHANGER ASSEMBLY, HEAT: BATTERY BOX 17-00844 (63734)	EA	1									19	2
P 0	5305-068-0502	SCREW, CAP, HEXAGON HEAD: HEAT EXCHANGER CLAMP	EA	4	REF	REF	REF	REF	REF	REF	REF	REF	19	3
X20		CLAMP: HEAT EXCHANGER 120875 124617)	EA	4									19	4
P 0	5310-827-8485	NUT, PLAIN, HEXAGON: HEAT EXCHANGER CLAMP	EA	4	REF	REF	REF	REF	REF	REF	REF	REF	19	5
X20		COVER, ELECTRIC: HEAT EXCHANGER, 1 IN. ID, RED RUBBER EC18 (95760)	EA	2									19	6
X20		BOX ASSEMBLY, BATTERY 10572-58A 163734)	EA	1									19	7
X20		CLAMP, COVER: FRONT AND TOP 9902290 (63734)	EA	3										
X20		FRAME ASSEMBLY, BOX 10572-85A (63734)	EA	1										
P 0	5305-984-6195	SCREW, MACHINE: CLAMP MTG MS35505-247 (96906)	EA	12	*	*	*	*	*	*	1	*	19	8
P 0	5340-444-6468	CLAMP HR 1 (06004)	EA	3	*	*	*	*	*	*	1	*	19	9

(1) SMR CODE	(2) FEDERAL STOCK NUMBER	(3) DESCRIPTION REF. NUMBER & MFR CODE	(4) USABLE ON CODE	(5) UNIT OF MEAS	(6) QTY INC IN UNIT	(6) 30 DAY DS MAINT ALLOWANCE			(7) 30 DAY DS MAINT ALLOWANCE			(8) 1-YR ALW PER 100 EQUIP CNTGY	(9) DEPOT MAINT ALW PER 100 EQUIP	(10) ILLUS- TRATION	
						(A)	(B)	(C)	(A)	(B)	(C)			(A)	(B)
						1-20	21-50	51-100	1-20	21-50	51-100			FIG. NO.	ITEM NO.
P 0	5305-958-5253	SCREW. CAP, HEXAGON HEAD: ANGLE MTG MS35190-306 (96906)		EA	8	*	*	*	*	*	*	1	*	19	10
X20		ANGLE, INSIDE ALIGNMENT 10572-88-4 (63734)		EA	4									19	11
X20		PLATE, FRONT: BATTERY BOX COVER 10572-86-2 (63734)		EA	1									19	12
X20		SPACER: CLAMP MTG 17-00843 (63734)		EA	2									19	13
P 0	5310-012-0622	NUT, PLAIN, HEXAGON: CLAMP MTG MS35649-82 (96906)		EA	12	*	*	*	*	*	*	1	*	19	14
X20		WASHER, LOCK: CLAMP MTG		EA	12									19	15
P 0	5310-550-0777	NUT, PLAIN, HEXAGON: BATTERY BOX MTG MS35690-402 (96906)		EA	10	*	*	*	*	*	*	1	*	19	16
P 0	5310-543-2705	WASHER. LOCK: BATTERY BOX MTG MS35338-27 1969061		EA	10	REF	REF	REF	REF	REF	REF	REF	REF	19	17
P 0	5305-225-3839	SCREW, CAP. HEXAGON: BATTERY BOX MTG MS90725-8 (96906)		EA	10	REF	REF	REF	REF	REF	REF	REF	REF	19	18
X20		GROMMET: BATTERY BOX 2570 (70485)		EA	3									19	19
P 0	5325-281-1557	GROMMET: BATTERY BOX MS3549-17 196906)		EA	1	*	*	*	*	*	*	1	*	19	20
X20		BATTERY 17-00841 (63734)		EA	2										
P 0	6140-191-8485	BATTERY MS35001-5 196906)		EA	2	*	*	*	*	*	*	1	*		
X20		HOLD-DOWN, BATTERY 17-00842 (63734)		EA	4										
M O		CABLE: BATTERY MANUFACTURE FROM: LEAD, ELECTRICAL, 6 GA, 6 FT. 10 IN. REQUIRED FSN 6145-284-0329 TERMINAL, LUG, 2 EA MS25036-22 (96906) FSN 5940-559-4342		EA	1										
P 0	5325-248-7102	GROMMET: BATTERY 896 (70485)		EA	1	*	*	*	*	*	*	1	*		
P 0	5325-276-4204	GROMMET: BATTERY 1734 (70485)		EA	2	*	*	*	*	*	*	1	*		
X20		GROUP 07-HOSE REEL FRAME ASSEMBLY AND MOTOR HOSE REEL INSTALLATION ASSEMBLY 51-01110 (63734)	A	EA	1									20	
M O		LEAD, ELECTRICAL MANUFACTURE FROM:	A	EA	2									20	1

(1) SMR CODE	(2) FEDERAL STOCK NUMBER	(3) DESCRIPTION USABLE ON CODE REF. NUMBER & MFR CODE	(4) UNIT OF MEAS	(5) QTY INC IN UNIT	(6) 30 DAY DS MAINT ALLOWANCE			(7) 30 DAY DS MAINT ALLOWANCE			(8) 1-YR ALW PER 100 EQUIP CNTGY	(9) DEPOT MAINT ALW PER 100 EQUIP	(10) ILLUS- TRATION	
					(A)	(B)	(C)	(A)	(B)	(C)			(A)	(B)
					1-20	21-50	51-100	1-20	21-50	51-100			FIG. NO.	ITEM NO.
		TERMINAL, LUG, 3 EA MS25036-106 (96906)	A											
		FSN 5940-283-5280 TERMINAL, LUG, 1 EA 8198776 (18876)	A											
		FSN 5940-617-2896 TUBE, 7 FT, REQUIRED FOR EACH LEAD	A											
		FSN 5975-284-7339 WIRE, 7 FT. REQUIRED FOR EACH LEAD	A											
P 0	5305-269-3211	FSN 6145-705-6679 SCREW, CAP. HEXAGON HEAD	A	EA	4	REF	REF	REF	REF	REF	REF	REF	REF	20 2
P F	5305-045-4869	MS90725-60 (96906)A SCREW, SELF-LOCKING, HEXAGON HEAD	A	EA	10	*	*	*	*	*	1	*	*	20 3
X2F		SPACER, PIPE 10572-20A45 (63734)	A	EA	12									20 4
X2F		SWIVEL JOINT, PIPE (INCLUDES COMPONENTS OF PARTS KIT, STOCK NO. 4210-953-5164)	A	EA	1									20 5
X2F		1216GF1316F (76264)A CAP, GRIT	A	EA	1									20 6
P F	5305-068-0500	216G2 (176264) SCREW, CAP, HEXAGON HEAD	A	EA	1	*	*	*	*	*	1	*	*	20 7
X2F		MS90725-3 (96906) SLEEVE	A	EA	1									20 8
X2F		1316F (76264) STEM	A	EA	1									20 9
X2F		1216GF (76264) SPACER: DISC TO SPROCKET	A	EA	6									20 10
P F	4210-933-5171	10572-20A48 (63734) SPROCKET: 112 TEETH	A	EA	1	*	*	*	*	*	3	5	*	20 11
X2F		10572-20A4 (63734) SPRING, HELICAL, COMPRESSION	A	EA	1									20 12
X2F		10572-20A16 163734) WHEEL, BRAKE	A	EA	1									20 13
X2F		10572-20A17 (63734) SUPPORT. MOTOR	A	EA	1									20 14
P F	4210-933-5170	51-01091 (63734) SPROCKET: 9 TEETH	A	EA	1	*	*	*	*	*	3	5	*	20 15
P F	5310-637-9541	10572-20A40 (63734) WASHER, LOCK	A	EA	2	1	*	*	*	*	1	*	*	20 16
P F	4210-933-5169	MS35338-46 (96906) SHAFT, GEAR	A	EA	1	*	*	*	*	*	3	5	*	20 17
P F	5310-820-6653	10572-20A11 (63734) WASHER, LOCK	A	EA	1	*	*	*	*	*	1	*	*	20 18
P 0	5945-642-1126	MS35338-50 (96906) SWITCH, SOLENOID	A	EA	2	1	2	4	1	2	4	48	15	20 19
P 0	4210-990-9024	SAS4406M (19728) SWITCH, PUSH	A	EA	2	1	2	4	1	2	4	48	15	20 20
P 0	5310-933-7049	9231STK (13445) NUT, CAGED	A	EA	4	*	*	*	*	*	1	*	*	20 21
		90304 (28056)A												

(1) SMR CODE	(2) FEDERAL STOCK NUMBER	(3) DESCRIPTION REF. NUMBER & MFR CODE	(4) USABLE ON CODE	(5) UNIT OF MEAS	(6) QTY INC IN UNIT	(6) 30 DAY DS MAINT ALLOWANCE			(7) 30 DAY DS MAINT ALLOWANCE			(8) 1-YR ALW PER 100 EQUIP CNTGY	(9) DEPOT MAINT ALW PER 100 EQUIP	(10) ILLUS- TRATION	
						(A)	(B)	(C)	(A)	(B)	(C)			(A)	(B)
						1-20	21-50	51-100	1-20	21-50	51-100			FIG. NO.	ITEM NO.
P 0	5306-225-8499	SCREW, SELF-LOCKING, HEXAGON HEAD MS90725-34 (96906)	A	EA	4	*	*	*	*	*	*	1	*	20	22
P 0	5305-269-3209	SCREW, SELF-LOCKING, HEXAGON HEAD MS90725-58 (96906)	A	EA	8	*	*	*	*	*	*	1	*	20	23
P 0	5310-627-6128	WASHER, LOCK MS35335-35 (96906)	A	EA	4	*	*	*	*	*	*	1	*	20	24
P 0	5310-880-7744	NUT, PLAIN, HEXAGON MS51967-5 (96906)	A	EA	4	*	*	*	*	*	*	1	*	20	25
P 0	5310-696-5176	NUT, EXTERNAL WASHER, HEXAGON 271190 (000001)	A	EA	8	*	*	*	*	*	*	1	*	20	26
X20		REEL ASSEMBLY HOSE: LH (SAME AS REEL ASSEMBLY, STOCK NO. 1637341 10572-20ART, EXCEPT WHERE INDIVIDUAL ITEMS ARE ANNOTATED) 10572-20ALT 163734)	A	EA	1									20	
X20		REEL ASSEMBLY. HOSE: RH 10572-20ART (63734)A	A	EA	1									20	
X2F		BEARING UNIT, PILLOW BLOCK 10572-20A32 (63734)	A	EA	2									20	27
P F	4210-933-7684	BEARING, SLEEVE: BRASS 10572-20A32-2 (63734)	A	EA	2	1	2	4	1	2	4	48	20	20	28
P 0	4730-172-0031	FITTING, LUBRICATION MS15003-5 (96906)	A	EA	2	*	*	*	*	*	*	1	*	20	29
P F	5310-012-0377	NUT. PLAIN, HEXAGON	A	EA	6	REF	REF	REF	REF	REF	REF	REF	REF	20	30
X2F		DISC ASSEMBLY, BACK 10572-20A2 (63734)	A	EA	1									20	31
X2F		RIVET, SOLID 104080 (24617)	A	EA	6									20	32
X1		WASHER, DISC 10572-20A5 (63734)	A	EA	1									20	33
X2		FORUM, REEL 10572-20A1 (63734)	A	EA	1									20	34
X2F		DISC, DRUM REINFORCEMENT 10572-20A7 163734)	A	EA	1									20	35
X2F		BOLT, CARRIAGE: SPROCKET, 3/8-16 THD SIZE, 24 13/16 IN. LG, 1 1/2 IN. THD LG 10572-20A6 1637341	A	EA	6									20	36
P F	3020-933-5166	GEAR, BEVEL 10572-20A9 (63734)	A	EA	1	*	*	*	*	*	*	3	5	20	37
P F	4210-933-5168	PAD, BRAKE 10572-20A15 (63734)	A	EA	1	1	2	4	1	2	4	48	15	20	38
X2F		FRAME, DRIVE END: LH (U/O REEL ASSEMBLY, STOCK NO. (63734) 10572-20ALT, ONLY) 10572-20A21L (63734)A	A	EA	1									20	39
X2F		FRAME, DRIVE END: RH (U/O REEL ASSEMBLY, STOCK NO. (63734) 10572-20ART, ONLY) 10572-20A21R (63734)A	A	EA	1									20	40
P FR		MOTOR, DC (SEE FIG 21 FOR BREAKDOWN) 20033 (44541)	A	EA	1	*	*	*	*	*	*	5	5	20	40

(1) SMR CODE	(2) FEDERAL STOCK NUMBER	(3) DESCRIPTION USABLE ON CODE REF. NUMBER & MFR CODE	(4) UNIT OF MEAS	(5) QTY INC IN UNIT	(6) 30 DAY DS MAINT ALLOWANCE			(7) 30 DAY DS MAINT ALLOWANCE			(8) 1-YR ALW PER 100 EQUIP CNTGY	(9) DEPOT MAINT ALW PER 100 EQUIP	(10) ILLUS- TRATION		
					(A)	(B)	(C)	(A)	(B)	(C)			(A)	(B)	
					1-20	21-50	51-100	1-20	21-50	51-100			FIG. NO.	ITEM NO.	
X2F		FRAME, BASE 10572-20A23-24 (63734)	A	EA	2								20	41	
P F	5305-269-3211	SCREW, CAP, HEXAGON HEAD MS90725-60 (96906)	A	EA	2	REF	REF	REF	REF	REF	REF	REF	20	42	
X2F		RING, RETAINING MS16628-100 196906)	A	EA	1								20	43	
P F	4210-929-6670	BEARING UNIT, PILLOW BLOCK 10572-20A14 (63734)	A	EA	1	1	2	4	1	2	4	48	20	44	
P O	4730-050-4208	FITTING, LUBRICATION: BEARING, PILLOW BLOCK MS15003-1 (96906)	A	EA	1	*	*	*	*	*	*	1	*	20	45
P F	3020-933-5165	GEAR, BEVEL: PINION 10572-20A10 (63734)	A	EA	1	*	*	*	*	*	*	3	5	20	46
P F	5310-763-8905	NUT, PLAIN, HEXAGON MS51968-20 196906)	A	EA	1	*	*	*	*	*	*	1	*	20	47
M F		CHAIN, ROLLER MANUFACTURE FROM: CHAIN, 115 PITCHES REQUIRED FSN 3020-248-5789A LINK, CONNECTION, 1 EA FSN 3020-231-8741	A	EA	1									20	48
X2F		CRANK. HAND 51-01068 (63734)	A	EA	1									20	49
X2F		FRAME, REAR 10572-20A22 (63734)	A	EA	1									20	50
X2F		DISC ASSEMBLY, FRONT 10572-20A3 (63734)	A	EA	1									20	51
X2F		RIVET, SOLID 104080 (24617)	A	EA	6									20	52
X1		WASHER, DISC 10572-20A5 (63734)	A	EA	1									20	53
P F	4210-933-5167	GOOSENECK AND HOSE ADAPTER ASSEMBLY 10572-20A8 (63734)	A	EA	1	*	*	*	*	*	*	3	5	20	54
M O		LEAD, ELECTRICAL MANUFACTURE FROM: TERMINAL, LUG, 3 EA MS25036-6 (96906) FSN 5940-283-8250 TERMINAL, LUG, 1 EA 8198776 (18876) FSN 5940-617-2896 TUBE, 6 FT. REQUIRED FSN 5975-284-7339 WIRE, 6 FT. REQUIRED FSN 6145-705-6679	A	EA	1										
P F	4210-953-5164	PARTS KIT: SWIVEL JOINT, CURE DATE 1200-1300 (76264) 2 EA, PACKING, PREFORMED AN6227-27 (88044) FSN 5330-198-6190 2 EA, PACKING, PREFORMED AN6227-24 (88044) FSN 5330-198-6183	A	EA	1	2	4	1	2	4	4	8	25	20	

(1) SMR CODE	(2) FEDERAL STOCK NUMBER	(3) DESCRIPTION REF. NUMBER & MFR CODE	(4) USABLE ON CODE	(5) UNIT OF MEAS	(6) QTY INC IN UNIT	(6) 30 DAY DS MAINT ALLOWANCE			(7) 30 DAY DS MAINT ALLOWANCE			(8) 1-YR ALW PER 100 EQUIP CNTGY	(9) DEPOT MAINT ALW PER 100 EQUIP	(10) ILLUS- TRATION	
						(A)	(B)	(C)	(A)	(B)	(C)			(A)	(B)
						1-20	21-50	51-100	1-20	21-50	51-100			FIG. NO.	ITEM NO.
		2 EA, RETAINER, PACKING MS28782-24 (96906)	A											20	57
P FR	6105-933-5172	FSN 5330-186-1313 MOTOR, DC (SEE FIG 20) 20033 (44541)	A	EA	1	REF	REF	REF	REF	REF	REF	REF	REF		
X1		ARMATURE, MOTOR SA23006B10T5009 (44541)	A	EA	1				SEE	KIT,	P/N	28-	01162	21	1
P F	3110-516-5557	BEARING, BALL, ANNULAR LA8046-038 (44541)	A	EA	2	*	*	*	*	*	*	1	*	21	2
P F		BRUSH, ELECTRICAL CONTACT SA678-9 (44541)	A	EA	2	*	*	*	*	*	*	1	*	21	3
X2F		CAP, ELECTRICAL L3216 (44541)	A	EA	2				SEE	KIT,	P/N	28-	01162	21	4
X1		ENDBELL LC3943D2 (44541)	A	EA	1				SEE	KIT,	P/N	28-	01162	21	5
X1		ENDBELL: COMMUTATOR END SA23010 (44541)	A	EA	1				SEE	KIT,	P/N	28-	01162		
X2F		ARM, BRUSH HOLDER LA6945-3 (44541)	A	EA	2				SEE	KIT,	P/N	28-	01162	21	6
P F		CAPACITOR SA13229-2 (44541)	A	EA	2	*	*	*	*	*	*	1	*	21	7
X1		ENDBELL LC5198D20 (44541)	A	EA	1				SEE	KIT,	P/N	28-	01162	21	8
X2F		HOLDER, ELECTRICAL CONTACT BRUSH L3217-1 (44541)	A	EA	2				SEE	KIT,	P/N	28-	01162	21	9
X2F		INSULATOR, BUSHING LA11150-08 (44541)	A	EA	2				SEE	KIT,	P/N	28-	01162	21	10
X2F		INSULATOR, BUSHING L310-1 (44541)	A	EA	2				SEE	KIT,	P/N	28-	01162	21	11
X2F		NIPPLE, PIPE L1124-3 (44541)	A	EA	1				SEE	KIT,	P/N	28-	01162	21	12
X2F		PIN, STRAIGHT, HEADLESS L11072-16 (44541)	A	EA	1				SEE	KIT,	P/N	28-	01162	21	13
X2F		SCREW, MACHINE: CAPACITOR MTG LA23011-1 (44541)	A	EA	4				SEE	KIT,	P/N	28-	01162	21	14
X2F		SETSCREW L1522-1 (44541)A	A	EA	2				SEE	KIT,	P/N	28-	01162	21	15
X2F		WASHER, FLAT L241T-5 (44541)	A	EA	2				SEE	KIT,	P/N	28-	01162	21	16
P F	5315-111-5584	KEY, MACHINE L97-2 (44541)	A	EA	1	*	*	*	*	*	*	1	*	21	17
X2F		NUT, PLAIN, HEXAGON LA6129 (44541)	A	EA	4				SEE	KIT,	P/N	28-	01162	21	18
X2F		PLATE, IDENTIFICATION LA6465-1B (44541)	A	EA	1				SEE	KIT,	P/N	28-	01162		
X2F		SCREW, CAP, HEXAGON HEAD A6281-38 (44541)	A	EA	4				SEE	KIT,	P/N	28-	01162	21	19
X2F		SCREW, DRIVE: IDENTIFICATION PLATE MTG L1424-1 144541)	A	EA	2				SEE	KIT,	P/N	28-	01162		
X1		STATOR, MOTOR SA14592-14T5009 (44541)	A	EA	1				SEE	KIT,	P/N	28-	01162	21	20

(1) SMR CODE	(2) FEDERAL STOCK NUMBER	(3) DESCRIPTION USABLE ON CODE REF. NUMBER & MFR CODE	(4) UNIT OF MEAS	(5) QTY INC IN UNIT	(6) 30 DAY DS MAINT ALLOWANCE			(7) 30 DAY DS MAINT ALLOWANCE			(8) 1-YR ALW PER 100 EQUIP CNTGY	(9) DEPOT MAINT ALW PER 100 EQUIP	(10) ILLUS- TRATION		
					(A)	(B)	(C)	(A)	(B)	(C)			(A)	(B)	
					1-20	21-50	51-100	1-20	21-50	51-100			FIG. NO.	ITEM NO.	
X2F		WASHER, FLAT L1562-18 144541)	A	EA	1				SEE	KIT,	P/N	28-	01162	21	21
X2F		WASHER, SPRING LA14640-3 (44541)	A	EA	1				SEE	KIT,	P/N	28-	01162	21	22
X2F		BASE LB3451-1 (44541)	A	EA	1				SEE	KIT,	P/N	28-	01162	21	23
X1		SCREW, MACHINE LK4-1 (44541)	A	EA	4				SEE	KIT,	P/N	28-	01162	21	24
X20		REEL ASSEMBLY: HOSE, LH (SEE FIG 23)		EA	1										
X2F		EPF32-19-21LH (92858)		EA	12									22	1
X2F		BOLT, DISC, RETAINING EPF32-19-21-6 (92852)		EA	2									22	2
X2F		SPACER, PIPE EPF32-19-21-45 (92852)		EA	24									22	3
X2F		REINFORCEMENT, DRIVE EPF32-19-21-7 (92852)		EA	2									22	4
X2F		DRUM EPF32-19-21-1 (92852)		EA	2									22	5
P F	5305-269-3211	SCREW, CAP, HEXAGON HEAD: FRONT AND REAR BEARING MTG MS35725-60 (96906)		EA	8	REF	REF	REF	REF	REF	REF	REF	REF	22	6
X2F		BEARING, FRONT EPF32-19-21-32 (92858)		EA	2									22	7
X2F		BEARING, REAR EPF32-19-21-27 (92858)		EA	2									22	7
X2F		BEARING, SLEEVE: FRONT AND REAR. HOSE REEL 10572-20A32-1 (63734)		EA	4									22	8
P F	4210-053-0470	JOINT, SWIVEL EPF32-19-21-33 (92858)		EA	2	*	*	*	*	*	*	5	3	22	9
P F	4210-946-0256	PACKING, PREFORMED EPF32-19-21-34 (92858)		EA	2	*	*	1	*	*	1	8	19	22	10
X2F		COVER: SWIVEL JOINT END, 14 IN. ID, 1 3/4 IN. OD 216G2 (76264)		EA	2									22	11
P F	5305-068-0500	SCREW, CAP, HEXAGON HEAD: SWIVEL JOINT MS35291-3 (96906)		EA	2	REF	REF	REF	REF	REF	REF	REF	REF	22	12
P F	5310-543-2705	WASHER, LOCK: FRONT AND REAR BEARING MTG MS35338-27 (96906)		EA	8	REF	REF	REF	REF	REF	REF	REF	REF	22	13
P F	5310-012-0377	NUT, PLAIN, HEXAGON: FRONT AND REAR BEARING MTG MS35690-605 (96906)		EA	8	REF	REF	REF	REF	REF	REF	REF	REF	22	14
X2F		WHEEL, BRAKE EPF32-19-21-17 (92858)		EA	2									22	15
X2F		SPACER, SPROCKET EPF32-19-21-48 (92852)		EA	18									22	16
X2F		SPRING, BRAK EPF32-19-21-16 (92858)		EA	2									22	17
P F	5310-012-0384	WASHER, LOCK: PINION BEARING MTG MS35338-29 (96906)		EA	4	REF	REF	REF	REF	REF	REF	REF	REF	22	18

(1) SMR CODE	(2) FEDERAL STOCK NUMBER	(3) DESCRIPTION USABLE ON CODE REF. NUMBER & MFR CODE	(4) UNIT OF MEAS	(5) QTY INC IN UNIT	(6) 30 DAY DS MAINT ALLOWANCE			(7) 30 DAY DS MAINT ALLOWANCE			(8) 1-YR ALW PER 100 EQUIP CNTGY	(9) DEPOT MAINT ALW PER 100 EQUIP	(10) ILLUS- TRATION	
					(A)	(B)	(C)	(A)	(B)	(C)			(A)	(B)
					1-20	21-50	51-100	1-20	21-50	51-100			FIG. NO.	ITEM NO.
P F	5305-044-4153	SCREW, CAP, HEXAGON, HEAD: PINION BEARING MTG MS90725-109 (96906)	EA	4	*	*	*	*	*	*	1	*	22	19
X2F		PAD, BRAKE EPF32-19-21-15 (92858)	EA	2									22	20
X2F		SHAFT, PINION EPF32-19-21-11 (92852)	EA	2									22	21
X2F		COLLAR ASSEMBLY: PINION BEARING EPF32-19-21-20 (92852)	EA	2									22	22
X2F		SETSCREW: PINION BEARING SHAFT COLLAR 102569 (24617)	EA	2									22	23
X2F		BEARING, PINION EPF32-19-21-14 (92852)	EA	2									22	24
P 0	4730-050-4208	FITTING, LUBRICATION: PINION BEARING MSL5003-1 (96906)	EA	2	REF	REF	REF	REF	REF	REF	REF	REF	22	25
X2F		GEAR, PINION: SIDE PINION BEARING EPF32-19-21-10 (92858)	EA	2									22	26
P F	5310-012-1574	WASHER, LOCK: PINION GEAR MS35338-31 (96906)	EA	2	*	*	*	*	*	*	1	*	22	27
P F	5310-220-6765	NUT, PLAIN, HEXAGON: PINION GEAR MTG MSS5310-19 (08288)	EA	2	*	*	*	*	*	*	1	*	22	28
X20		FITTING, LUBRICATION: FRONT AND REAR BEARING 1612 (12128)	EA	4									22	29
X2F		GEAR, RING EPF32-19-21-9 (92852)	EA	2									22	30
P F	5310-817-0904	NUT, PLAIN, HEXAGON: DISC RETAINING MS35691-508 (96906)	EA	12	*	*	*	*	*	*	1	*	22	31
P F	5310-817-0904	NUT, PLAIN, HEXAGON: RING GEAR MTG MS35691-508 (96906)	EA	20	REF	REF	REF	REF	REF	REF	REF	REF	22	31
X2F		SPROCKET, DISC EPF32-19-21-4 (92852)	EA	2									22	32
X2F		DISC, REAR EPF32-19-21-2 (92852)	EA	2									22	33
X2F		SCREW, CAP, HEXAGON HEAD: RING GEAR MTG EPF32-19-21-46 (92852)	EA	20									22	34
X2F		HUB ASSEMBLY, GOOSENECK EPF32-19-21-8 (92852)	EA	2									22	35
P 0	5310-012-0377	NUT, PLAIN, HEXAGON: REEL ASSEMBLY MTG MS35690-605 (96906)	EA	8	REF	REF	REF	REF	REF	REF	REF	REF	23	1
P 0	5310-543-2705	WASHER, LOCK: REEL ASSEMBLY MTG	EA	8	REF	REF	REF	REF	REF	REF	REF	REF	23	2
P 0	5305-269-3216	SCREW, CAP, HEXAGON HEAD: REEL ASSEMBLY MTG MS35291-66 (96906)	EA	8	*	*	*	*	*	*	1	*	23	3
M O		NIPPLE, PIPE: HOSE REEL MANUFACTURE FROM:	EA	2									23	4

(1) SMR CODE	(2) FEDERAL STOCK NUMBER	(3) DESCRIPTION USABLE ON CODE REF. NUMBER & MFR CODE	(4) UNIT OF MEAS	(5) QTY INC IN UNIT	(6) 30 DAY DS MAINT ALLOWANCE			(7) 30 DAY DS MAINT ALLOWANCE			(8) 1-YR ALW PER 100 EQUIP CNTGY	(9) DEPOT MAINT ALW PER 100 EQUIP	(10) ILLUS- TRATION	
					(A)	(B)	(C)	(A)	(B)	(C)			(A)	(B)
					1-20	21-50	51-100	1-20	21-50	51-100			FIG. NO.	ITEM NO.
P 0	4730-189-2636	PIPE, WROUGHT IRON, 7 IN. REQUIRED FOR EACH NIPPLE FSN 4710-278-5405	EA	2	*	*	*	*	*	*	1	*	23	5
M O		UNION, PIPE: HOSE REEL, 1 IN. NPT	EA	2									23	6
P 0	5310-817-0904	NIPPLE, PIPE: HOSE REEL MANUFACTURE FROM: PIPE. WROUGHT IRON, 1 5/8 IN. REQUIRED FOR EACH NIPPLE FSN 4710-278-5405	EA	4	REF	REF	REF	REF	REF	REF	REF	REF	23	7
P 0	5310-809-4058	NUT. PLAIN, HEXAGON: MOTOR MTG MS35961-508 (96906)	EA	4	REF	REF	REF	REF	REF	REF	REF	REF	23	8
P 0	5305-225-3843	WASHER, FLAT: MOTOR MTG MS27183-10 (96906)	EA	4	*	*	*	*	*	*	1	*	23	9
P 0	5310-017-8532	SCREW, CAP, HEXAGON HEAD: MOTOR MTG MS90728-8 (96906)	EA	4	*	*	*	*	*	*	1	*	23	10
X20		WASHER, LOCK: MOTOR MTG CHAIN ASSEMBLY: NO. 35, 43 1/2 IN. LG EPF32-19-21-47 (92858)	EA	2									23	11
X20		SPROCKET ASSEMBLY: MOTOR TO CHAIN EPF32-19-21-40 (92858)	EA	2									23	12
P 0	5305-285-4608	SETScrew: MOTOR SPROCKET	EA	2	*	*	*	*	*	*	1	*	23	13
P 0	5315-616-5514	KEY, WOODRUFF: MOTOR SHAFT TO SPROCKET	EA	2	*	*	*	*	*	*	1	*	23	14
X20		MOTOR, HOSE REEL: LH 10572-20A29LT (92858)	EA	1									23	15
X20		MOTOR, HOSE REEL: RH EPF32192739CW (92858)	EA	1									23	15
X20		BOLT, THRU: GROUND STRAP MTG 3/8-16 THD SIZE, 5 IN. LG 115253 (24617)	EA	1									23	16
P 0	5310-012-0214	WASHER, LOCK: GROUND STRAP MTG	EA	4	REF	REF	REF	REF	REF	REF	REF	REF	23	17
X20		LEAD, ELECTRICAL: HOSE REEL MOTOR, 1 IN. W, 10 IN. LG, BRAIDED 18-00574 163734)	EA	2									23	18
P 0	5310-655-9582	NUT, PLAIN, HEXAGON: RELAY MTG	EA	4	*	*	*	*	*	*	1	*	23	19
P 0	5305-010-0001	SCREW, CAP. HEXAGON HEAD: RELAY MTG	EA	4	*	*	*	*	*	*	1	*	23	20
P 0	5310-198-3637	WASHER, FLAT: RELAY MTG	EA	4	*	*	*	*	*	*	1	*	23	21
X20		RELAY, SOLENOID: HOSE REEL MOTOR. 24 V SAS4406M (19728)	EA	2									23	22

(1) SMR CODE	(2) FEDERAL STOCK NUMBER	(3) DESCRIPTION USABLE ON CODE REF. NUMBER & MFR CODE	(4) UNIT OF MEAS	(5) QTY INC IN UNIT	(6) 30 DAY DS MAINT ALLOWANCE			(7) 30 DAY DS MAINT ALLOWANCE			(8) 1-YR ALW PER 100 EQUIP CNTGY	(9) DEPOT MAINT ALW PER 100 EQUIP	(10) ILLUS- TRATION	
					(A)	(B)	(C)	(A)	(B)	(C)			(A)	(B)
					1-20	21-50	51-100	1-20	21-50	51-100			FIG. NO.	ITEM NO.
X20		REEL ASSEMBLY: HOSE. RH (COMPONENTS SAFE AS REEL ASSEMBLY, PART NO. (92858) EPF32-19-2ZLH) EPF32-19-21RH (92858)	EA	1									23	23
X20		REEL ASSEMBLY: HOSE, LH (SEE FIGURE 22 FOR BREAKDOWN) EPF32-19-21LH (92858)	EA	1									23	
X2F		FRAME, FRONT CHANNEL EPF32-19-21-21 (92852)	EA	2									24	1
X2F		FOOT, BACK EPF32-19-21-23 (92858)	EA	2									24	2
X2F		FRAME, REAR CHANNEL EPF32-19-21-22 (92852)	EA	2									24	3
P F	5305-269-3211	SCREW, CAP, HEXAGON HEAD: FOOT MTG MS90725-60 (96906)	EA	16	REF	REF	REF	REF	REF	REF	REF	REF	24	4
X2F	5306-754-4363	BOLT: HOSE REEL FRAME, 3/8-16 THD SIZE, 18 IN. LG	EA	4									24	5
P K	5310-012-0377	NUT, PLAIN, HEXAGON: HOSE REEL FRAME STUD	EA	8	REF	REF	REF	REF	REF	REF	REF	REF	24	6
M F		SPACER, PIPE: HOSE REEL FRAME STUD MANUFACTURE FROM: PIPE, STEEL, 17 IN. REQUIRED FOR EACH SPACER FSN 4710-162-1018	EA	4									24	7
X2F		FOOT, FRONT EPF32-19-21-24 (92858)	EA	2									24	8
M 0		CABLE, SPECIAL PURPOSE MANUFACTURE FROM: LEAD, ELECTRICAL NO. 6 AWG, 3 FT 11 IN. REQUIRED FSN 6145-284-0329	EA	1										
P 0	5340-193-3638	TERMINAL, LUG, 2 EA E73 (59730) FSN 5940-688-6010	EA	10	REF	REF	REF	REF	REF	REF	REF	REF		
X20		CLAMP: WIRING HARNESS L6 (72629)	EA	24										
X20		CLIP: WIRING HARNESS 9901078 (63734)	EA	25										
M F		CLIP: WIRING HARNESS 63402 (31007) WIRING HARNESS: FRONT CHASSIS WIRING HARNESS MANUFACTURE FROM: TUBE, FLEXIBLE, NONMETALLIC ELECTRICAL* 5 FT I IN. REQUIRED FSN 5975-335-2587	EA	1										
		TUBE, FLEXIBLE, NONMETALLIC ELECTRICAL, 3 FT 4 IN. REQUIRED FSN 5975-335-2586												

(1) SMR CODE	(2) FEDERAL STOCK NUMBER	(3) DESCRIPTION USABLE ON CODE REF. NUMBER & MFR CODE	(4) UNIT OF MEAS	(5) QTY INC IN UNIT	(6) 30 DAY DS MAINT ALLOWANCE			(7) 30 DAY DS MAINT ALLOWANCE			(8) 1-YR ALW PER 100 EQUIP CNTGY	(9) DEPOT MAINT ALW PER 100 EQUIP	(10) ILLUS- TRATION	
					(A)	(B)	(C)	(A)	(B)	(C)			(A)	(B)
					1-20	21-50	51-100	1-20	21-50	51-100			FIG. NO.	ITEM NO.
M F		TUBE, FLEXIBLE, NONMETALLIC ELECTRICAL, 12 FT 7 IN. REQUIRED FSN 5975-132-9471 TERMINAL, LUG: FRONT CHASSIS WIRING HARNESS, 11 EA 51322 (81263) FSN 5940-050-7055 WIRE, ELECTRICAL: FRONT CHASSIS WIRING HARNESS, 7 FT. REQUIRED FSN 6145-660-8933 WIRING HARNESS: HOSE REEL MANUFACTURE FROM: TUBE, FLEXIBLE, NONMETALLIC ELECTRICAL, 3 FT 6 IN. REQUIRED 9903642-42 (63734) FSN 5975-284-7864 TERMINAL, LUG: HOSE REEL WIRING HARNESS, 2 EA 15-040 (78263) TERMINAL, LUG: HOSE REEL WIRING HARNESS, 6 EA 70-030 178263) WIRE, ELECTRICAL: HOSE REEL WIRING HARNESS, 9 FT REQUIRED FSN 6145-660-8933 WIRING HARNESS: REAR CHASSIS MANUFACTURE FROM: TUBE, FLEXIBLE, NONMETALLIC ELECTRICAL, 7 FT 4 IN. REQUIRED FSN 5975-335-2587 TUBE, FLEXIBLE, NONMETALLIC ELECTRICAL, 27 IN. REQUIRED FSN 5975-132-6694 TUBE, FLEXIBLE, NONMETALLIC ELECTRICAL, 11 FT 2 IN. REQUIRED FSN 5975-335-2586 TERMINAL, LUG: REAR CHASSIS WIRING HARNESS, 13 EA 51322 (81263) FSN 5940-050-7055 WIRE, ELECTRICAL: REAR CHASSIS WIRING HARNESS, 101 FT REQUIRED FSN 6145-660-8933	EA	2										
M F		TUBE, FLEXIBLE, NONMETALLIC ELECTRICAL, 3 FT 6 IN. REQUIRED 9903642-42 (63734) FSN 5975-284-7864 TERMINAL, LUG: HOSE REEL WIRING HARNESS, 2 EA 15-040 (78263) TERMINAL, LUG: HOSE REEL WIRING HARNESS, 6 EA 70-030 178263) WIRE, ELECTRICAL: HOSE REEL WIRING HARNESS, 9 FT REQUIRED FSN 6145-660-8933 WIRING HARNESS: REAR CHASSIS MANUFACTURE FROM: TUBE, FLEXIBLE, NONMETALLIC ELECTRICAL, 7 FT 4 IN. REQUIRED FSN 5975-335-2587 TUBE, FLEXIBLE, NONMETALLIC ELECTRICAL, 27 IN. REQUIRED FSN 5975-132-6694 TUBE, FLEXIBLE, NONMETALLIC ELECTRICAL, 11 FT 2 IN. REQUIRED FSN 5975-335-2586 TERMINAL, LUG: REAR CHASSIS WIRING HARNESS, 13 EA 51322 (81263) FSN 5940-050-7055 WIRE, ELECTRICAL: REAR CHASSIS WIRING HARNESS, 101 FT REQUIRED FSN 6145-660-8933	EA	1										

(1) SMR CODE	(2) FEDERAL STOCK NUMBER	(3) DESCRIPTION USABLE ON CODE REF. NUMBER & MFR CODE	(4) UNIT OF MEAS	(5) QTY INC IN UNIT	(6) 30 DAY DS MAINT ALLOWANCE			(7) 30 DAY DS MAINT ALLOWANCE			(8) 1-YR ALW PER 100 EQUIP CNTGY	(9) DEPOT MAINT ALW PER 100 EQUIP	(10) ILLUS- TRATION	
					(A)	(B)	(C)	(A)	(B)	(C)			(A)	(B)
					1-20	21-50	51-100	1-20	21-50	51-100			FIG. NO.	ITEM NO.
X20		GROUP 08-AIR RECEIVER MOUNTING	EA	1									25	
X20		BRACKET ASSEMBLY: AIR RECEIVER TANK 10572-74A (63734)	EA	1									25	1
X20		BRACKET: MOUNTING ASSEMBLY, LH 10572-74-1 (63734)	EA	4									25	2
X20		U BOLT: MOUNTING ASSEMBLY 10572-74-3 (63734)	EA	1									25	3
P 0	5305-337-2576	BRACKET: MOUNTING ASSEMBLY, RH 10572-74-2 (63734)	EA	6	*	*	*	*	*	*	1	*	25	4
P 0	5310-999-7643	SCREW, CAP, HEXAGON HEAD: BRACKET MTG MS35291-5 (96906)	EA	6	*	*	*	*	*	*	1	*	25	5
P 0	5310-550-0777	WASHER, LOCK: BRACKET MTG MS122034 (96906)	EA	6	REF	REF	REF	REF	REF	REF	REF	REF	25	6
P 0	5310-261-7340	NUT, PLAIN, HEXAGON: BRACKET MTG MS35690-402 (96906)	EA	8	REF	REF	REF	REF	REF	REF	REF	REF	25	7
MS35338-8	5310-012-0377	WASHER, LOCK: U BOLT	EA	8	REF	REF	REF	REF	REF	REF	REF	REF	25	8
P 0	5930-655-1516	NUT, PLAIN, HEXAGON: U BOLT MS35690-605 (969061)	EA	2	*	1	1	*	1	1	15	15	26	1
P 0	5925-283-6522	GROUP 09-INSTRUMENT PANEL SWITCH, TOGGLE: CONTROL PANEL MS35058-24 (96906)	EA	2	*	*	*	*	*	*	3	5	26	2
P 0	5305-014-5385	CIRCUIT BREAKER CDA15 (82647)	EA	4	*	*	*	*	*	*	1	*	26	3
X20		SCREW, DRIVE: CIRCUIT BREAKER MTG	EA	1									26	4
P 0	5920-014-7684	BOARD, TERMINAL: TURN SIGNAL FLASHER 4698 (13445)	EA	1	*	1	2	*	1	2	20	5	26	5
P 0	5305-145-6794	FUSE: TURN SIGNAL FLASHER SFE9 (71400)	EA	4	*	*	*	*	*	*	1	*	27	1
P 0	5310-582-5965	SCREW, MACHINE: COVER ASSEMBLY MTG AN520-416-24 (88044)	EA	4	REF	REF	REF	REF	REF	REF	REF	REF	27	2
X20		WASHER, LOCK: COVER ASSEMBLY MTG MS35338-44 (96906)	EA	1									27	3
M O		COVER ASSEMBLY 42-04404 (63734)	EA	6									27	4
		GASKET: COVER ASSEMBLY MANUFACTURE FROM: RUBBER SHEET, 36 IN. BY 6 FT BHR5100 (06276)												

(1) SMR CODE	(2) FEDERAL STOCK NUMBER	(3) DESCRIPTION USABLE ON CODE REF. NUMBER & MFR CODE	(4) UNIT OF MEAS	(5) QTY INC IN UNIT	(6) 30 DAY DS MAINT ALLOWANCE			(7) 30 DAY DS MAINT ALLOWANCE			(8) 1-YR ALW PER 100 EQUIP CNTGY	(9) DEPOT MAINT ALW PER 100 EQUIP	(10) ILLUS- TRATION	
					(A)	(B)	(C)	(A)	(B)	(C)			(A)	(B)
					1-20	21-50	51-100	1-20	21-50	51-100			FIG. NO.	ITEM NO.
X20		GLASS, COVER 42-04408 (63734)	EA	1									27	5
X20		REFLECTOR 42-04409 (63734)	EA	1									27	6
P 0	6685-913-6872	GAGE, VACUUM PRESSURE 22-00624 (63734)	EA	1	*	*	*	*	*	*	3	2	27	7
P 0	6685-913-6873	GAGE, PRESSURE INDICATOR DFMO-400TYPE 1 (38508)	EA	1	*	*	*	*	*	*	3	2	27	8
P 0	6680-833-6128	TACHOMETER 569H (57733)	EA	1	*	*	*	*	*	*	3	3	27	9
P 0	6210-079-1905	INDICATOR, TEMPERATURE: INSTRUMENT HOUSING LHSO (31349)	EA	2	*	*	1	*	*	1	6	7	27	10
P 0	6210-087-7909	LENS, RED, INDICATOR LC14RN (81349)	EA	2	*	*	1	*	*	1	5	5	27	10
P 0	6240-155-8714	LAMP INCANDESCENT MS25231-313 (96906)	EA	4	*	*	1	*	*	1	10	10	27	11
		TUBE, COPPER: VACUUM GAGE MANUFACTURE FROM: NUT, TUBE, 2 EA FSN 4730-011-4627	EA	1									27	12
		TUBE, COPPER, 9 1/2 IN. REQUIRED FSN 4710-277-5525	EA	1									27	13
M 0		TUBE, COPPER: PRESSURE INDICATOR GAGE MANUFACTURE FROM: NUT, TUBE, FLARE, 2 EA FSN 4730-011-4627	EA	1									27	13
		TUBE, COPPER, 3 FT, 6 IN. REQUIRED FSN 4710-277-5525	EA	1									27	13
P 0	4730-287-1766	ELBOW, PIPE TO TUBE: PRESSURE GAGE	EA	1	*	*	*	*	*	*	1	*	27	14
P 0	4720-277-8266	ELBOW, PIPE TO TUBE: PRESSURE GAGES 1/8 IN. NPT, 1/4 IN. TUBE	EA	2	*	*	*	*	*	*	1	*	27	14
X20		REDUCER, PIPE: PRESSURE GAGES 119923 (24617)	EA	2									27	15
X20		PLATE, MOUNTING 42-04407 (63734)	EA	1									27	16
P 0		SHAFT ASSEMBLY, FLEXIBLE: TACHOMETER 446159-55 (57733)	EA	1	*	*	*	*	*	*	3	3	27	17
X1		CASING ASSEMBLY G421837-55 (57733)	EA	1									27	17
X1		CORE ASSEMBLY G408456-55 (57733)	EA	1									27	17
P 0	4730-202-9539	SLEEVE: TACHOMETER 78744 (57733)	EA	1	*	*	*	*	*	*	3	2	27	18
P 0	2520-319-0914	GEAR, DRIVEN: TACHOMETER 448337 (57733)	EA	1	*	*	*	*	*	*	3	3	27	19

(1) SMR CODE	(2) FEDERAL STOCK NUMBER	(3) DESCRIPTION USABLE ON CODE REF. NUMBER & MFR CODE	(4) UNIT OF MEAS	(5) QTY INC IN UNIT	(6) 30 DAY DS MAINT ALLOWANCE			(7) 30 DAY DS MAINT ALLOWANCE			(8) 1-YR ALW PER 100 EQUIP CNTGY	(9) DEPOT MAINT ALW PER 100 EQUIP	(10) ILLUS- TRATION	
					(A)	(B)	(C)	(A)	(B)	(C)			(A)	(B)
					1-20	21-50	51-100	1-20	21-50	51-100			FIG. NO.	ITEM NO.
X20		SOCKET, LAMP 1620078 (63734)	EA	2									27	20
P 0	5940-548-8201	CONNECTOR: WIRING 2209 (81263)	EA	8	*	*	*	*	*	*	1	*	27	21
P 0	5935-283-2054	CONNECTOR: WIRING 2321 (81263)	EA	25	*	*	*	*	*	*	1	*	27	22
M 0		LEAD: INDICATOR LIGHT MANUFACTURE FROM: WIRE, ELECTRICAL, 13 IN. REQUIRED FSN 6145-845-1861	EA	1									27	23
X20		HOUSING ASSEMBLY, INSTRUMENT 42-04402 (63734)	EA	1									27	24
P 0	9320-920-3336	GASKET: COVER ASSEMBLY 99-05261-4-3-4 (63734)	EA	6	*	*	*	*	*	*	4	5	27	25
X20		HOUSING: INSTRUMENT 42-04403 (63734)	EA	1										
P 0	5310-012-0622	NUT, PLAIN, HEXAGON: HOUSING MTG MS35649-82 (96906)	EA	2	REF	REF	REF	REF	REF	REF	REF	REF	27	26
P 0	5310-045-3299	WASHER. LOCKS HOUSING MTG MS35338-42 (96906)	EA	2	*	*	*	*	*	*	1	*	27	27
P 0	5305-282-4808	SCREW, MACHINE: HOUSING MTG AN507-832-6 188044)	EA	2	*	*	*	*	*	*	1	*	27	28
M 0		GROUP 10-HEAT EXCHANGER TUBE: HEAT EXCHANGER INLET MANUFACTURE FROM: TUBE, COPPER. 10 FT 6 IN. REQUIRED FSN 4710-277-5529	EA	1									28	1
M 0		TUBE: HEAT EXCHANGER OUTLET MANUFACTURE FROM: TUBE, COPPER, 10 FT 6 IN. REQUIRED FSN 4710-277-5529	EA	1									28	2
P 0	5310-012-0377	NUT, PLAIN, HEXAGON: HEAT EXCHANGER CLIP MTG MS35690-605 (96906)	EA	2	REF	REF	REF	REF	REF	REF	REF	REF	28	3
P 0	5310-543-2705	WASHER, LOCK: HEAT EXCHANGER CLIP MTG	EA	2	REF	REF	REF	REF	REF	REF	REF	REF	28	4
P 0	5310-044-6548	WASHER, FLAT: HEAT EXCHANGER CLIP MTG	EA	1	*	*	*	1	*	*	1	*	28	5
X20	CLIP. MOUNTINGS	HEAT EXCHANGER 2108-5-1-2 (71843)	EA	1									28	6
X20	4730-555-3854	CLAMP, HOSE: HEAT EXCHANGER HOSE 112 IN. HOSE SIZE	EA	4									28	7

(1) SMR CODE	(2) FEDERAL STOCK NUMBER	(3) DESCRIPTION USABLE ON CODE REF. NUMBER & MFR CODE	(4) UNIT OF MEAS	(5) QTY INC IN UNIT	(6) 30 DAY DS MAINT ALLOWANCE			(7) 30 DAY DS MAINT ALLOWANCE			(8) 1-YR ALW PER 100 EQUIP CNTGY	(9) DEPOT MAINT ALW PER 100 EQUIP	(10) ILLUS- TRATION	
					(A)	(B)	(C)	(A)	(B)	(C)			(A)	(B)
					1-20	21-50	51-100	1-20	21-50	51-100			FIG. NO.	ITEM NO.
M 0		HOSE, RUBBER: HEAT EXCHANGER INLET MANUFACTURE FROM: HOSE, RUBBER, 25 IN. REQUIRED FSN 4720-278-4940	EA	1									28	8
M 0		HOSE, RUBBER: HEAT EXCHANGER OUTLET MANUFACTURE FROM: HOSE, RUBBER, 3 FT REQUIRED FSN 4720-278-4940	EA	1									28	9
P 0	4730-231-3955	ELBOW, PIPE TO TUBE: HEAT EXCHANGER TO TUBES, 3/8 IN. NPT, 1/2 IN. TUBE	EA	2	*	*	*	*	*	*	1	*	28	10
X20		EXCHANGER, HEAT: COOLING 44-00129 (63734)	EA	1									28	11
P 0	5310-827-8485	NUT, PLAIN, HEXAGON: TUBE CLIP MTG MS35691-408 (96906)	EA	1	REF	REF	REF	REF	REF	REF	REF	REF	28	12
P 0	5310-543-2705	WASHER, LOCK: TUBE CLIP MTG, 1/4 IN. SCREW SIZE	EA	1	REF	REF	REF	REF	REF	REF	REF	REF	28	13
P 0	5305-225-3839	SCREW, CAP, HEXAGON HEAD: TUBE CLIP MTG MS35291-8 (96906)	EA	1	REF	REF	REF	REF	REF	REF	REF	REF	28	14
X20		CLIP: HEAT EXCHANGER TUBES 191755 124617)	EA	2									28	15
M 0		TUBE: HEAT EXCHANGER TEE TO PUMP SUCTION MANUFACTURE FROM: TUBE, COPPER, 18 IN. REQUIRED FSN 4710-277-5529	EA	1									28	16
M 0		TUBE: HEAT EXCHANGER TEE TO PUMP DISCHARGE MANUFACTURE FROM: TUBE, COPPER, 3 FT 8 IN. REQUIRED FSN 4710-277-5529	EA	1									28	17
P 0	4730-391-3771	ADAPTER, PIPE TO TUBE: HEAT EXCHANGER TEE 1/4 IN. NPT, 1/4 IN. TUBE SIZE	EA	1	*	*	*	*	*	*	1	*	28	18
P 0	4730-044-4028	BUSHING, PIPE: HEAT EXCHANGER TEE, 1/4 IN. NPT BY 3/8 IN. NPT	EA	2	*	*	*	*	*	*	1	*	28	19
X20	4730-852-1895	ADAPTER, PIPE TO TUBE: TEE TO TUBES 3/8 IN. NPT, 1/2 IN. TUBE SIZE	EA	4									28	20
X20	4730-203-2933	TEE, PIPE: HEAT EXCHANGER TUBING, 3/8 IN. NPT	EA	2									28	21
P 0	4730-658-9564	TEE, PIPE TO TUBE: HEAT EXCHANGER TEE, 1/4 NPT PIPE, 1/4 IN. TUBE	EA	1	*	*	*	*	*	*	1	*	28	22

(1) SMR CODE	(2) FEDERAL STOCK NUMBER	(3) DESCRIPTION USABLE ON CODE REF. NUMBER & MFR CODE	(4) UNIT OF MEAS	(5) QTY INC IN UNIT	(6) 30 DAY DS MAINT ALLOWANCE			(7) 30 DAY DS MAINT ALLOWANCE			(8) 1-YR ALW PER 100 EQUIP CNTGY	(9) DEPOT MAINT ALW PER 100 EQUIP	(10) ILLUS- TRATION	
					(A)	(B)	(C)	(A)	(B)	(C)			(A)	(B)
					1-20	21-50	51-100	1-20	21-50	51-100			FIG. NO.	ITEM NO.
P 0	4730-287-1538	NUT, TUBE, FLARE: HEAT EXCHANGER TUBING 112 IN. TUBE SIZE	EA	8	*	*	*	*	*	*	1	*	28	23
P 0	4730-254-1801	ELBOW, PIPE, STREET: WATER PUMP TO HEAT EXCHANGER TUBE, 45 DEG, 3/8 NPT	EA	1	*	*	*	*	*	*	1	*	28	24
P 0	4730-277-1884	BUSHING, PIPE: HEAT EXCHANGER HOSE ADAPTER TO WATER PUMP, 3/8 NPT BY 3/4 NPT	EA	2	*	*	*	*	*	*	1	*	28	25
P 0	4730-144-1095	ADAPTER, PIPE TO HOSE: HEAT EXCHANGER HOSE TO WATER PUMP	EA	2	*	*	*	*	*	*	1	*	28	26
P 0	4730-202-2838	ELBOW, PIPE TO HOSE: HEAT EXCHANGER TO HOSE 1/2 IN. NPT BY 3/8 IN.	EA	2	*	*	*	*	*	*	1	*	28	27
X20		GROUP 11-TANKS AND PIPING ANGLE, MOUNTING: FUEL TANK STRAP 19-00979 (63734)	EA	1									29	1
P 0	5305-012-1926	SCREW, CAP, HEXAGON HEAD: FUEL TANK STRAP BRACKET MTG MS35291-12 (96906)	EA	2	*	*	*	*	*	*	1	*	29	2
P 0	5310-543-2705	WASHER, LOCK: FUEL TANK STRAP BRACKET MTG	EA	2	REF	REF	REF	REF	REF	REF	REF	REF	29	3
P 0	5310-619-3555	NUT, PLAIN, HEXAGON: FUEL TANK STRAP BRACKET MTG, 114-20 THD SIZE	EA	2	*	*	*	*	*	*	1	*	29	4
P 0	5310-655-9582	NUT, PLAIN, HEXAGON: PRIMER TANK SUPPORT MTG	EA	2	REF	REF	REF	REF	REF	REF	REF	REF	30	1
P 0	5310-010-3319	WASHER, LOCK: PRIMER TANK SUPPORT MTG	EA	2	REF	REF	REF	REF	REF	REF	REF	REF	30	2
P 0	5305-010-0001	SCREW, CAP, HEXAGON HEAD: PRIMER TANK SUPPORT MTG	EA	2	REF	REF	REF	REF	REF	REF	REF	REF	30	3
X20		SUPPORT, PRIMER TANK	EA	1									30	4
X20		TANK ASSEMBLY, PRIMING VH3108H (26840)	EA	1									30	5
P 0	5310-889-2615	NUT, PLAIN, SQUARE: PRIMER TANK STRAP MTG	EA	2	*	*	*	*	*	*	1	*	30	6
P 0	5305-290-2416	SCREW, MACHINE: PRIMER TANK STRAP MTG	EA	2	*	*	*	*	*	*	1	*	30	7
		STRAP: PRIMING TANK VH350D (26840)	EA	2									30	8
X20		CAP: PRIMING TANK VH423 (26840)	EA	1									31	9

(1) SMR CODE	(2) FEDERAL STOCK NUMBER	(3) DESCRIPTION USABLE ON CODE REF. NUMBER & MFR CODE	(4) UNIT OF MEAS	(5) QTY INC IN UNIT	(6) 30 DAY DS MAINT ALLOWANCE			(7) 30 DAY DS MAINT ALLOWANCE			(8) 1-YR ALW PER 100 EQUIP CNTGY	(9) DEPOT MAINT ALW PER 100 EQUIP	(10) ILLUS- TRATION	
					(A)	(B)	(C)	(A)	(B)	(C)			(A)	(B)
					1-20	21-50	51-100	1-20	21-50	51-100			FIG. NO.	ITEM NO.
P 0	5310-012-0376	NUT, PLAIN, HEXAGON MS35690-505 (96906)	EA	2	REF	REF	REF	REF	REF	REF	REF			
X20		ELBOW, PIPE TO TUBE: PRIMING TANK 432188 (21540)	EA	1								30	10	
M 0		TUBE ASSEMBLY: PRIMING TANK MANUFACTURE FROM: NUT, TUBE COUPLING, 2 EA 61F5-16 (30327) SLEEVE, COMPRESSION, 2 EA 60F5-16 (30327) FSN 4730-278-8764	EA	1								30	11	
X20		UNION: PRIMER TANK LINE 62F5-16 (30327)	EA	1								30	12	
M 0		TUBE ASSEMBLY: PRIMING TANK TO PRIMING DUMP MANUFACTURE FROM: NUT, TUBE COUPLING, 2 EA 61F5-16 (30327) SLEEVE, COMPRESSION, 2 EA 60F5-16 (30327) FSN 4730-278-8764	EA	1								30	13	
M 0		TUBE, COPPER, 6 FT REQUIRED FSN 4710-217-5526 NIPPLE, PIPE: PROPORTIONER MANUFACTURE FROM: PIPE, WROUGHT IRON, 30 IN./ REQUIRED FSN 4710-162-0990	EA	1								31	1	
M 0		NIPPLE, PIPE: PROPORTIONER PIPING MANUFACTURE FROM: PIPE* WROUGHT IRON, 19-1/2 IN. REQUIRED FSN 4710-162-0990	EA	1								31	2	
P F	4210-993-4181	VALVE, BALL: PROPORTIONER, 1 IN. PIPING V2159 (51378)	EA	1	*	*	*	*	*	*	1	*	31	3
M 0		NIPPLE, PIPE: PROPORTIONER TO BALL VALVE MANUFACTURE FROM: PIPE, WROUGHT IRON, 13-1/4 IN. REQUIRED FSN 4710-162-0990	EA	1								31	4	
X20	4730-246-9219	ELBOW, PIPE, STREET: METERING VALVE, 1 IN. NPT, 90 DEG	EA	1								31	5	
P 0	4210-586-0883	VALVE, METERING S4523 (51378)	EA	1	*	*	*	*	*	*	1	*	31	6
P 0	4730-489-4854	COUPLING: FOAM PROPORTIONER PIPING 13010 (79154)	EA	2	*	*	*	*	*	*	1	*	31	7

(1) SMR CODE	(2) FEDERAL STOCK NUMBER	(3) DESCRIPTION USABLE ON CODE REF. NUMBER & MFR CODE	(4) UNIT OF MEAS	(5) QTY INC IN UNIT	(6) 30 DAY DS MAINT ALLOWANCE			(7) 30 DAY DS MAINT ALLOWANCE			(8) 1-YR ALW PER 100 EQUIP CNTGY	(9) DEPOT MAINT ALW PER 100 EQUIP	(10) ILLUS- TRATION	
					(A)	(B)	(C)	(A)	(B)	(C)			(A)	(B)
					1-20	21-50	51-100	1-20	21-50	51-100			FIG. NO.	ITEM NO.
P 0	5310-199-6539	NUT, SELF-LOCKING.: VALVE OPERATOR ROD MTG MS35649-104 (96906)	EA	1	*		*	*	*	1	*	31	8	
P 0	5310-209-0709	WASHER, FLAT: VALVE OPERATOR ROD MTG MS15795-211 (96906)	EA	1	*	*	*	*	*	1	*	31	9	
P 0	5305-850-0265	SCREW, CAP, HEXAGON HEAD: VALVE OPERATOR ROD MTG MS16638-4 (96906)	EA	1	*	*	*	*	*	1	*	31	10	
X20		ROD, VALVE, OPERATOR: BALL VALVE 10572-8-4 (63734)	EA	1								31	11	
X20		FOAM TANK ASSEMBLY 10572-12A (63734)	EA	1								32		
P 0	5310-584-5007	NUT, PLAIN, HEXAGON: FOAM TANK MTG	EA	2	*	*	*	*	*	1	*	32	1	
P 0	5310-261-7340	WASHER, LOCK: FOAM TANK MTG	EA	2	REF	REF	REF	REF	REF	REF	REF	32	2	
P 0	5305-619-4718	SCREW, CAP, HEXAGON HEAD: FOAM TANK MTG	EA	2	*	*	*	*	*	1	*	32	3	
X20		CLAMP, HOSE MS35842-1 (96906)	EA	2								32	4	
P 0	4720-278-4915	HOSE, RUBBER: TANK COVER TO OVERFLOW TUBE	EA	1	*	*	*	*	*	1	*	32	5	
X20		SCREW, MACHINE: STRAINER RETAINING MS35234-26 (96906)	EA	4								32	6	
X20		STRAINER 10572-14-4 (63734)	EA	1								32	7	
P 0	5310-011-1041	WASHER, LOCK: STRAINER RETAINING MS35338-79 (96906)	EA	4	*	*	*	*	*	1	*	32	8	
X20		TANK, SUB ASSEMBLY 10572-13A (63734)	EA	1								32	9	
P 0	5306-819-7020	SCREW, CAP, HEXAGON HEAD: COVER MTG MS51099-33 (96906)	EA	26	*	*	*	*	*	1	*	32	10	
P 0	5310-042-6759	WASHER, LOCK: COVER MTG MS35338-83 (96906)	EA	26	*	*	*	*	*	1	*	32	11	
X20		COVER. TANK 10572-138 (63734)	EA	1								32	12	
M O		GASKET: COVER MTG MANUFACTURE FROM: RUBBER SHEET, 36 IN. BY 6 FT REQUIRED PRHS10 (06276)	EA	1								32	13	
M 0		TUBE, COPPER: FOAM TANK OVERFLOW MANUFACTURE FROM: TUBE, COPPER, 3 FT, 9 IN. REQUIRED FSN 4710-277-7748	EA	1								32	14	

(1) SMR CODE	(2) FEDERAL STOCK NUMBER	(3) DESCRIPTION REF. NUMBER & MFR CODE	(4) USABLE ON CODE	(5) UNIT OF MEAS	(6) QTY INC IN UNIT	(6) 30 DAY DS MAINT ALLOWANCE			(7) 30 DAY DS MAINT ALLOWANCE			(8) 1-YR ALW PER 100 EQUIP CNTGY	(9) DEPOT MAINT ALW PER 100 EQUIP	(10) ILLUS- TRATION	
						(A)	(B)	(C)	(A)	(B)	(C)			(A)	(B)
						1-20	21-50	51-100	1-20	21-50	51-100			FIG. NO.	ITEM NO.
P 0	4820-272-3347	COCK, DRAIN: FOAM TANK DRAIN COCK 44E (30327)	EA	1	*	*	*	*	*	*	3	2	32	15	
P 0	4730-231-5653	REDUCER, PIPE: FOAM TANK DRAIN COCK	EA	1	*	*	*	*	*	*	1	*	32	16	
M 0		NIPPLE, PIPE: FOAM LINE MANUFACTURE FROM: PIPE, WROUGHT IRON, 15-1/2 IN. REQUIRED FSN 4710-162-0990	EA	1									32	17	
X20	4730-257-2121	TEE, PIPE: FOAM TANK OUTLET	EA	1									32	18	
M 0		NIPPLE, PIPE: EDUCTOR TO FOAM TANK MANUFACTURE FROM: PIPE, WROUGHT IRON, 12 IN. REQUIRED FSN 4710-278-5405	EA	1									33	1	
P 0	4730-640-0596	ELBOW, PIPE: EDUCTOR TO FOAM TANK	EA	2	*	*	*	*	*	*	1	*	33	2	
M 0		NIPPLE, PIPE: EDUCTOR TO FOAM TANK MANUFACTURE FROM: PIPE, WROUGHT IRON, 9-3/4 IN. REQUIRED FSN 4710-278-5405	EA	1									33	3	
M 0		NIPPLE, PIPE: EDUCTOR TO FOAM TANK, 1 IN. NPT, 12-3/4 IN. LG MANUFACTURE FROM: PIPE, WROUGHT IRON, 12-3/4 IN. REQUIRED FSN 4710-278-5405	EA	1									33	4	
P 0	4820-546-0724	VALVE, CHECK: EDUCTOR V118 (51378)	EA	1	*	*	*	*	*	*	1	*	33	5	
X20		EDUCTOR S3771 (51378)	EA	1									33	6	
M 0		NIPPLE, PIPE: EDUCTOR TO HOSE REEL MANUFACTURE FROM: PIPE. STEEL GALVANIZED, 4-1/2 IN. REQUIRED FSN 4710-278-5404	EA	1									33	7	
X20	4730-670-6670	ELBOW, PIPE: EDUCTOR TO HOSE REEL, 3/4 IN. NPT, 90 DEG	EA	1									33	8	
X20	4730-289-6402	COUPLING, PIPE: EDUCTOR TO PUMP, 1-1/2 IN. NPT	EA	1									33	9	
X20		NIPPLE, PIPE, CLOSE: EDUCTOR TO PUMP, 1-1/2 IN. NPT	EA	1									33	10	
X20	4730-277-2155	BUSHING, PIPE: EDUCTOR TO PUMP, 1-1/2 IN. TO 2 IN.	EA	1									33	11	
P 0	4730-428-1355	TEE, PIPE: EDUCTOR TO PUMP, 2 IN. NPT	EA	1	*	*	*	*	*	*	1	*	33	12	

(1) SMR CODE	(2) FEDERAL STOCK NUMBER	(3) DESCRIPTION REF. NUMBER & MFR CODE	USABLE ON CODE	(4) UNIT OF MEAS	(5) QTY INC IN UNIT	(6) 30 DAY DS MAINT ALLOWANCE			(7) 30 DAY DS MAINT ALLOWANCE			(8) 1-YR ALW PER 100 EQUIP CNTGY	(9) DEPOT MAINT ALW PER 100 EQUIP	(10) ILLUS- TRATION	
						(A)	(B)	(C)	(A)	(B)	(C)			(A)	(B)
						1-20	21-50	51-100	1-20	21-50	51-100			FIG. NO.	ITEM NO.
X20	4730-278-4209	ELBOW, PIPE, STREET: EDUCTOR AND PUMP TO PIPING, 2 IN. NPT, 90 DEG		EA	1									33	13
M O		NIPPLE, PIPE: PIPING MANUFACTURE FROM: PIPE, STEEL GALVANIZED, 10 IN. REQUIRED FSN 4710-278-5404		EA	1									33	14
X20		COUPLING: PIPING 13020 (79154)		EA	1									33	15
P O	4730-277-8899	NIPPLE, PIPE: PUMP ADAPTER, 2 IN. NPT, 3 IN. LG		EA	1	*	*	*	*	*	*	1	*	33	16
X20	4730-202-6672	BUSHING, PIPE:HOSE REEL PIPING, 1 IN. BY 1-1/2 IN.		EA	2									34	1
X20	4730-277-5551	ELBOW, PIPE: HOSE REEL PIPING, 1-1/2 NPT, 45 DEG		EA	2									34	2
M O		NIPPLE, PIPE: HOSE REEL PIPING MANUFACTURE FROM: PIPE, STEEL GALVANIZED, AS REQUIRED FSN 4710-278-5406		EA	2									34	3
P O	5310-199-6539	NUT, SELF-LOCKING:VALVE OPERATOR ROD MTG MS35649-104 196906)		EA	3	REF	REF	REF	REF	REF	REF	REF	REF	34	4
P O	5310-209-0709	WASHER, FLAT: VALVE OPERATOR ROD MTG MS15795-211 (969061		EA	3	REF	REF	REF	REF	REF	REF	REF	REF	34	5
P O	5305-850-0265	SCREW, CAP, HEXAGON HEAD: VALVE OPERATOR ROD MTG MS16638-4 1969061		EA	3	REF	REF	REF	REF	REF	REF	REF	REF	34	6
X20		ROD, VALVE, OPERATOR 10572-8-3 1637341)		EA	1									34	7
X20		ROD, VALVE, OPERATOR 10572-8-1 (63734)		EA	1									34	8
X20		ROD, VALVE, OPERATOR 10572-8-2 (63734)		EA	1									34	9
X20	4730-199-2107	ELBOW, PIPE: HOSE REEL PIPING, 1-1/2 IN. NPT 90 DEG		EA	2									34	10
M O		NIPPLE, PIPE:HOSE REEL TO VALVE MANUFACTURE FROM: PIPE, STEEL GALVANIZEDB 27-3/4 IN. REQUIRED FSN 4710-278-5406		EA	1									34	11
X20		VALVE, BALL (SEE FIG 50 FOR BREAKDOWN) 815R (00912)		EA	3									34	12
M O		NIPPLE, PIPE: HOSE REEL PIPING MANUFACTURE FROM: PIPE, STEEL GALVANIZED, 7 IN. REQUIRED FSN 4710-278-5406		EA	1									34	13

(1) SMR CODE	(2) FEDERAL STOCK NUMBER	(3) DESCRIPTION USABLE ON CODE REF. NUMBER & MFR CODE	(4) UNIT OF MEAS	(5) QTY INC IN UNIT	(6) 30 DAY DS MAINT ALLOWANCE			(7) 30 DAY DS MAINT ALLOWANCE			(8) 1-YR ALW PER 100 EQUIP CNTGY	(9) DEPOT MAINT ALW PER 100 EQUIP	(10) ILLUS- TRATION	
					(A)	(B)	(C)	(A)	(B)	(C)			(A)	(B)
					1-20	21-50	51-100	1-20	21-50	51-100			FIG. NO.	ITEM NO.
P 0	4730-489-4853	COUPLING: HOSE REEL PIPING 13007 (79154)	EA	2	*	*	*	*	*	*	1	*	34	14
M O	NIPPLE, PIPE:	HOSE REEL PIPING MANUFACTURE FROM: PIPE, STEEL GALVANIZED, 6 IN. REQUIRED FSN 4710-278-5406	EA	1									34	15
X20		TEE, FOUR WAY: TO PUMP TO TANK, TO HOSE REEL, 1-1/2 IN. NPT	EA	1									34	16
X20	4730-618-8972	BUSHING, PIPE: FOUR WAY TEE TO TANK, 3/4 IN. BY 1-1/2 IN.	EA	1									34	17
M O		NIPPLE, PIPE: FOUR WAY TEE TO TANK MANUFACTURE FROM: PIPE, STEEL GALVANIZED, 2-112 IN. REQUIRED FOR EACH NIPPLE FSN 4710-278-5404	EA	2									34	18
X20		VALVE, BALL: 3/4 IN V1654 (51378)	EA	1									34	19
X20		NIPPLE, PIPE CLOSE: FOUR WAY TEE TO TANK, 3/4 IN. NPT	EA	3									34	20
X20	4730-231-3908	ELBOW, PIPE: FOUR WAY TEE TO TANK, 3/4 IN. NPT, 45 DEG	EA	2									34	21
P 0	4730-279-0334	UNION, PIPE: FOUR WAY TEE TO TANK, 3/4 IN. NPT	EA	1	*	*	*	*	*	*	1	*	34	22
M O		NIPPLE, PIPE: FOUR WAY TEE TO PUMP MANUFACTURE FROM: PIPE, STEEL GALVANIZED, 2-112 IN. REQUIRED FSN 4710-278-5406	EA	2									34	23
M O		NIPPLE, PIPE: HOSE REEL PIPING MANUFACTURE FROM: PIPE, STEEL GALVANIZED, 4 IN. REQUIRED FOR EACH NIPPLE FSN 4710-278-5406	EA	2									34	24
M O		NIPPLE, PIPE: HOSE REEL PIPING MANUFACTURE FROM: PIPE, STEEL GALVANIZED, 4-1/2 IN. REQUIRED FSN 4710-278-5406	EA	1									34	25
M O		NIPPLE, PIPE: WATER PUMP MANUFACTURE FROM: PIPE, STEEL GALVANIZED, 2-1/2 IN. REQUIRED FSN 4710-278-5406	EA	1									35	1
X20	4730--289-2875	TEE, PIPE: PUMP TO WATER TANK, TO EDUCTOR 1-1/2 IN. NPT	EA	1									35	2

(1) SMR CODE	(2) FEDERAL STOCK NUMBER	(3) DESCRIPTION USABLE ON CODE REF. NUMBER & MFR CODE	(4) UNIT OF MEAS	(5) QTY INC IN UNIT	(6) 30 DAY DS MAINT ALLOWANCE			(7) 30 DAY DS MAINT ALLOWANCE			(8) 1-YR ALW PER 100 EQUIP CNTGY	(9) DEPOT MAINT ALW PER 100 EQUIP	(10) ILLUS- TRATION			
					(A)	(B)	(C)	(A)	(B)	(C)			(A)	(B)		
					1-20	21-50	51-100	1-20	21-50	51-100			FIG. NO.	ITEM NO.		
P 0	4730-189-2601	UNION. PIPE: FOUR WAY TEE TO PUMP, 1-1/2 IN. NPT	EA	1	*	*	*	*	*	*	1	*	35	3		
X20	4730-267-8903	ELBOW, PIPE, STREET: PUMP TO WATER TANK, 1-1/2 IN. NPT	EA	1									35	4		
M 0		NIPPLE, PIPE:PUMP TO WATER TANK MANUFACTURE FROM: PIPE, STEEL GALVANIZED, 3 IN. REQUIRED FSN 4710-278-5406	EA	1									35	5		
X20	4730-199-2107	ELBOW, PIPE: PUMP TO WATER TANK, 1-1/2 IN. NPT, 90 DEG	EA	4									35	6		
M 0		NIPPLE, PIPE: PUMP TO WATER TANK MANUFACTURE FROM: PIPE, STEEL GALVANIZED, 5-1/2 IN. REQUIRED FSN 4710-278-5406	EA	2									35	7		
M 0		NIPPLE, PIPE:PUMP TO WATER TANK MANUFACTURE FROM: PIPE, STEEL GALVANIZED, 3-1/2 IN. REQUIRED FSN 4730-196-1499	EA	1									35	8		
M 0		NIPPLE, PIPE: PUMP TO WATER TANK MANUFACTURE FROM: PIPE, STEEL GALVANIZED, 7-1/2 IN. REQUIRED FSN 4710-278-5406	EA	1									35	9		
M 0		NIPPLE, PIPE: PUMP TO WATER TANK MANUFACTURE FROM: PIPE, STEEL, GALVANIZED* IN. REQUIRED FSN 4710-278-5406	EA	1									35	10		
P 0	4730-489-4853	COUPLING:PUMP TO WATER TANK PIPING 13007 (79154)	EA	1	REF	REF	REF	REF	REF	REF	REF	REF	REF	REF	35	11
P 0	5305-850-0265	SCREW, CAP, HEXAGON HEAD: VALVE OPERATOR ROD MTG MS16638-4 (96906)	EA	1	REF	REF	REF	REF	REF	REF	REF	REF	REF	REF	35	12
X20		ROD, VALVE, OPERATOR: PUMP TO WATER TANK VALVE 10572-8-5 (63734)	EA	1									35	13		
P 0	5310-209-0709	WASHER, FLAT: VALVE OPERATOR ROD MTG MS15795-211 (96906)	EA	1	REF	REF	REF	REF	REF	REF	REF	REF	REF	REF	35	14
P 0	5310-199-6539	NUT, SELF-LOCKING: OPERATOR ROD MTG MS35649-104 (96906)	VALVE	EA	1	REF	REF	REF	REF	REF	REF	REF	REF	REF	35	15
X20	4730-278-4209	ELBOW, PIPE, STREET: WATER TANK TO PUMP, 2 IN. NPT, 90 DEG	EA	1									36	1		
P 0	4730-277-8899	NIPPLE, PIPE: WATER TANK TO PUMP, 2 IN. NPT, 3 IN. LG	EA	1	REF	REF	REF	REF	REF	REF	REF	REF	REF	REF	36	2

(1) SMR CODE	(2) FEDERAL STOCK NUMBER	(3) DESCRIPTION USABLE ON CODE REF. NUMBER & MFR CODE	(4) UNIT OF MEAS	(5) QTY INC IN UNIT	(6) 30 DAY DS MAINT ALLOWANCE			(7) 30 DAY DS MAINT ALLOWANCE			(8) 1-YR ALW PER 100 EQUIP CNTGY	(9) DEPOT MAINT ALW PER 100 EQUIP	(10) ILLUS- TRATION		
					(A)	(B)	(C)	(A)	(B)	(C)			(A)	(B)	
					1-20	21-50	51-100	1-20	21-50	51-100			FIG. NO.	ITEM NO.	
P 0	4730-189-2639	UNION, PIPE: WATER TANK TO PUMP, 2 IN. NPT	EA	1	*	*	*	*	*	*	1	*	36	3	
P 0	4730-196-2075	NIPPLE, PIPE: WATER TANK TO PUMP, 2 IN. NPT, 2-1/2 IN. LG	EA	1	*	*	*	*	*	*	1	*	36	4	
X20	4730-199-2108	ELBOW, PIPE: WATER TANK TO PUMP, 2 IN. NPT, 90 DEG	EA	1									36	5	
P 0	4730-050-1945	NIPPLE, PIPE, CLEANER: WATER TANK TO PUMP	EA	1	*	*	*	*	*	*	1	*	36	6	
X20		VALVE, BALL: WATER TANK TO PUMP SUCTION LINE (SEE FIG. 50 BREAKDOWN)	EA	1									36	7	
P 0	5310-199-6539	NUT, SLEF-LOCKING: OPERATOR ROD MTG MS35649-104 (96906)	VALVE EA	1	REF	REF	REF	REF	REF	REF	REF	REF	REF	36	8
P 0	5305-850-0265	SCREW, CAP, HEXAGON HEAD: VALVE OPERATOR ROD MTG MS16638-4 196906}	EA	1	REF	REF	REF	REF	REF	REF	REF	REF	REF	36	9
P 0	5310-209-0709	WASHER, FLAT: VALVE OPERATOR ROD MTG MS15795-211 (96906)	EA	1	REF	REF	REF	REF	REF	REF	REF	REF	REF	36	10
X20		ROD: VALVE, OPERATOR: WATER TANK TO PUMP VALVE 10572-8-6 (63734)	EA	1									36	11	
M O		NIPPLE, PIPE: WATER TANK TO PUMP MANUFACTURE FROM: PIPE, STEEL GALVANIZED, 7 IN. REQUIRED FSN 4710-162-1022	EA	1									36	12	
X20	4730-199-2108	ELBOW, PIPE: WATER TANK TO PUMP, 2 IN. NPT, 90 DEG	EA	1									36	13	
M O		NIPPLE, PIPE: WATER TANK TO PUMP MANUFACTURE FROM: PIPE, STEEL GALVANIZED, 7-1/2 IN. REQUIRED FSN 4710-278-5406	EA	1									36	14	
P 0	4730-424-5871	ADAPTER, PIPE TO TUBE: DRAIN, 1/4 IN. NPT. 1/4 IN. TUBE	EA	1	*	*	*	*	*	*	1	*	36	15	
X20		COUPLING: PIPING, WATER TANK TO PUMP 13020 (79154)	EA	1									36	16	
X2F		TANK ASSEMBLY, WATER 10572-21A (63734)	EA	1									37		
X20		FILLER ASSEMBLY, TANK 10572-25A (63734)	EA	1									37		
P 0	5310-655-6457	NUT, PLAIN, HEXAGON: FILLER ASSEMBLY DOOR MTG MS35690-610 196906)	EA	2	*	*	*	*	*	*	1	*	37	1	
P 0	5310-275-0586	WASHER, LOCK: FILLER ASSEMBLY DOOR MTG MS35338-84 (96906)	EA	2	*	*	*	*	*	*	1	*	37	2	

(1) SMR CODE	(2) FEDERAL STOCK NUMBER	(3) DESCRIPTION USABLE ON CODE REF. NUMBER & MFR CODE	(4) UNIT OF MEAS	(5) QTY INC IN UNIT	(6) 30 DAY DS MAINT ALLOWANCE			(7) 30 DAY DS MAINT ALLOWANCE			(8) 1-YR ALW PER 100 EQUIP CNTGY	(9) DEPOT MAINT ALW PER 100 EQUIP	(10) ILLUS- TRATION	
					(A)	(B)	(C)	(A)	(B)	(C)			(A)	(B)
					1-20	21-50	51-100	1-20	21-50	51-100			FIG. NO.	ITEM NO.
M 0		ROD, HINGE: FILLER ASSEMBLY DOOR MTG MANUFACTURE FROM: STEEL BAR, CARBON, COLD FINISH, 24 IN. REQUIRED FSN 9510-229-4818	EA	1									37	3
X20		DOOR ASSEMBLY, FILLER 10572-26A (63734)	EA	1									37	4
X20		STRAINER ASSEMBLY: FILLER 10572-26A2 (63734)	EA	1									37	5
M 0		GASKET: FILLER DOOR MANUFACTURE FROM: RUBBER SHEET, 36 IN. BY 6 FT REQUIRED FSN 9320-782-1627	EA	1									37	6
P 0	5305-021-3623	SCREW, CAP, HEXAGON HEAD: WATER TANK COVER MTG MS35307-331(496906)	EA	35	*	*	*	*	*	*	1	*	37	7
X20		COVER ASSEMBLY, TANK 10572-30A (63734)	EA	1									37	8
X1		INSULATION 10572-30-4 (63734)	EA	V										
X1		PLATE 10572-30-2 (63734)	EA	1										
X1		SCREW, TAPPING MS24638-34 1969061	EA	64										
X1		SCREW, TAPPING MS24638-36 (96906)	EA	10										
X1		SECTION 10572-30-3 (63734)	EA	3										
X20		PIPE, STEEL: OVERFLOW 10572-21-24 (63734)	EA	1									37	9
P 0	4730-249-3922	ELBOW, PIPE: WATER TANK OVERFLOW 10572-21-23 (63734)	EA	2	*	*	*	*	*	*	1	*	37	10
X20	NIPPLE, PIPE:	WATER TANK OVERFLOW 10572-21-22 (63734)	EA	1									37	11
X20	UNION, PIPE:	WATER TANK OVERFLOW 10572-21-21 (63734)	EA	1									37	12
P 0	4730-277-8898	NIPPLE, PIPE: WATER TANK OVERFLOW, 2 IN. NPT, 3-1/2 IN. LG	EA	1	*	*	*	*	*	*	1	*	37	13
P 0	4730-277-2016	COUPLING, PIPE: WATER TANK OVERFLOW, 2 IN. NPT, 2-1/2 IN. LG	EA	1	*	*	*	*	*	*	1	*	37	14
M 0		GASKET: WATER TANK COVER MANUFACTURE FROM: RUBBER SHEET, 36 IN. BY 6 FT REQUIRED FSN 9320-782-1627	EA	1									37	15

(1) SMR CODE	(2) FEDERAL STOCK NUMBER	(3) DESCRIPTION USABLE ON CODE REF. NUMBER & MFR CODE	(4) UNIT OF MEAS	(5) QTY INC IN UNIT	(6) 30 DAY DS MAINT ALLOWANCE			(7) 30 DAY DS MAINT ALLOWANCE			(8) 1-YR ALW PER 100 EQUIP CNTGY	(9) DEPOT MAINT ALW PER 100 EQUIP	(10) ILLUS- TRATION	
					(A)	(B)	(C)	(A)	(B)	(C)			(A)	(B)
					1-20	21-50	51-100	1-20	21-50	51-100			FIG. NO.	ITEM NO.
X2F		ELBOW, PIPE: HEAT EXCHANGER TO BULKHEAD 9904101-1 (63734)	EA	2									37	16
X2F		FITTING, BULKHEAD: HEAT EXCHANGER 9905222-1 (63734)	EA	2									37	17
X2F		TUBE, COPPER: HEAT EXCHANGER 10572-21-26 (63734)	EA	1									37	18
X2F		PLATE, SPLASH: FRONT 50-05797P1 (63734)	EA	1									37	19
P F		GASKET: TANK BULKHEAD 9905246 (63734)	EA	4	*	1	2	*	1	2	20	19	37	20
X2F		BODY ASSEMBLY, TANK 10572-22A (63734)	EA	1									37	21
X2F		NIPPLE ASSEMBLY: SUCTION 10572-24-5 (63734)	EA	1									37	22
X2F		PLATE, SWIRL 10572-40-3 (63734)	EA	1									37	23
X2F		ELBOW, PIPE: SUCTION 10572-24-15 (63734)	EA	1									37	24
M O		PIPE, STEEL: SUCTION MANUFACTURE FROM: PIPE, STEEL GALVANIZED, 50-3/4 IN. REQUIRED FSN 4710-278-5407	EA	1									37	25
P F	5310-584-7791	NUT, PLAIN, HEXAGON: RETAINER MTG MS35690-410 (96906)	EA	2	*	*	*	*	*	*	1	*	37	26
X2F		WASHER, LOCK: RETAINER MTG MS35339-82 (96906)	EA	2									37	27
X2F		RETAINER, PIPE 10572-24-1 (63734)	EA	2									37	28
P F	5305-021-3615	SCREW, CAP, HEXAGON HEAD: RETAINER NTG MS35307-3 (96906)	EA	2	*	*	*	*	*	*	1	*	37	29
X20		NIPPLE, PIPE: DRAIN 10572-21-31 (63734)	EA	1									37	30
X20		VALVE, GATE: TANK DRAIN 9905224-1-1-2 (865201)	EA	1									37	31
P 0	5315-013-7258	PIN, COTTER: VALVE GATE	EA	2	*	*	*	*	*	*	1	*	37	32
P 0	5310-044-6230	WASHER, FLAT: VALVE GATE	EA	2	*	*	*	*	*	*	1	*	37	33
X20		HANDLE ASSEMBLY, VALVE: TANK DRAIN 10572-40-4 (63734)	EA	1									37	34
X2F		PLATE, SPLASH: REAR 50-05797P2 (63734)	EA	1									37	35
X20		NIPPLE, PIPE: WATER TANK OVERFLOW 10572-21-20 (63734)	EA	1									37	36
X2F		CLAMP: HEAT EXCHANGER TUBE 10572-24-7 (63734)	EA	12									37	37

(1) SMR CODE	(2) FEDERAL STOCK NUMBER	(3) DESCRIPTION USABLE ON CODE REF. NUMBER & MFR CODE	(4) UNIT OF MEAS	(5) QTY INC IN UNIT	(6) 30 DAY DS MAINT ALLOWANCE			(7) 30 DAY DS MAINT ALLOWANCE			(8) 1-YR ALW PER 100 EQUIP CNTGY	(9) DEPOT MAINT ALW PER 100 EQUIP	(10) ILLUS- TRATION	
					(A)	(B)	(C)	(A)	(B)	(C)			(A)	(B)
					1-20	21-50	51-100	1-20	21-50	51-100			FIG. NO.	ITEM NO.
X2F		TIE-DOWN ASSEMBLY 10572-38A2 (63734)	EA	6										
X2F		NUT, SELF-LOCKING: TIE-DOWN ASSEMBLY 31FAF1011 (56878)	EA	6									37	38
X2F		BLOCK: TIE-DOWN 10572-38-1 (63734)	EA	6									37	39
X2F		SPRING, HELICAL, COMPRESSION: TIE-DOWN 45-13594 (63734)	EA	6									37	40
X2F		WASHER, FLAT: TIE-DOWN 10572-29-4 (63734)	EA	6									37	41
X2F		BOLT: TIE-DOWN 10572-28A2-1 (63734)	EA	6									37	42
P 0	4730-198-8811	REDUCER, PIPE:TANK TO PUMP PIPING	EA	1	*	*	*	*	*	*	1	*	37	43
X20		CONTROL ASSEMBLY, LINES 10572-BA (63734)	EA	1										
X20		KIT, EDUCTOR S4521 (51378) 1 EA, VALVE, BALL: PROPORTIONER PIPING 431 (14959) FSN 4210-993-4181 1 EA VALVE, METERING S4523 (51378) FSN 4210-586-0883 1 EA, VALVE, CHECK: EDUCTOR V118 (51378) FSN 4820-586-0883 1 EA, EDUCTOR S3771 151378) 1 EA, VALVE, BALL: 3/4 IN. V1654 (51378)	EA	1										
X20		GROUP 12-BOX AND OIL PAN BOX ASSEMBLY, OIL PAN 01-07501 (63734)	EA	1									38	1
X20		HEAT EXCHANGER ASSEMBLY: OIL PAN 01-07502 (63734)	EA	1									38	2
X20		INSULATION, FOAM RUBBER: OIL PAN BOX, 1/2 IN. THK A53375 (94833)	FT	V									38	3

(1) SMR CODE	(2) FEDERAL STOCK NUMBER	(3) DESCRIPTION USABLE ON CODE REF. NUMBER & MFR CODE	(4) UNIT OF MEAS	(5) QTY INC IN UNIT	(6) 30 DAY DS MAINT ALLOWANCE			(7) 30 DAY DS MAINT ALLOWANCE			(8) 1-YR ALW PER 100 EQUIP CNTGY	(9) DEPOT MAINT ALW PER 100 EQUIP	(10) ILLUS- TRATION	
					(A)	(B)	(C)	(A)	(B)	(C)			(A)	(B)
					1-20	21-50	51-100	1-20	21-50	51-100			FIG. NO.	ITEM NO.
		GROUP 13-PUMP ASSEMBLY												
P F	5310-012-0377	NUT, PLAIN, HEXAGON: PRIMER MOTOR MTG MS35690-605 (96906)	EA	2	REF	REF	REF	REF	REF	REF	REF	REF	39	1
P F	5310-012-0382	WASHER, LOCK: PRIMER MOTOR MTG	EA	2	*	*	*	*	*	*	1	*	39	2
P F	5305-269-2313	SCREW, CAP, HEXAGON: PRIMER MOTOR MTG MS90725-62 (96906)	EA	2	*	*	*	*	*	*	1	*	39	3
P F	6105-909-9695	MOTOR ASSEMBLY, CLIMATED: PRIMING PUMP MBY4007T (19728)	EA	1	*	*	*	*	*	*	3	2	39	4
P F	5305-590-7883	SCREW, ASSEMBLED WASHER: SOLENOID MTG	EA	2	REF	REF	REF	REF	REF	REF	REF	REF	39	5
P F	5310-596-7681	WASHER, LOCK:SOLENOID	EA	2	*	*	*	*	*	*	1	*	39	6
X2F		SOLENOID: PRIMER MOTOR SAW4401 (26840)	EA	1									39	7
X2F		BOLT, MACHINE:HEAD MTG MS90725-50 (96906)	EA	4									40	1
X2F		WASHER, FLAT: HEAD MTG H396 (26840)	EA	4									40	2
X2F		HEAD ASSEMBLY, PUMP: PRIMING SMVG2 (26840)	EA	1										
X2F		BEARING, SLEEVEEA SMV250 (26840)		1								40	3	
X2F		HEAD, PUMP SMV2 (26840)	EA	1									40	4
X2F		PLUG, EXPANSION 40T456 (26840)	EA	1									40	5
X2H		SHAFT ASSEMBLY, PUMP: PRIMING SMVG37D (126840)	EA	1									40	6
X2H		ROTOR SMV16 (26840)	EA	1										
X2H		SHAFT SMV370 (26840)	EA	1										
P OR	4210-997-2273	PUMP UNIT, PRIMING SMV24 (26840)	EA	1	*	*	*	*	*	3	*			
X2H		VANE. ROTOR:PRIMER PUMP SMV130 (26840)	EA	4									40	7
X2F		BODY, PUMP: PRIMER SMV1 (26840)	EA	1									40	8
X20		ELBOW, PIPE, STREET: PRIMER PUMP, 3/4 IN. NPT WWPS21TYPE2 (81348)	EA	1									40	9
X20		HOSE, PRIMER, DRAIN 1-1-40DX61NLTG (63734)	EA	1									40	10
X20		HOSE, RUBBER:PRIMER PUMP ZZH428 (81348)	EA	1									40	10
X20		CLAMP, HOSE:PRIMER PUMP 897258-3 (02769)	EA	2									40	10

(1) SMR CODE	(2) FEDERAL STOCK NUMBER	(3) DESCRIPTION USABLE ON CODE REF. NUMBER & MFR CODE	(4) UNIT OF MEAS	(5) QTY INC IN UNIT	(6) 30 DAY DS MAINT ALLOWANCE			(7) 30 DAY DS MAINT ALLOWANCE			(8) 1-YR ALW PER 100 EQUIP CNTGY	(9) DEPOT MAINT ALW PER 100 EQUIP	(10) ILLUS- TRATION		
					(A)	(B)	(C)	(A)	(B)	(C)			(A)	(B)	
					1-20	21-50	51-100	1-20	21-50	51-100			FIG. NO.	ITEM NO.	
P H	4320-930-1993	SEAL, OIL: PRIMER PUMP SMV296 (26840)	EA	1	*	*	*				5	5	40	12	
X2F		COUPLING, DRIVE: PRIMER PUMP VBG88D (26840)	EA	1									40	13	
P F	5305-206-5013	SETSCREW: PRIMER PUMP COUPLING, 1/2-20 THD SIZE	EA	2	*	*	*	*	*	*	1		40	14	
X2H		KEY, WOODRUFF: PRIMING PUMP SHAFT 431787 100000)	EA	1									40	15	
P 0	5310-261-7340	WASHER, LOCK: PRIMER PUMP MTG	EA	2	REF	REF	REF	REF	REF	REF	REF	REF	40	16	
P 0	4730-188-1893	NIPPLE, PIPE: PRIMER PUMP OUTLET, 3/4 IN. NPT, 2 IN. LG	EA	1	*	*	*	*	*	*	1	*	40	17	
X20		ELBOW, PIPE TO TUBE: PUMP TO TANK LINE 69FS-16-1-8 (26840)	EA	1									40	18	
X20		SCREW, CAP, HEXAGON HEAD: PRIMER PUMP MTG MS90726-58 (96906)	EA	2									40	19	
P F	5310-012-0376	NUT, PLAIN, HEXAGON: HEAD MTG MS35690-505 1969061	EA	4	REF	REF	REF	REF	REF	REF	REF	REF	40	20	
X2F		HEAD ASSEMBLY, MOUNTING SMVG2M (26840)	EA	1											
P F	3120-661-7672	BEARING, SLEEVE: DRIVE END HEAD SMV250 (26840)	EA	1	*	*	*	*	*	*	3	7	40	21	
X2F		HEAD, PUMP MOUNTING: DRIVE END SMV2M (26840)	EA	1									40	22	
P 0	5305-018-1670	SCREW, CAP, HEXAGON HEAD: DISCHARGE VALVE MTG	EA	2	*	*	*	*	*	*	1	*	41	1	
P 0	5305-619-1901	SCREW, CAP, HEXAGON HEAD: VALVE MTG	EA	2	*	*	*	*	*	*	1	*	41	2	
X20		VALVE ASSEMBLY, DISCHARGE (SEE FIG. 45 FOR BREAKDOWN) GSAPLATE395 126840)	EA	2									41	3	
P 0	5330-576-9733	GASKET: SUCTION AND DISCHARGE VALVES MS28784-234 (96906)	EA	2	*	1	2	*	1	2	20	*	41	4	
P 0	5310-080-9689	NUT, SELF-LOCKING: MTG MS35691-727 (96906)	ADAPTEREA	10	*	*	*	*	*	*	*	1	*	41	5
X20		NUT, SELF-LOCKING: TUBE MTG MS35691-725 (96906)	SUCTIONEA	6									41	5	
X20		ADAPTER, DISCHARGE 159-5 (26840)	EA	1									41	6	
P 0	4320-245-5441	GASKET: DISCHARGE ADAPTER 46 (26840)	EA	6	1	3	5	1	3	5	60	85	41	7	
P 0	5305-285-3890	SCREW, CAP, HEXAGON HEAD: ELBOW MTG MS35304-85 (96906)	EA	4	*	*	*	*	*	*	1	*	41	8	

(1) SMR CODE	(2) FEDERAL STOCK NUMBER	(3) DESCRIPTION USABLE ON CODE REF. NUMBER & MFR CODE	(4) UNIT OF MEAS	(5) QTY INC IN UNIT	(6) 30 DAY DS MAINT ALLOWANCE			(7) 30 DAY DS MAINT ALLOWANCE			(8) 1-YR ALW PER 100 EQUIP CNTGY	(9) DEPOT MAINT ALW PER 100 EQUIP	(10) ILLUS- TRATION	
					(A)	(B)	(C)	(A)	(B)	(C)			(A)	(B)
					1-20	21-50	51-100	1-20	21-50	51-100			FIG. NO.	ITEM NO.
X20		VALVE, SUCTION (SEE FIG. 44 FOR BREAKDOWN)	EA	1								41	9	
P 0	4730-203-0549	BL45RS (26840) PLUG, PIPE: SUCTION ELBOW, 1-1/2 IN. NPT	EA	1	*	*	*	*	*	*	1	*	41	10
X20		ELBOW, SUCTION GSA98 (26840)	EA	1									41	11
X20		TUBE, SUCTION: RIGHT SIDE GSA7L4-1-2 (26840)	EA	1									41	12
P 0	4320-429-6177	GASKET, BODY, SUCTION S185 (26840)	EA	2	*	1	2	*	1	2	20	10	41	13
X2F		VALVE ASSEMBLY, RELIEF (SEE FIG. 54 FOR BREAKDOWN)	EA	1									41	14
X2F		GSARVA (268401) WASHER, LOCK:RELIEF VALVE MTG 2505-7-16 (26840)	EA	10									41	15
X2F		STUD, VALVE BODY GS725 (26840)	EA	9									42	1
P F	5330-663-5126	GASKET: FITTING ZS269 (26840)	EA	2	*	*	1	*	*	1	10	19	42	2
X2F		STRAINER: PRIMER LINE ZS329 (26840)	EA	1									42	3
P F	5305-638-B946	SCREW, CAP, HEXAGON HEAD: BOOSTER PLATE MTG MS35304-87 (969061)	EA	8	*	*	*	*	*	*	1	*	42	4
P H	5315-901-4465	KEY, MACHINE: GEAR MTG GS32 (26840)	EA	1				*	*	*	1	*	42	5
X2H		BEARING, BALL: IMPELLER 3055 (26840)	EA	1									42	6
P H	5315-187-1811	PIN, COTTER: NUT LOCKING NUT. SELF-LOCKING: GSA5110 (26840)	EA	1				*	*	*	1	*	42	7
X2F		GEAR, PUMP SHAFT GS231C (26840)	EA	1	GEAR LOCKEA	1							42	8
X2H		BEARING, BALL: SHAFT 308SF (26840)	EA	1				*	*	*	3	2	42	10
P F	5310-010-3322	WASHER, LOCK: BOOSTER PLATE MTG	EA	8	*	*	*	*	*	*	1	*	42	11
P F	5305-782-9494	SCREW, CAP, HEXAGON HEAD: PUMP MTG MS90725-114 (96906)	EA	4	*	*	*	*	*	*	1	*	42	12
P F	5310-012-0384	WASHER, LOCK:PUMP MTG MS35338-29 196906)	EA	4	REF	REF	REF	REF	REF	REF	REF	REF	42	13
P H	5310-685-1429	NUT, PLAIN, HEXAGON: PUMP MTG MS35690-805 (969061)	EA	4	REF	REF	REF	REF	REF	REF	REF	REF	42	14
P F	4210-429-6178	GASKET. PLATE:BOOSTER PLATE S649 (26840)	EA	4	1	2	3	1	2	3	40	45	42	15
X2F		PLATE, BOOSTER: WATER PUMP C650ST1-1-1-2 (26840)	EA	1									42	16
X2H		KEY, MACHINE: IMPELLER MTG GS17 (26840)	EA	1									42	17

(1) SMR CODE	(2) FEDERAL STOCK NUMBER	(3) DESCRIPTION USABLE ON CODE REF. NUMBER & MFR CODE	(4) UNIT OF MEAS	(5) QTY INC IN UNIT	(6) 30 DAY DS MAINT ALLOWANCE			(7) 30 DAY DS MAINT ALLOWANCE			(8) 1-YR ALW PER 100 EQUIP CNTGY	(9) DEPOT MAINT ALW PER 100 EQUIP	(10) ILLUS- TRATION	
					(A)	(B)	(C)	(A)	(B)	(C)			(A)	(B)
					1-20	21-50	51-100	1-20	21-50	51-100			FIG. NO.	ITEM NO.
X2H		SHAFT, PUMP: IMPELLER GS37 (26840)	EA	1									42	18
X2HR		PUMP ASSEMBLY, WATER (SEE FIG. 43)	EA	1										
X2H		GSAL (26840) BODY, PUMP GSA1 (26840)	EA	1									42	19
P H	5330-030-3199	GASKET: BODY GS263 (26840)	EA	2				*	1	2	20	*	42	20
X2H		RIVET, ROUND HEAD, D: VENT TUBE HOLE, 1/8 IN, DIA, 1/2 IN. LG 193548 (00000)	EA	1									42	21
X2H		HOUSING ASSEMBLY, PACKING GSG262D (26840)	EA	1									42	22
P H	5310-901-4463	WASHER, FLAT: HOUSING GS343 126840)	EA	1				*	*	1	10	10	42	23
X2H		BUSHING, SLEEVE S118 (26840)	EA	1										
X2H		HOUSING GS262D (26840)	EA	1										
X2H		SCREW, PARKER MS21318-57 (96906)	EA	1										
P H	4320-212-9795	LANTERN: PACKING ZS273 (26840)	EA	2				*	*	1	6	*	42	24
P H	5330-641-1454	PACKING SET: PUMP ZSGSB (26840) 4 EA, PACKING, RING ZS58 (26840)	EA	1				*	1	2	20	10	42	25
X2H		SEPARATOR, PACKAGE L58Z (26840)	EA	3									42	26
P H	4210-429-6174	GLAND, PACKING:SHAFT GSS7 (26840)	EA	1				*	*	1	10	10	42	27
P H	4210-335-3493	SLEEVE, ADJUSTING ZS371 (26840)	EA	1				*	*	*	3	*	42	28
P H	4320-806-3786	GASKET: HEAD MTG GSA72 (26840)	EA	1				*	1	2	20	*	42	29
P H	5305-638-8946	SCREW, CAP, HEXAGON HEAD: HEAD MTG MS35034-87 (96806)	EA	6				REF	REF	REF	REF	REF	42	30
P H	5310-817-0904	NUT, PLAIN, HEXAGON: GLAND LOCK	EA	1				REF	REF	REF	REF	REF	42	31
P H	5305-870-2821	SCREW, GLAND LOCK: PACKING S18D (26840)	EA	1				*	*	*	1	*	42	32
X2H		HEAD, PUMP GSA2 (26840)	EA	1									42	33
X2H		PIN, SLEEVE LOCK 05-64-08 (26840)	EA	1										
X2F		FITTING, LINE: PRIMER GS3080 (26840)	EA	1									42	34
X2H		BODY, VOLUTE GSA320 (26840)	EA	1									43	1
P F	5305-018-1670	SCREW, CAP, HEXAGON HEAD: VOLUTE HOUSING MTG MS35298-89 (96906)	EA	18	REF	REF	REF	REF	REF	REF	REF	REF	43	2

(1) SMR CODE	(2) FEDERAL STOCK NUMBER	(3) DESCRIPTION USABLE ON CODE REF. NUMBER & MFR CODE	(4) UNIT OF MEAS	(5) QTY INC IN UNIT	(6) 30 DAY DS MAINT ALLOWANCE			(7) 30 DAY DS MAINT ALLOWANCE			(8) 1-YR ALW PER 100 EQUIP CNTGY	(9) DEPOT MAINT ALW PER 100 EQUIP	(10) ILLUS- TRATION	
					(A)	(B)	(C)	(A)	(B)	(C)			(A)	(B)
					1-20	21-50	51-100	1-20	21-50	51-100			FIG. NO.	ITEM NO.
P F	5310-809-4085	WASHER, FLAT: HOUSING MTG MS27183-16 (96906)	EA	50	*	1	2	*	1	2	20	29	43	3
P H	5315-849-5578	PIN, COTTER: IMPELLER NUT MS24665-444 (96906)	EA	1				*	*	*	1	*	43	4
P H	5310-220-6692	NUT, SLOTTED, HEXAGON: IMPELLER ZS274 (26840)	EA	1				*	*	*	1	*	43	5
X2H		IMPELLER, PUMP GS16D9-1-2 (26840)	EA	1									43	6
X2H		RING ASSEMBLY: FRONT IMPELLER CLEARANCE GSG321RD (26840)	EA	1									43	7
P H	4210-997-0715	VALVE, CHECK GSG119 (26840)	EA	1				*	*	*	5	5	43	8
X2H		RING GS321RD (26840)	EA	1										
P H	5330-903-2851	GASKET: VENTURI RING GS388 (26840)	EA	1				*	*	1	10	19	43	9
P H	5330-806-3782	GASKET, RING: IMPELLER GS331 (26840)	EA	1				*	*	1	10	19	43	10
X2H		RING, VENTURI GSAL385 (26840)	EA	1									43	11
P H	5305-958-5260	SCREW, MACHINE: VENTURI RING MTG	EA	3				*	*	*	1	*	43	12
P H	4320-806-3781	GASKET, VOLUTE GS323 (26840)	EA	2				*	1	2	20	19	43	13
X2H		TUBE, COOLING GS420 (26840)	EA	1									43	14
X2HR		PUMP ASSEMBLY, WATER (SEE FIG. 42) GSAL (26840)	EA	1										
X2H		HOUSING ASSEMBLY GSG259D (26840)	EA	1									43	15
P H	4210-294-0225	BEARING, SLEEVE: IMPELLER SHAFT ZS250 (26840)	EA	1				*	*	*	3	*	43	16
X1		HOUSING GS259D (26840)	EA	1										
P H	5305-012-0919	SCREW, CAP, HEXAGON HEAD: HOUSING MTG 120919 (00000)	EA	6				*	*	*	1	*	43	1
P H	5330-030-3199	GASKET: HOUSING GS263 (26840)	EA	6				REF	REF	REF	REF	REF	43	18
X2H		RING, IMPELLER CLUTCH: REAR GSAL231 (26840)	EA	1									43	19
P H	5305-018-1670	SCREW. CAP, HEXAGON HEAD: HOUSING MTG MS35298-89 (96906)	EA	6				REF	REF	REF	REF	REF	43	20
P O	4730-142-1630	PLUG, PIPE: VOLUTE HOUSING, 1/2 IN. NPT	EA	1	*	*	*	*	*	*	1	*	43	21
P F	5305-285-5157	SCREW, CAP, HEXAGON HEAD: BODY MTG	EA	2	*	*	*	*	*	*	1	*	43	22

(1) SMR CODE	(2) FEDERAL STOCK NUMBER	(3) DESCRIPTION USABLE ON CODE REF. NUMBER & MFR CODE	(4) UNIT OF MEAS	(5) QTY INC IN UNIT	(6) 30 DAY DS MAINT ALLOWANCE			(7) 30 DAY DS MAINT ALLOWANCE			(8) 1-YR ALW PER 100 EQUIP CNTGY	(9) DEPOT MAINT ALW PER 100 EQUIP	(10) ILLUS- TRATION	
					(A)	(B)	(C)	(A)	(B)	(C)			(A)	(B)
					1-20	21-50	51-100	1-20	21-50	51-100			FIG. NO.	ITEM NO.
P 0	4730-360-8538	PLUG, PIPE: VOLUTE HOUSING, 1-1/2 IN. NPT	EA	1	*	*	*	*	*	*	1	*	43	23
P H	5330-820-6897	GASKET, VOLUTE BODY GS324 (26840)	EA	2				*	1	2	20	19	43	24
P 0	4730-021-9189	PLUG, PIPE: VOLUTE HOUSING, 1/4 IN. NPT	EA	3	*	*	*	*	*	*	1	*	43	25
X20	4730-221-2010	ELBOW, PIPE TO TUBE: PUMP DRAIN 1/4 IN. NPT, 1/4 IN. TUBE	EA	1									43	26
P H	5305-638-2219	SCREW, CAP, SOCKET: VALVE HOUSING MTG	EA	6				*	*	*	1	*	43	27
X20		VALVE, SUCTION (SEE FIG. 41) BL45RD (26840)	EA	6										
X20		BALL, HANDLE BL377D (26840)	EA	1										
P F	4210-641-2362	GASKET, COVER BL11 (26840)	EA	8	*	*	1	*	*	1	10	*	44	1
X2F		BALL, VALVE BL39F 126840)	EA	1									44	2
X2F		PIVOT, VALVE BL404 (26840)	EA	1									44	3
P F	4210-664-3069	SPRING, HELICAL, COMPRESSION: VALVE BALL BL42 (26840)	EA	1	*	*	*	*	*	*	4	12	44	4
P F	5310-059-9910	NUT, PLAIN, HEXAGON: STEM RETAINING MS35690-731 (96906)	EA	1	*	*	*	*	*	*	1	*	44	5
P F	4730-044-4688	PLUG, PIPE: SUCTION VALVE BODY, 1/8-27 THD SIZE	EA	1	*	*	*	*	*	*	1	*	44	6
X2F		BODY, VALVE BL38F (26840)	EA	1									44	7
P F	5330-576-9733	GASKET: FLANGE MTG MS28775-234 (96906)	EA	1	REF	REF	REF	REF	REF	REF	REF	REF	44	8
P F	5330-579-8156	PACKING, PREFORMED: VALVE STOP MS28775-212 (96906)	EA	1	*	*	1	*	*	1	10	*	44	9
X2F		COLLAR, VALVE STEM BL91 (26840)	EA	1									44	10
X2F		HANDLE, VALVE BL12F (26840)	EA	1									44	11
X2F		SCREW, HANDLE LOCK BL111D (26840)	EA	1									44	12
P F	5310-702-8891	NUT, PLAIN, HEXAGON: HANDLE LOCKING MS35690-628 196906)	EA	1	*	*	*	*	*	*	1	*	44	13
X2F		STOP, SUCTION VALVE 2377F (26840)	EA	1									44	14
X2F		PIN, HANDLE STOP BL114 (26840)	EA	2									44	15
X2F		STEM, DISCHARGE VALVE 2375R (26840)	EA	1									44	16

(1) SMR CODE	(2) FEDERAL STOCK NUMBER	(3) DESCRIPTION USABLE ON CODE REF. NUMBER & MFR CODE	(4) UNIT OF MEAS	(5) QTY INC IN UNIT	(6) 30 DAY DS MAINT ALLOWANCE			(7) 30 DAY DS MAINT ALLOWANCE			(8) 1-YR ALW PER 100 EQUIP CNTGY	(9) DEPOT MAINT ALW PER 100 EQUIP	(10) ILLUS- TRATION	
					(A)	(B)	(C)	(A)	(B)	(C)			(A)	(B)
					1-20	21-50	51-100	1-20	21-50	51-100			EQUIP	FIG.
X2F		SEAT, VALVE BLGZ76D (26840)	EA	1									44	17
P F	5305-269-3236	SCREW, CAP, HEXAGON HEAD: VALVE COVER MTG	EA	6	*	*	*	*	*	*	1	*	44	18
X2F		COVER, VALVE BL44SF (26840)	EA	1									44	19
P F	4730-221-2140	PLUG, PIPE: VALVE COVER MS20913-6S (96906)	EA	1	*	*	*	*	*	*	1	*	44	20
P F	5305-633-3954	SETSCREW, HANDLE LOCK BL80 (26840)	EA	1	*	*	*	*	*	*	1	*		
X2F		SCREW, CAP, HEXAGON HEAD: SUCTION VALVE MTG MS35304-85 (96906)	EA	4									44	21
X20		VALVE ASSEMBLY, DISCHARGE (SEE FIG. 41)	EA	1										
X2F		BALL, HANDLE: CONTROL ROD BL377D (26840)	EA	1										
P F	5315-815-8840	PIN, STRAIGHT HEADED: CONTROL ROD YOKE MTG MS35810-34 (96906)	EA	2	*	*	*	*	*	*	1	*	45	1
P F	5315-598-5831	PIN, COTTER: YOKE PIN 590244 (00000)	EA	2	*	*	*	*	*	*	1	*	45	2
P F	5310-785-1762	NUT, PLAIN, HEXAGON: HANDLE MTG M551968-9 (96806)	EA	1	*	*	*	*	*	*	1	*	45	3
X2F		SCREW, HANDLE BL11D (26840)	EA	1									45	4
X2F		PIN, VALVE LEVER 2378 (26840)	EA	1									45	5
X2F		PIVOT, BALL VALVE BL404 (26840)	EA	1	1								45	6
X2F		SCREW, HANDLE: MTG BL111D (26840)	EA	1									45	7
X2F		SPRING: BALL VALVE BL42 (26840)	EA	1	1								45	8
P F	5305-269-3236	SCREW, CAP, HEXAGON HEAD: VALVE COVER MTG MS90727-60 (96906)	EA	6	REF	REF	REF	REF	REF	REF	REF	REF	45	9
X2F		SEAT, VALVE BLG276D (26840)	EA	1									45	10
X2F		STOP, HANDLE 2377F (26840)	EA	1									45	11
P F	4730-221-2140	PLUG, PIPE: VALVE HOUSING MS20913-6S (96906)	EA	1	REF	REF	REF	REF	REF	REF	REF	REF	45	12
X2F		SETSCREW: BALL MTG BL80 (26840)	EA	1									45	13
X2F		RING, BALL SEAT BL79 (26840)	EA	2									45	14
X2F		HANDLE: DISCHARGE VALVE BL12F (26840)	EA	1									45	15
X2F		COLLAR, CONTROL HANDLE 2427D (26840)	EA	1									45	16
X2F		STEM: CONTROL ROD 24460 (26840)	EA	1									45	16

(1) SMR CODE	(2) FEDERAL STOCK NUMBER	(3) DESCRIPTION USABLE ON CODE REF. NUMBER & MFR CODE	(4) UNIT OF MEAS	(5) QTY INC IN UNIT	(6) 30 DAY DS MAINT ALLOWANCE			(7) 30 DAY DS MAINT ALLOWANCE			(8) 1-YR ALW PER 100 EQUIP CNTGY	(9) DEPOT MAINT ALW PER 100 EQUIP	(10) ILLUS- TRATION	
					(A)	(B)	(C)	(A)	(B)	(C)			(A)	(B)
					1-20	21-50	51-100	1-20	21-50	51-100			FIG. NO.	ITEM NO.
X2F		BRACKET: HANDLE SUPPORT 2419 (26840)	EA	1									45	17
P F	5330-576-9733	GASKET, BODY MS28775-234 (96906)	EA	2	REF	REF	REF	REF	REF	REF	REF	REF	45	18
X2F		BODY, VALVE BL38F (26840)	EA	1									45	19
P F	5310-785-1762	NUT, PLAIN, HEXAGON: HANDLE MTG MS51968-9 (96906)	EA	1	REF	REF	REF	REF	REF	REF	REF	REF	45	20
X2F		SCREW, HANDLE: MTG BL111D (26840)	EA	1									45	21
X2F		LEVER: VALVE BALL 24250 (26840)	EA	1									45	22
X2F		PIN, STOP BL11L4 (26840)	EA	1									45	23
P F	5310-059-9910	NUT, PLAIN, HEXAGON: VALVE PIVOT MS35690-731 (96906)	EA	1	REF	REF	REF	REF	REF	REF	REF	REF	45	24
X2F		PIVOT, BALL VALVE 8L404 (26840)	EA	1										
X2F		SPRING: BALL VALVE BL42 (26840)	EA	1										
XZF		GASKET, COVER BL11 (26840)	EA	1									45	25
X2F		SEAT, VALVE BLG276D (26840)	EA	1										
X2F		COVER. VALVE BL44F (26840)	EA	1									45	26
P F	5305-269-3236	SCREW, CAP, HEXAGON HEAD: VALVE COVER MTG MS90727-60 (96906)	EA	1	REF	REF	REF	REF	REF	REF	REF	REF		
X2F		HANDLE: DISCHARGE VALVE BL12F (26840)	EA	1									45	27
P F	4730-221-2140	PLUG, PIPE: VALVE HOUSING MS20913-65 (96906)	EA	1	1	REF	REF	REF	REF	REF	REF	REF	REF	
X2F		PACKING, STEM MS28TT775-212 (96906)	EA	1									45	28
X2F		COLLAR, STEM BL91 (26840)	EA	1									45	29
X2F		STEM, VALVE 2375F (26840)	EA	1									45	30
X2F		SETSCREW: BALL NTG BL8O (26840)	EA	1										
X2F		YOKE: CONTROL ROD 2708-6A (26840)	EA	2									45	31
X2F		ROD, YOKE: VALVE TO VALVE 2159-59 (26840)	EA	1									45	32
P F	5310-656-0400	NUT, PLAIN, HEXAGON: ROD ASSEMBLY MS35690-828 (96906)	EA	2	*	*	*	*	*	*	1	*		
X2F		ROD ASSEMBLY G2195-59 (26840)	EA	1										
P F	5305-018-1670	SCREW, CAP, HEXAGON HEAD MS35298-89 (96906)	EA	2	REF	REF	REF	REF	REF	REF	REF	REF		

(1) SMR CODE	(2) FEDERAL STOCK NUMBER	(3) DESCRIPTION REF. NUMBER & MFR CODE	USABLE ON CODE	(4) UNIT OF MEAS	(5) QTY INC IN UNIT	(6) 30 DAY DS MAINT ALLOWANCE			(7) 30 DAY DS MAINT ALLOWANCE			(8) 1-YR ALW PER 100 EQUIP CNTGY	(9) DEPOT MAINT ALW PER 100 EQUIP	(10) ILLUS- TRATION	
						(A)	(B)	(C)	(A)	(B)	(C)			(A)	(B)
						1-20	21-50	51-100	1-20	21-50	51-100			FIG. NO.	ITEM NO.
X2F		BALL, VALVE BL39F (26840)		EA	1									45	33
P F	4210-641-2362	GASKET, COVER BL11 (26840)		EA	4	REF	REF	REF	REF	REF	REF	REF	REF		
X2F		COVER, VALVE BL44F (26840)		EA	1										
X2F		HANDLE; DISCHARGE VALVE BL12F (26840)		EA	1										
X2F		BODY, VALVE RL3SF (26840)		EA	1										
X20		CAP, VALVE A8F2-1-2 (26840)		EA	1										
X2F		COLLAR, STEM BL91 (26840)		EA	2										
P F	5305-285-3890	SCREW, CAP, HEXAGON HEAD: LEFT VALVE MTG MS35304-85 (96906)		EA	8	REF	REF	REF	REF	REF	REF	REF	REF		
X2F		SETSCREW: BALL MTG BL80 (26840)		EA	1										
X2F		VALVE, LEFT: DISCHARGE BL45RD (26840)		EA	1										
P F	5310-785-1762	NUT, PLAIN, HEXAGON: HANDLE MSS51968-9 (96906)		EA	1	REF	REF	REF	REF	REF	REF	REF	REF		
X2F		PIN, STOP BL114 (26840)		EA	1										
P F	5310-059-9910	NUT, PLAIN, HEXAGON: VALVE PIVOT MS35690-731 (96906)		EA	1	REF	REF	REF	REF	REF	REF	REF	REF		
X2F		PACKING, STEM MS28775-212 (96906)		EA	1										
X2F		VALVE, RIGHT: DISCHARGE BL45F (26840)		EA	1										
X2F		BALL, HANDLE: VALVE BL377D (26840)		EA	1										
X2F		BALL, VALVE BL39F (26840)		EA	1										
X2F	5310-720-8536	NUT, PLAIN, HEXAGON: ROD END		EA	2									45	34
P F	5305-285-3890	SCREW, CAP, HEXAGON HEAD: DISCHARGE VALVE MTG MS35304-85 (96906)		EA	8	REF	REF	REF	REF	REF	REF	REF	REF	45	35
M F		WIRING HARNESS: PRIMER MANUFACTURE FROM: TUBE, FLEXIBLE, NONMETALLIC, ELECTRICAL, 6 IN. REQUIRED FSN 5975-132-9471 TERMINAL, LUG: PRIMER WIRING HARNESS, 2 EA 51.22 (81263) FSN 5940-050-7055 TERMINAL, LUG: PRIMER WIRING, HARNESS, 1 EA 15-040 (78263)		EA	1										

(1) SMR CODE	(2) FEDERAL STOCK NUMBER	(3) DESCRIPTION REF. NUMBER & MFR CODE	USABLE ON CODE	(4) UNIT OF MEAS	(5) QTY INC IN UNIT	(6) 30 DAY DS MAINT ALLOWANCE			(7) 30 DAY DS MAINT ALLOWANCE			(8) 1-YR ALW PER 100 EQUIP CNTGY	(9) DEPOT MAINT ALW PER 100 EQUIP	(10) ILLUS- TRATION		
						(A)	(B)	(C)	(A)	(B)	(C)			(A)	(B)	
						1-20	21-50	51-100	1-20	21-50	51-100			FIG. NO.	ITEM NO.	
		TERMINAL, LUG: PRIMER WIRING HARNESS, 1 EA 70-030 (78263) WIRE, ELECTRICAL: PRIMER WIRING HARNESS, 24 IN. REQUIRED FSN 6145-660-8933														
P F		4730-196-1500 NIPPLE. PIPE MS51953-105 (96906)		EA	1	*	*	*	*	*	*	1	*			
P 0	5310-721-5940	NUT, PLAIN, HEXAGON: ADAPTER MTG MS35690-725 (96906)		EA	4	*	*	*	*	*	*	1	*			
X2F		PLATE, BOOSTER: WATER PUMP C650XT2 (26840)		EA	1											
X2H		GASKET: VANE ROTOR CLEARANCE SMV72 (26840)		EA	V											
X2F		FITTING, LINE: PRIMER GS308D (26840)		EA	1											
P F	5305-285-3890	GROUP 14-PUMP GEAR BOX SCREW, CAP, HEXAGON HEAD: DRIVE COVER PLATE MTG MS35304-85 (96906)		EA	8	REF	REF	REF	REF	REF	REF	REF	REF	46	1	
X2F		PLATE, DRIVE COVER: FRONT GSA61 (26840)		EA	1									46	2	
P F	5330-019-7790	GASKET, COVER PLATE GSA71 (26840)		EA	1	*	1	2	*	1	2	20	19	46	3	
P 0	4730-044-4715	PLUG, PIPE: GEAR CASE OIL LEVEL, 1 IN NPT 444715 (21450)		EA	1	*	*	*	*	*	*	1	*	46	4	
X2F		NUT, GEAR LOCK:DRIVE GEAR GS110 (26840)		EA	1									46	5	
X2F		SPACER, PUMP: PRIMING GSAL322 (26840)		EA	1									46	6	
P F	5305-959-2708	SCREW, MACHINE: SPACER MTG MS35191-331 (96906)		EA	2	*	*	*	*	*	*	1	*	46	7	
P 0	4730-187-4210	PLUG, PIPE, MAGNETIC: GEAR DRAIN		EA	1	*	*	*	*	*	*	1	*	46	8	
X2F		STEM, OIL GAGE:GEAR BOX GSA327 (26840)		EA	1									46	9	
X2F		VENT, AIR: GEAR BOX S171D (26840)		EA	1									46	10	
P F	5305-253-5631	SCREW, DRIVE:BAFFLE PLATE MTG MS21318-57 (96906)		EA	1	*	*	*	*	*	*	1	*	46	11	
P F	5330-641-3149	SEAL, OIL: BEARING CAP GSA296 (26840)		EA	1	*	*	1	*	*	1	10	10	46	12	
X2F		SHAFT, DRIVE: PUMP GSA36 (26840)		EA	1									46	13	
X2F		TUBE, GAGE 75S427 (26840)		EA	1									46	14	
X2F		SHIM, DRIVE SHAFT 344-11 (26840)		EA	V									46	15	

(1) SMR CODE	(2) FEDERAL STOCK NUMBER	(3) DESCRIPTION USABLE ON CODE REF. NUMBER & MFR CODE	(4) UNIT OF MEAS	(5) QTY INC IN UNIT	(6) 30 DAY DS MAINT ALLOWANCE			(7) 30 DAY DS MAINT ALLOWANCE			(8) 1-YR ALW PER 100 EQUIP CNTGY	(9) DEPOT MAINT ALW PER 100 EQUIP	(10) ILLUS- TRATION	
					(A)	(B)	(C)	(A)	(B)	(C)			(A)	(B)
					1-20	21-50	51-100	1-20	21-50	51-100			FIG. NO.	ITEM NO.
P F	5305-285-3890	SCREW, CAP, HEXAGON HEAD MS35304-85 (96906)	EA	4	REF	REF	REF	REF	REF	REF	REF	REF	46	16
P F	5330-806-3787	GASKET: BEARING CAP GSA292 (26840)	EA	1	*	1	2	*	1	2	20	19	46	17
P F	4730-196-1505	NIPPLE, PIPE: GEAR BOX VENT	EA	1	*	*	*	*	*	*	1	*	46	18
P F	3020-902-0473	GEAR, DRIVE GSA143-38 (26840)	EA	1	*	*	*	*	*	*	3	2	46	19
X2F		HOUSING, DRIVE GSA4 (26840)	EA	1									46	20
X2F		KEY, MACHINE: DRIVE SHAFT C95X (26840)	EA	1									46	21
X2F		KEY, MACHINE: DRIVE GEAR GS32 (26840)	EA	1									46	22
X2F		COUPLING: GEAR BOX DRIVE SHAFT	EA	1									46	23
X2F		NUT, CASTELLATED: UNIVERSAL JOINT BB96D (26840)	EA	1									46	24
P F	5315-187-1811	PIN, COTTER: UNIVERSAL JOINT NUT	EA	1	REF	REF	REF	REF	REF	REF	REF	REF	46	25
X2F		DRIVE UNIT GSAG4 (26840)	EA	1										
P F	3110-144-8519	BEARING, BALL: DRIVE GEAR SHAFT 405S (26840)	EA	1	*	*	*	*	*	*	3	7	46	26
X2F		CAP: FRONT BEARING GSA49 (26840)	EA	1									46	27
P F	3110-144-8534	BEARING, BALL: DRIVE SHAFT 207S (26840)	EA	1	*	*	*	*	.	*	3	2	46	28
P H	5330-806-3778	GASKET, PUMP HEAD GS72 (26840)	EA	1				*	1	2	20	10	46	29
X2F		PLATE, BAFFLE: OIL GSA142 (26840)	EA	1									46	30
P F	5305-638-8946	SCREW, CAP, HEXAGON HEAD MS35304-87 (96906)	EA	6	REF	REF	REF	REF	REF	REF	REF	REF		
		GROUP 15-SUCTION AND DISCHARGE TUBES												
P F	5305-638-8946	SCREW, CAP, HEXAGON HEAD: DISCHARGE ADAPTER MTG MS35304-87 (96906)	EA	4	REF	REF	REF	REF	REF	REF	REF	REF	47	1
X2F	5310-262-8353	WASHER, FLAT: ADAPTER TUBE MTG	EA	4									47	2
X2F		ADAPTER, DISCHARGE 159-9-1-4 (26840)	EA	1									47	3
P F	4320-245-5441	GASKET, BODY, DISCHARGE 46 (26840)	EA	2	REF	REF	REF	REF	REF	REF	REF	REF	47	4
X2F		SCREW, CAP, HEXAGON HEAD: SUCTION TUBE MTG MS35304-87 (96906)	EA	6									47	5

(1) SMR CODE	(2) FEDERAL STOCK NUMBER	(3) DESCRIPTION USABLE ON CODE REF. NUMBER & MFR CODE	(4) UNIT OF MEAS	(5) QTY INC IN UNIT	(6) 30 DAY DS MAINT ALLOWANCE			(7) 30 DAY DS MAINT ALLOWANCE			(8) 1-YR ALW PER 100 EQUIP CNTGY	(9) DEPOT MAINT ALW PER 100 EQUIP	(10) ILLUS- TRATION	
					(A)	(B)	(C)	(A)	(B)	(C)			(A)	(B)
					1-20	21-50	51-100	1-20	21-50	51-100			EQUIP	EQUIP
X2F		SCREW, CAP, HEXAGON HEAD: SUCTION TUBE SPACER MTG MS35304-87 (96906)	EA	6									47	5
X2F		TUBE, SUCTION GSA7R4-1-2 (26840)	EA	1									47	6
P F	4320-429-6177	GASKET: SUCTION AND DISCHARGE HEADS AND TUBES S185 (26840)	EA	6	REF	REF	REF	REF	REF	REF	REF	REF	47	7
X2F		SPACER, SUCTION TUBE 11A211 (26840)	EA	1									47	8
X20		GROUP 16-PUMP DRIVE SHAFT SHAFT, DRIVE:POWER TAKE-OFF TO PUMP 900755-1 (95019)	EA	1									48	
P 0	5310-530-7437	NUT, PLAIN, HEXAGON: U BOLT	EA	8	*	*	*	*	*	*	1	*	48	1
P 0	5310-261-7340	WASHER, LOCK: U BOLT	EA	8	REF	REF	REF	REF	REF	REF	REF	REF	48	2
X20		U BOLT: PUMP DRIVE SHAFT, 3/8-24 THD SIZE 3-94-18X (95019)	EA	4									48	3
X20		FLANGE: PUMP DRIVE SHAFT 3-4-84 (72447)	EA	1									48	4
X20		FITTING, LUBRICATION: PUMP DRIVE SHAFT 500167-2 (13038)	EA	2									48	5
X20		FITTING, LUBRICATION: PUMP DRIVE SHAFT, 1/8-27 THD SIZE 500167-2 (13038)	EA	1									48	6
X20		YOKE: PUMP DRIVE SHAFT 3-82-61 (95019)	EA	1									48	7
X1		PACKING, PREFORMED: PUMP DRIVE SHAFT 3-5-298X (95019)	EA	1									48	8
X20		WASHER, SPLIT: PUMP DRIVE SHAFT 3-1-2-15-53 (724471)	EA	1									48	9
X20		NUT, SPECIAL: PUMP DRIVE SHAFT 548006 (26023)	EA	1									48	10
X20		SHAFT: PUMP DRIVE 900755-1 (95019)	EA	1	1								48	
P 0	2520-311-5114	KIT, REPAIR 5-178X (95019)	EA	1	*	*	1	*	*	1	10	10		
		8 EA, PACKING, PREFORMED: PUMP DRIVE SHAFT 3-86-129 (95019)											48	12
		8 EA, BEARING NEEDLE: PUMP DRIVE SHAFT 3-6-128 (95019)											48	13
		4 EA, RING, RETAINING: PUMP DRIVE SHAFT 3-7-37 (95019)											48	14

(1) SMR CODE	(2) FEDERAL STOCK NUMBER	(3) DESCRIPTION USABLE ON CODE REF. NUMBER & MFR CODE	(4) UNIT OF MEAS	(5) QTY INC IN UNIT	(6) 30 DAY DS MAINT ALLOWANCE			(7) 30 DAY DS MAINT ALLOWANCE			(8) 1-YR ALW PER 100 EQUIP CNTGY	(9) DEPOT MAINT ALW PER 100 EQUIP	(10) ILLUS- TRATION	
					(A)	(B)	(C)	(A)	(B)	(C)			(A)	(B)
					1-20	21-50	51-100	1-20	21-50	51-100			FIG. NO.	ITEM NO.
		2 EA, SPIDER: PUMP DRIVE SHAFT 3-5-298X (95019)	EA	15										
P F X20	5315-187-1811	PIN, COTTER: POWER TAKE-OFF NUT, SLOTTED: SHAFT TO POWER TAKE-OFF 54-08006 (63734)	EA	1	REF	REF	REF	REF	REF	REF	REF	REF	48	16
		KEY, MACHINE:POWER TAKE-OFF BB95X (26840)	EA	1	*	*	*	*	*	*	1	*	48	17
P 0	5315-940-9569	GROUP 17-CLUTCH LINKAGE												
		LEVER ASSEMBLY, CLUTCH 10572-9A (63734)	EA	1									48	18
X20		ARM, CLUTCH ACTUATING 10572-10-1 (63734)	EA	1									49	
X20		PIN, COTTER: CLUTCH ARM MS24665-285 (96906)	EA	1	*	*	*	*	*	1	*	*	49	1
P 0	5315-816-1794	SPRING, HELICAL, EXTENSION: RETURN 41-00671 (63734)	EA	1									49	2
X20		PIN, COTTER MS24665-285 (96906)	EA	2	REF	REF	REF	REF	REF	REF	REF	REF	49	3
P 0	5315-816-1794	PIN, COTTER: CLUTCH ROD MS24665-285 (96906)	EA	2	REF	REF	REF	REF	REF	REF	REF	REF	49	4
X20		ROD, SHIFT 41-00682 (63734)	EA	1									49	5
X20		BELL CRANK: CLUTCH 10572-11-3 (63734)	EA	1									49	6
P 0	5306-576-0537	BOLT, MACHINE:BRACKET MTG MS35291-34 (96906)	EA	6	*	*	*	*	*	*	1	*	49	7
P 0	5306-576-0537	BOLT, MACHINE:PLATE MTG MS35291-34 (96906)	EA	3	REF	REF	REF	REF	REF	REF	REF	REF	49	7
P 0	5310-805-9964	NUT, PLAIN, HEXAGON: BRACKET MTG MS35691-502 (96906)	EA	6	*	*	*	*	*	*	1	*	49	8
P 0	5310-805-9964	NUT PLAIN, HEXAGON: C PLATE MTG MS35691-502 (96906)	EA	3	REF	REF	REF	REF	REF	REF	REF	REF	49	8
P 0	5315-425-4740	PIN, STRAIGHT, HEADED: HANDLE MTG 46-198124 (09348)	EA	1	*	*	*	*	*	*	1	*	49	9
P 0	5310-012-0214	WASHER, LOCK:BRACKET MTG MS35338-26 (96906)	EA	6	REF	REF	REF	REF	REF	REF	REF	REF	49	10
P 0	5310-012-0214	WASHER, LOCK:C PLATE MTG MS35338-26 (96906)	EA	3	REF	REF	REF	REF	REF	REF	REF	REF	49	10
P 0	5310-044-6548	WASHER, FLAT:HANDLE MTG HANDLE: SHIFTER 41-00681 163734)	EA	3	REF	REF	REF	REF	REF	REF	REF	REF	49	11
X20		ROD, PUSH: CLUTCH 10572-11-1 (63734)	EA	1									49	12
X20					EA	1							49	

(1) SMR CODE	(2) FEDERAL STOCK NUMBER	(3) DESCRIPTION REF. NUMBER & MFR CODE	(4) USABLE ON CODE	(5) QTY INC IN UNIT	(6) 30 DAY DS MAINT ALLOWANCE			(7) 30 DAY DS MAINT ALLOWANCE			(8) 1-YR ALW PER 100 EQUIP CNTGY	(9) DEPOT MAINT ALW PER 100 EQUIP	(10) ILLUS- TRATION	
					(A)	(B)	(C)	(A)	(B)	(C)			(A)	(B)
					1-20	21-50	51-100	1-20	21-50	51-100			FIG. NO.	ITEM NO.
P 0		PLATE, CLUTCH C 10572-11-5 (63734)	EA	1	*	*	*	*	*	*	3	2	49	14
X20		BRACKET, MOUNTING: CLUTCH 10572-10-4 (63734)	EA	1									49	15
P 0	5305-042-6417	SCREW, CAP, HEXAGON HEAD: ARM MTG MS90725-113 (96906)	EA	1	*	*	*	*	*	*	1*	49	16	
P 0	5310-836-0620	WASHER, FLAT: ARM MTG	EA	3	*	*	+	*	*	*	1	*	49	17
P 0	5310-051-8626	NUT, SELF-LOCKING:ARM MTG MS21045C9 (96906)	EA	1	*	*	*	*	*	*	1	*	49	18
X20		COUPLING, ADJUSTING: CLUTCH ROD 41-00708 (63734)	EA	1									49	19
P 0	5310-655-9284	NUT, PLAIN, HEXAGON: CLUTCH ADJUSTING MS35691-1002 (96906)	EA	2	*	*	*	*	*	*	1	*	49	20
X20		BRACKET, MOUNTING: CLEVIS MTG 41-00680 (63734)	EA	1									49	21
X20		YOKE, PUSH ROD 41-00706 (63734)	EA	1									49	22
P 0	5315-953-5750	PIN, STRAIGHT, HEADED: CONNECTOR TO ARM MS39086-218 (96906)	EA	1	*	*	+	*	*	*	1	*	49	23
X20		GROUP 18-VALVES VALVE, BALL (SEE FIG. 34) 815R 400912)	EA	1										
X1		SCREW, CAP, SOCKET: HANDLE MTG 65038 (00912)	EA	1									50	1
X1		SCREW, CAP, SOCKET: HANDLE MTG 67028 (00912)	EA	3									50	1
X1		WASHER, FLAT:HANDLE MTG 84017 (00912)	EA	3									50	2
X1		HANDLE: VALVE OPERATING 81504102 (00912)	EA	3									50	3
X1		BEARING, TRUNNIONEA 27301405 (00912)		3									50	4
X1		BODY, VALVE 81501001 (009121)	EA	3									50	5
X1		PACKING, PREFORMED: TRUNNION 57034 I009121	EA	3									50	6
X1		PLUG, PIPE: VALVE BODY 44009 (00912)	EA	9									50	7
X1		PACKING, PREFORMED: TRUNNION 57041 400912)	EA	3									50	8
X1		HOUSING, SEAT 27304501 (00912)	EA	3									50	9

(1) SMR CODE	(2) FEDERAL STOCK NUMBER	(3) DESCRIPTION USABLE ON CODE REF. NUMBER & MFR CODE	(4) UNIT OF MEAS	(5) QTY INC IN UNIT	(6) 30 DAY DS MAINT ALLOWANCE			(7) 30 DAY DS MAINT ALLOWANCE			(8) 1-YR ALW PER 100 EQUIP CNTGY	(9) DEPOT MAINT ALW PER 100 EQUIP	(10) ILLUS- TRATION	
					(A)	(B)	(C)	(A)	(B)	(C)			(A)	(B)
					1-20	21-50	51-100	1-20	21-50	51-100			FIG. NO.	ITEM NO.
X1		ADAPTER 27300102 (00912))	EA	3									50	10
X1		BALL, VALVE 27300404 (00912)	EA	3									50	11
X1		PACKING, PREFORMED: HOUSING SEAT 57043 (00912)	EA	3									50	12
X1		SCREW, CAP, HEXAGON: ADAPTER MTG 61015 (00912)	EA	12									50	13
X1		PACKING, PREFORMED: HOUSING SEAT 57044 100912)	EA	3									50	14
X1		PACKING, PREFORMED: TRUNNION 57042 (00912)	EA	3									50	15
X1		TRUNNION: BALL RETAINING 27308801 (00912)	EA	3									50	16
X1		TRUNNION, THREADED: 73007 (00912)	BALL	EA	3								50	16
X1		SCREW, CAP, SOCKET: TRUNNION BEARING MTG 65013 100912)	EA	12									50	17
X1		RING, SEAT RETAINING 27306601 (00912)	EA	3									50	18
X1		SEAT: BALL 69074 (00912)	EA	3									50	19
X1		SCREW, CAP SOCKET: HANDLE STOP 67029 (00912)	EA	1									50	20
X1		SCREW CAP, SOCKET: HANDLE STOP 65027 (00912)	EA	3									50	20
X20		VALVE, BALL:WATER TANK TO PUMP SUCTION LINE (SEE FIG. 36) 820R (00912)	EA	1										
X1		WASHER, FLAT:HANDLE NTG 84004 100912)	EA	1									50	21
X1		HANDLE: VALVE OPERATING 82004101 (00912)	EA	1									50	22
X1		BEARING, TRUNNIONEA 82001401 (00912)		1									50	23
X1		PACKING, PREFORMED: TRUNNION BEARING 57010 (00912)	EA	1									50	24
X1		BODY, VALVE 82001001 (00912)	EA	1									50	25
X1		PLUG, PIPE: BODY 44011 (00912)	EA	3									50	26
X1		PACKING, PREFORMED TRUNNION 57008 (00912)	EA	1									50	27
X1		TRUNNION: BALL 82008801 (00912)	EA	1									50	28
X1		HOUSING, SEAT 87004501 (00912)	EA	1									50	29

(1) SMR CODE	(2) FEDERAL STOCK NUMBER	(3) DESCRIPTION USABLE ON CODE REF. NUMBER & MFR CODE	(4) UNIT OF MEAS	(5) QTY INC IN UNIT	(6) 30 DAY DS MAINT ALLOWANCE			(7) 30 DAY DS MAINT ALLOWANCE			(8) 1-YR ALW PER 100 EQUIP CNTGY	(9) DEPOT MAINT ALW PER 100 EQUIP	(10) ILLUS- TRATION	
					(A)	(B)	(C)	(A)	(B)	(C)			(A)	(B)
					1-20	21-50	51-100	1-20	21-50	51-100			FIG. NO.	ITEM NO.
X1		PACKING, PREFORMED: HOUSING 57046 (009121)	EA	1									50	30
X1		SCREW, CAP. HEXAGON: ADAPTER MTG 61016 (009121)	EA	4									50	31
X1		ADAPTER: HOUSING 82000101 (00912)	EA	1									50	32
X1		PACKING, PREFORMED: HOUSING SEAT 57045 (00912)	EA	1									50	33
X1		PACKING, PREFORMED: THREADED TRUNNION 57022 (009121)	EA	1									50	34
X1		TRUNNION. THREADED: BALL 73013 (00912)	EA	1									50	35
X1		SCREW, CAP, SOCKET: BEARING MTG 65016 (00912)	EA	4									50	36
X1		BALL, VALVE 82000401 100912)	EA	1									50	37
X1		RING, SEAT RETAINING 82006601 (00912)	EA	1									50	38
X1		SEAT: BALL 69077 (00912)	EA	1									50	39
X20		VALVE, ORAIN (SEE FIG. 55) 60898 179218)	EA	1										
X1		RING. QUAD: BODY VL409 (792181)	EA	1									51	1
P 0		4T30-424-5871 ADAPTER, PIPE TO TUBE: DRAIN VALVE, ¼ IN. NPT, ¼ IN. TUBE	EA	5	REF	REF	REF	REF	REF	REF	REF	REF	51	2
X20	4730-231-2010	ELBOW. PIPE TO TUBE: DRAIN VALVE* ¼ IN. NPT. ¼ IN. TUBE	EA	3									51	3
X20		ELBOW, PIPE TO TUBE: DRAIN VALVE. ¼ IN. NPT, 3/8 IN. TUBE	EA	1									51	4
X20		EXTENSION: DRAIN VALVE 444000 (24617)	EA	1									51	5
X1		BODY, VALVE 60895 (79218)	EA	1									51	6
X1		PACKING, PREFORMED: PLUNGER W3712-3 (79218)	EA	1									51	7
X1		PLUNGER, PISTON 50805 (79218)	EA	1									51	8
X1		STEM. PLUNGER 50804 1792181	EA	1									51	9
X20		PIN. ROLL: STEM 02-64-06 (26840)	EA	1									51	10
X1		KNOB. STEM 5958 (79218)	EA	1									51	11
X1		SCREW. MACHINE: VALVE TO BRACKET W9525-5-8SS (79218)	EA	2									51	12

(1) SMR CODE	(2) FEDERAL STOCK NUMBER	(3) DESCRIPTION USABLE ON CODE REF. NUMBER & MFR CODE	(4) UNIT OF MEAS	(5) QTY INC IN UNIT	(6) 30 DAY DS MAINT ALLOWANCE			(7) 30 DAY DS MAINT ALLOWANCE			(8) 1-YR ALW PER 100 EQUIP CNTGY	(9) DEPOT MAINT ALW PER 100 EQUIP	(10) ILLUS- TRATION	
					(A)	(B)	(C)	(A)	(B)	(C)			(A)	(B)
					1-20	21-50	51-100	1-20	21-50	51-100			FIG. NO.	ITEM NO.
P O	5310-010-3319	WASHER, LOCK:STOP PLATE MTG	EA	2	REF	REF	REF	REF	REF	REF	REF	REF	51	13
X20		PLATE, STOP: PLUNGER OV708 (26840)	EA	1									51	14
X20		BRACKET: VALVE MTG STEEL, 1/8 IN. THK, 1-3/4 IN. WIDE, 4-1/2 IN. LG 43-01575 (63734)	EA	1									51	15
P O	5310-655-9582	NUT, PLAIN, HEXAGON: VALVE MTG	EA	2	REF	REF	REF	REF	REF	REF	REF	REF	51	16
P O	5305-068-0505	SCREW, CAP, HEXAGON HEAD: VALVE MTG	EA	2	*	*	*	*	*	*	1	*	51	17
X20		VALVE, CONTROL:RELIEF (SEE FIG. 5) QLCVA (26840)	EA	1										
X2F		PIN, LOCK:HANDWHEEL OL114 (26840)	EA	1									52	1
X2F		COVER, THREADS: RELIEF VALVE OL7590 126840)	EA	1									52	2
X2F		SCREW, ADJUSTING OL731 (26840)	EA	1									52	3
X2F		PLATE, GRADUATE: RELIEF VALVE OL758 (26840)	EA	1									52	4
P F	5340-822-4710	PIN, NUT RETAINING OL68 (26840)	EA	4	*	*	*	*	*	*	1	*	52	5
X2F		CLIP, INDICATOR QL757 (26840)	EA	1	1								52	6
X2F		INDICATOR: SIGHT GLASS QL6900 (26840)	EA	1									52	7
X2F		NUT, ADJUSTING OLG672D (26840)	EA	1	1								52	8
X2F		STOP, ADJUSTING WHEEL OL722D (26840)	EA	1									52	9
X2F		SCREW, TAPPING: STOP MTG	EA	2									52	10
P F	5305-151-1321	SCREW, MACHINE:HANOWHEEL MS35198-i2 (96906)	EA	4	*	*	*	*	*	*	1	*	52	11
X2F		BEARING, BALL: RELIEF VALVE 5870 (26840)	EA	1									52	12
X2F		RETAINER. SPRING GAS712 (26840)	EA	1									52	13
P F	5340-445-7723	SPRING, HELICAL QL694 (26840)	EA	1	*	*	*	*	*	*	1	*	52	14
X2F		RING, RETAINER QL716 (26840)	EA	1									52	15
X2F		RETAINER, SPRING QL711D (26840)	EA	1									52	16
X2F		RING, STOP QL710 (26840)	EA	1									52	17
P F	5330-584-0263	GASKET: BONNET TO BODY MS28775-218 (96906)	EA	1	*	*	1	*	*	1	10	10	52	18

(1) SMR CODE	(2) FEDERAL STOCK NUMBER	(3) DESCRIPTION USABLE ON CODE REF. NUMBER & MFR CODE	(4) UNIT OF MEAS	(5) QTY INC IN UNIT	(6) 30 DAY DS MAINT ALLOWANCE			(7) 30 DAY DS MAINT ALLOWANCE			(8) 1-YR ALW PER 100 EQUIP CNTGY	(9) DEPOT MAINT ALW PER 100 EQUIP	(10) ILLUS- TRATION	
					(A)	(B)	(C)	(A)	(B)	(C)			(A)	(B)
					1-20	21-50	51-100	1-20	21-50	51-100			FIG. NO.	ITEM NO.
X2F		BONNET, VALVE 0L713 (26840)	EA	1									52	19
P F	5306-051-4078	BOLT, MACHINE: VALVE BONNET MTG MS90727-36 (96906)	EA	4	*	*	*	*	*	*	1	*	52	20
X2F		ADAPTER, TUBE 431497 (00000)	EA	1									52	21
X2F		PLATE, MOUNTING:RELIEF VALVE QL1738P (26840)	EA	1									52	22
XZF		ELBOW. TUBE:VALVE TO PUMP LINE W69-6 (79470)	EA	2									52	23
X2F		TUBE, DRAIN:CONTROL VALVE QL730 (26840)	EA	1									52	24
X2F		VALVE, RELIEF QL687 (26840)	EA	1									52	25
X2F		BODY, VALVE QL704 (26840)	EA	1									52	26
X2F		BODY ASSEMBLY:VALVE OLG704 (26840)	EA	1									52	27
X2F		HANDLE, WHEEL: RELIEF VALVE QL157 (26840)	EA	1									52	28
X2F		WHEEL, ADJUSTING: RELIEF VALVE QL697 1268401	EA	1									52	28
X20		PLATE, INSTRUCTION QL737 (26840)	EA	1	1									
X2F		WHEEL ASSEMBLY QLG697 (26840)	EA	1										
P F	5305-988-1724	SCREW. MACHINE:VALVE MTG MS35206-280 (96906)	EA	8	REF	REF	REF	REF	REF	REF	REF	REF	52	29
P F	5310-939-2655	NUT, PLAIN, HEXAGON: VALVE MTG MS51972-2 196906)	EA	8	*	*	*	*	*	*	1	*	52	30
P F	5306-225-9084	BOLT, MACHINE:CONTROL VALVE MTG MS90726-29 (96906)	EA	4	*	*	*	*	*	*	1	*	52	31
P 0	4320-906-6520	VALVE ASSEMBLY, PRIMER (SEE FIG. 56)	EA	1										
P F	5305-990-6444	SCREW* MACHINE:SWITCH MTG MS35207-261 (96906)	EA	2	REF	REF	REF	REF	REF	REF	REF	REF	53	1
X2F		WASHER, LOCK:SWITCH MTG MS35333-22 (969061)	EA	2									53	2
P F	5930-907-9208	SWITCH. VALVE PV763 (26840)	EA	1	*	*	*	*	*	*	3	2	53	3
X2F		BODY, VALVE PV326D (26840)	EA	1									53	4
P F	5310-584-5007	NUT, JAM: ROD END MS35691-605 (96906)	EA	1	REF	REF	REF	REF	REF	REF	REF	REF	53	5
X2F		END, ROD PV198 (26840)	EA	1									53	6
X2F		RING, SEAL M528775-113 (96906)	EA	1									53	7

(1) SMR CODE	(2) FEDERAL STOCK NUMBER	(3) DESCRIPTION USABLE ON CODE REF. NUMBER & MFR CODE	(4) UNIT OF MEAS	(5) QTY INC IN UNIT	(6) 30 DAY DS MAINT ALLOWANCE			(7) 30 DAY DS MAINT ALLOWANCE			(8) 1-YR ALW PER 100 EQUIP CNTGY	(9) DEPOT MAINT ALW PER 100 EQUIP	(10) ILLUS- TRATION	
					(A)	(B)	(C)	(A)	(B)	(C)			(A)	(B)
					1-20	21-50	51-100	1-20	21-50	51-100			FIG. NO.	ITEM NO.
X2F		SPRING: PISTON RETURN ZMQ721 (26840)	EA	1									53	8
X2F		RING, SEAL MS28775-116 (96906)	EA	1									53	9
X2F		RING, PISTON SEAL 40-4N100 (268401)	EA	1									53	10
X1		PISTON PV673 (26840)	EA	1									53	11
X2F		PISTON ASSEMBLY PVG673D (26840)	EA	1										
X2F		VALVE ASSEMBLY, RELIEF ISEE FIG. 41) GSARVA (26840)	EA	1										
X2F		VALVE, RELIEF GS682 (268401)	EA	1									54	1
P F	4320-902-4772	SEAT, RELIEF VALVE GS724 (26840)	EA	1	*	*	*	*	*	*	3	2	54	2
X2F		BODY, RELIEF VALVE GSA670 (26840)	EA	1									54	3
X2F		ELBOW. TUBE:RELIEF VALVE LINES W69-6 179470)	EA	2									54	4
X2F		SCREEN, RELIEF VALVE ZS695 (26840)	EA	1									54	5
P F	5305-285-3890	SCREW. CAP, HEXAGON HEAD: BONNET MTG MS35304-85 (96906)	EA	4	REF	REF	REF	REF	REF	REF	REF	REF	54	6
P F	5305-285-3890	SCREW, CAP, HEXAGON HEAD: PISTON HEAD COVER MS35304-85 (96906)	EA	4	REF	REF	REF	REF	REF	REF	REF	REF	54	6
P F	5310-262-8353	WASHER. FLAT:BONNET MTG F396 (26840)	EA	4	*	*	*	*	*	*	1	*	54	7
P F	5310-262-8353	WASHER. FLAT:PISTON HEAD COVER MTG F396 (26840)	EA	4	REF	REF	REF	REF	REF	REF	REF	REF	54	7
X2F		COVER, PISTON HEAD GSA671 (26840)	EA	1									54	8
P F	4320-901-2152	GASKET:PISTON HEAD COVER 5702 (26840)	EA	2	*	1	2	*	1	2	20	19	54	9
X2F		PISTON, RELIEF VALVE GS673D (26840)	EA	1									54	10
P F	5330-292-0578	PACKING, PREFORMED MS28775-34 (96906)	EA	1	*	*	1	*	*	1	10	5	54	11
P F	4320-732-7539	SPRING HELICAL, COMPRESSION: MAIN VALVE GS721 (26840)	EA	1	*	*	*	*	*	*	4	5	54	12
P F	5330-901-2151	GASKET: BONNET S701 (26840)	EA	2	*	1	2	*	1	Z	20	19	54	13
X2F		BONNET, RELIEF VALVE GS677 (26840)	EA	1									54	14

(1) SMR CODE	(2) FEDERAL STOCK NUMBER	(3) DESCRIPTION USABLE ON CODE REF. NUMBER & MFR CODE	(4) UNIT OF MEAS	(5) QTY INC IN UNIT	(6) 30 DAY DS MAINT ALLOWANCE			(7) 30 DAY DS MAINT ALLOWANCE			(8) 1-YR ALW PER 100 EQUIP CNTGY	(9) DEPOT MAINT ALW PER 100 EQUIP	(10) ILLUS- TRATION	
					(A)	(B)	(C)	(A)	(B)	(C)			(A)	(B)
					1-20	21-50	51-100	1-20	21-50	51-100			FIG. NO.	ITEM NO.
		GROUP 19-LINES AND FITTINGS												
X20	4730-277-8273	ELBOW, PIPE TO TUBE: STEADY GAGE LINE TO TEE, 1/8-27 PIPE THD, ¼ TUBE, 7/16-20 THD	EA	1									55	1
X20		WASHER, FLAT: VALVE STEM PLASTIC, NONMETALLIC, ½ IN. I10, ¼ IN. OD, 1/32 IN. THK 9904946PB t63734!	EA	1									55	2
X20		VALVE# GAGE: DRAIN 388CP I303271	EA	1									55	3
P 0	4730-278-4323	ADAPTER, PIPE TO TUBE: TEE TO GAGE LINE, 1/8-27 PIPE, ¼ IN. TUBE, 7/16-20 THD	EA	1	*	*	*	*	*	*	1	*	55	4
M O		TUBE, COPPER: GAGE STEADY VALVE TO TEE MANUFACTURE FROM: NUT, TUBE FLARED: ¼ IN., 2 EA FSN 4730-014-2432 TUBE, COPPER, 35 IN. REQUIRED FSN 4710-277-5525	EA	1									55	5
X20		TEE, TUBE UNION: GAGE LINE	EA	1									55	6
M O		TUBE, COPPER: PUMP DISCHARGE TO TEE MANUFACTURE FROM: NUT, TUBE FLARED: ¼ IN., 2 EA FSN 4730-014-2438 TUBE, COPPER, 26 IN. REQUIRED FSN 4710-277-5525	EA	1									55	7
M O		TUBE, COPPER: TEE TO DRAIN VALVE MANUFACTURE FROM: NUT, TUBE FLARED: ¼ IN., 2 EA FSN 4730-014-2432 TUBE, COPPER, 22 IN. REQUIRED FSN 4710-277-5525	EA	1									55	8
X20		UNION, COPPER: RELIEF VALVE LINE, ¼ IN. TUBE	EA	1									55	9
M O		TUBE, COPPER: RELIEF VALVE CONTROL TO UNION MANUFACTURE FROM: NUT, TUBE COUPLING, 1 EA 61F3-8 (30327) FSN 4730-287-1537 NUT, TUBE, FLARED, t EA FSN 4730-278-8825	EA	1									55	10

(1) SMR CODE	(2) FEDERAL STOCK NUMBER	(3) DESCRIPTION USABLE ON CODE REF. NUMBER & MFR CODE	(4) UNIT OF MEAS	(5) QTY INC IN UNIT	(6) 30 DAY DS MAINT ALLOWANCE			(7) 30 DAY DS MAINT ALLOWANCE			(8) 1-YR ALW PER 100 EQUIP CNTGY	(9) DEPOT MAINT ALW PER 100 EQUIP	(10) ILLUS- TRATION	
					(A)	(B)	(C)	(A)	(B)	(C)			(A)	(B)
					1-20	21-50	51-100	1-20	21-50	51-100			FIG. NO.	ITEM NO.
M 0		SLEEVE, COMPRESSION, 1 EA 60F3-8 1303271 FSN 4730-278-8765 TUBE, COPPER, 19 IN. REQUIRED FSN 4710-277-5527	EA	1										
M 0		TUBE, COPPER:GLOBE VALVE TO DRAIN VALVE MANUFACTURE FROM: NUT, TUBE, FLARED: ¼ IN 2 EA FSN 4730-014-2432 TUBE, COPPER, 4 FT. REQUIRED FSN 4710-277-5525	EA	1									55	11
M 0		TUBE, COPPER:RELIEF VALVE SUCTION TO CONTROL VALVE MANUFACTURE FROM: NUT, TUBE COUPLING, 2 EA 61F3-8 (30327) FSN 4730-287-1537 SLEEVE, COMPRESSION, 2 EA 60F3-8 (30327) FSN 4730-278-8765 TUBE, COPPER, 24 IN. REQUIRED FSN 4710-277-5527	EA	1									55	12
M 0		TUBE, COPPER:DRAIN LINE MANUFACTURE FROM: NUT, TUBE, FLARED: ¼ IN., 2 EA FSN 4730-014-2432 TUBE, COPPER, 30 IN. REQUIRED FSN 4710-277-5527	EA	1									55	13
M 0		TUBE, COPPER:HEAT EXCHANGER TEE TO DRAIN VALVE MANUFACTURE FROM: NUT, TUBE, FLARED: ¼ IN 2 EA FSN 4730-014-2432 TUBE, COPPER, 36 IN. REQUIRED FSN 4710-277-5525	EA	1									55	14
M 0		TUBE, COPPER:HEAT EXCHANGER MANUFACTURE FROM: NUT, TUBE, FLARED: ¼ IN., 2 EA FSN 4730-014-2432 TUBE, COPPER, 33 IN. REQUIRED FSN 4710-277-5525	EA	1									55	15
X20		VALVE, DRAIN (SEE FIGURE 51 FOR BREAKDOWN) 60898 179218)	EA	1									55	16

(1) SMR CODE	(2) FEDERAL STOCK NUMBER	(3) DESCRIPTION USABLE ON CODE REF. NUMBER & MFR CODE	(4) UNIT OF MEAS	(5) QTY INC IN UNIT	(6) 30 DAY DS MAINT ALLOWANCE			(7) 30 DAY DS MAINT ALLOWANCE			(8) 1-YR ALW PER 100 EQUIP CNTGY	(9) DEPOT MAINT ALW PER 100 EQUIP	(10) ILLUS- TRATION	
					(A)	(B)	(C)	(A)	(B)	(C)			(A)	(B)
					1-20	21-50	51-100	1-20	21-50	51-100			FIG. NO.	ITEM NO.
M 0		TUBE, COPPER:RELIEF VALVE DISCHARGE TO CONTROL VALVE MANUFACTURE FROM: NUT, TUBE COUPLING, 2 EA FSN 4730-287-1537 SLEEVE, COMPRESSION, 2 EA 60F3-8 (30327) FSN 4730-278-8765 TUBE, COPPER, 32 IN. REQUIRED FSN 4710-277-5527	EA	1									55	17
M 0		TUBE, COPPER:PUMP DRAIN MANUFACTURE FROM: NUT, TUBE, FLARED: ¼ IN., 2 EA FSN 4730-014-2438 TUBE, COPPER, 31 IN. REQUIRED FSN 4710-277-5525	EA	1									55	18
M 0		TUBE, COPPER:ADAPTER TO DRAIN VALVE MANUFACTURE FROM: NUT, TUBE, FLARED: ¼ IN., 2 EA FSN 4730-014-2432 TUBE, COPPER, 9 ½ IN. REQUIRED FSN 4710-277-5525	EA	1									55	19
X20		UNION, TUBE: DRAIN TUBE 642FI-4 (30327)	EA	1									55	20
M 0		TUBE, COPPER:GLOBE VALVE DRAIN TO ADAPTER MANUFACTURE FROM: NUT, TUBE FLARED: ¼ IN., 2 EA FSN 4730-014-2432 TUBE, COPPER, 33 IN. REQUIRED FSN 4710-277-5525	EA	1									55	21
M 0		TUBE, COPPER:UNION TO DRAIN VALVE MANUFACTURE FROM: NUT, TUBE, FLARED, 2 EA FSN 4730-278-8825 TUBE, COPPER, 12 ½ IN. REQUIRED FSN 4710-277-5527	EA	1									55	22
M 0		TUBE, COPPER:PUMP PIPING DRAIN MANUFACTURE FROM: NUT, TUBE, FLARED: ¼ IN., 2 EA FSN 4730-014-2432 TUBE, COPPER, 3 FT, 4 IN. REQUIRED FSN 4710-277-5525	EA	1									55	23

(1) SMR CODE	(2) FEDERAL STOCK NUMBER	(3) DESCRIPTION USABLE ON CODE REF. NUMBER & MFR CODE	(4) UNIT OF MEAS	(5) QTY INC IN UNIT	(6) 30 DAY DS MAINT ALLOWANCE			(7) 30 DAY DS MAINT ALLOWANCE			(8) 1-YR ALW PER 100 EQUIP CNTGY	(9) DEPOT MAINT ALW PER 100 EQUIP	(10) ILLUS- TRATION	
					(A)	(B)	(C)	(A)	(B)	(C)			(A)	(B)
					1-20	21-50	51-100	1-20	21-50	51-100			FIG. NO.	ITEM NO.
P 0	5315-013-7180	PIN, COTTER:VALVE STEM MTG	EA	1	*	*	*	*	*	*	1	*	56	1
P 0	5310-012-0388	WASHER, FLAT:CONTROL ROD	EA	1	*	*	*	*	*	*	1	*	56	2
X20		STEM ASSEMBLY:PRIMING MOTOR VALVE OPERATING GSALG325 126840)	EA	1										
X20		STEM VALVE:TO CONTROL PANEL GSAL325 (26840)	EA	1									56	3
P 0	4730-188-1893	NIPPLE, PIPE:PRIMER VALVE, ¾ IN. NPT, 2 IN. LG	EA	1	REF	REF	REF	REF	REF	REF	REF	REF	56	4
P 0	4320-906-6520	VALVE ASSEMBLY, PRIMER (SEE FIGURE 53 FOR BREAKDOWN) 480B (26840)	EA	1	REF	REF	REF	REF	REF	REF	REF	REF	56	5
X20		ELBOW, PIPE, STREET: VALVE TO PUMP# ¾ IN. NPT	EA	2									56	6
P 0		4730-187-8765 NIPPLE, PIPE: VALVE TO PUMP, ¾ IN. NPT, 4 IN. LG	EA	1	*	*	*	*	*	*	1	*	56	7
X20		ELBOW. PIPE:PUMP TO VALVE, ¾ IN. NPT	EA	1									56	8
P 0	4730-196-1497	WWP52ITYPE2 (81348) NIPPLE, PIPE:PUMP TO VALVE, ¾ IN. NPT, 2 ½ IN. LG	EA	1	*								56	9
X20		BUSHING, PIPE: PUMP TO VALVE, ¾ IN. NPT, TO 1 IN. NPT	EA	1									56	10
P 0	4710-277-5529	128003 (000000) TUBE, COPPER:PUMP TO DRAIN LINES ½ IN. TUBE, 29 IN. LG	FT	1	*	*	*	*	*	*	5	5	56	11
X20	4730-221-2010	ELBOW, PIPE TO TUBE: PRIMER DRAIN LINE ¾ IN. NPT TO ¾ IN. TUBE	EA	2									56	12
X20	4730-193-0869	BUSHING, PIPE:PUMP DRAIN, ¾ IN. NPT, 3/8 IN. NPT	EA	5									56	13
P 0	5310-530-7437	NUT, PLAIN, HEXAGON: VALVE MTG	EA	1	REF	REF	REF	REF	REF	REF	REF	REF	56	14
P 0	4730-707-6635	ADAPTER, PIPE TO TEE: PRIMER PUMP DRAIN LINE, 3/8 IN. NPT, ½ IN. TUBE	EA	1	*	*	*	*	*	*	1	*	56	15
X20		TEE ASSEMBLY:PRIMER DRAIN LINE	EA	1									56	16
X20		44-00131 (63734) NIPPLE, CLOSE:PRIMER DRAIN LINES	EA	1									56	17
X20		WWP406CLASS2 (81348) VALVE. GLOBE:PRIMER DRAIN LINE FIG134 (33216)	EA	1									56	18

(1) SMR CODE	(2) FEDERAL STOCK NUMBER	(3) DESCRIPTION USABLE ON CODE REF. NUMBER & MFR CODE	(4) UNIT OF MEAS	(5) QTY INC IN UNIT	(6) 30 DAY DS MAINT ALLOWANCE			(7) 30 DAY DS MAINT ALLOWANCE			(8) 1-YR ALW PER 100 EQUIP CNTGY	(9) DEPOT MAINT ALW PER 100 EQUIP	(10) ILLUS- TRATION	
					(A)	(B)	(C)	(A)	(B)	(C)			(A)	(B)
					1-20	21-50	51-100	1-20	21-50	51-100			FIG. NO.	ITEM NO.
X20		ELBOW, PIPE TO TUBE: PUMP TO DRAIN LINES, 3/8 IN. NPT, 1/2 IN. TUBE	EA	3									56	19
P 0	4730-228-0826	NUT, TUBE, FLARE:PUMP TO DRAIN LINES MS35872-4 (96906)	EA	1	*	*	*	*	*	*	1	*	56	20
P 0	4730-203-2433	TEE, PIPE: PUMP TO DRAIN LINES 3/8 IN. NPT	EA	2	*	*	*	*	*	*	1	*	56	21
P 0	4730-188-1857	NIPPLE, PIPE: PUMP DRAIN, 1/4 IN. NPT, 3 IN. LG	EA	2	*	*	*	*	*	*	1	*	56	22
P 0	4730-288-8572	PLUG, PIPE: PUMP DRAIN LINE, 1/4 IN. NPT	EA	1	*	*	*	*	*	*	1	*	56	23
X2F		GROUP 20-HEATERS SPACER, CORE: ENDS HV20754 (73112) A	EA	2			SEE	KIT, P/N	28-01162				57	1
X2F		SPACER, CORE TOP AND BOTTOM GV20703 (73112) A	EA	2			SEE	KIT, P/N	28-01162				57	2
X10		CORE HEATER HV20703 (73112) A	EA	1			SEE	KIT, P/N	28-01162				57	3
P 0	5930-955-9444	SWITCH, PUSH PULL:W/O KNOB HV19768 (73112) A	EA	2	*	*	*	*	*	*	1	*	57	4
X20		KNOB, SWITCH: HEATER HV20565 173112) A	EA	1			SEE	KIT, P/N	28-01162				57	5
X20		KNOB, SWITCH: DEFROSTER HV20564 (73112) A	EA	1			SEE	KIT, P/N	28-01162				57	6
P F	5310-696-5172	NUT, ASSEMBLED WASHER 271166 (21450) A	EA	2	*	*	*	*	*	1	*		57	7
P F	5305-855-0957	SCREW, TAPPING, THREAD CUTTING MS24629-46 (96906) A	EA	4	*	*	*	*	*	*	1	*	57	8
P F	5310-080-9786	WASHER, LOCK MS45904-60 (96906) A	EA	7	**	*	*	*	1	*	57	9		
P 0	5910-974-0372	CAPACITOR A507SO58GI 46522)A	EA	1	*	*	*	*	*	*	1	*	57	10
P F	5305-989-9819	SCREW, ASSEMBLED WASHER MS24667-23 (96906) A	EA	2	*	*	*	*	*	*	1	*	57	11
X20		CONNECTOR HV20658 173112) A	EA	1			SEE	KIT, P/N	28-01162				57	12
X20		LEAD, ELECTRICAL HV205466 (73112) A	EA	1			SEE	KIT, P/N	28-01162				57	13
X20		GROMMET HV4108 (21102) A	EA	1			SEE	KIT, P/N	28-01162				57	14
X2F		PANEL, TOP HV20670 (73112) A	EA	1			SEE	KIT, P/N	28-01162				57	15
P 0		SETSCREW MS51964-65 (96906) A	EA	1	*	*	*	*	*	*	1	*	57	16
P F	5305-042-4333	SCREW, ASSEMBLED WASHER 424333 (00000) A	EA	4	*	*	*	*	*	*	1	*	57	17

(1) SMR CODE	(2) FEDERAL STOCK NUMBER	(3) DESCRIPTION USABLE ON CODE REF. NUMBER & MFR CODE	(4) UNIT OF MEAS	(5) QTY INC IN UNIT	(6) 30 DAY DS MAINT ALLOWANCE			(7) 30 DAY DS MAINT ALLOWANCE			(8) 1-YR ALW PER 100 EQUIP CNTGY	(9) DEPOT MAINT ALW PER 100 EQUIP	(10) ILLUS- TRATION	
					(A)	(B)	(C)	(A)	(B)	(C)			(A)	(B)
					1-20	21-50	51-100	1-20	21-50	51-100			FIG. NO.	ITEM NO.
X20		LEAD, ELECTRICAL HV205538 (73112) A	EA	1			SEE	KIT, P/N	28-01162			57	18	
P F 186491 (21450)	5306-018-6491	SCREW ASSEMBLY A	EA	2	*	*	*	*	*	*	1	*	57	19
P F	5310-012-0622	NUT, ASSEMBLED WASHER MS35649-82 (96906) A	EA	2	REF	REF	REF	REF	REF	REF	REF	REF	57	20
P F	5310-809-8544	WASHER, FLAT MS27183-7 (96906) A	EA	2	*	*	*	*	*	*	1	*	57	21
X20		BRACKET: MOTOR MTG HV18966 (73112)	EA	1			SEE	KIT, P/N	28-01162			57	22	
X20		COVER ASSEMBLY, FRONT HV209548 (73112) A	EA	1			SEE	KIT, P/N	28-01162			57	23	
P 0	4140-784-2469	FAN HV16339 (21102) A	EA	1	*	*	*	*	*	*	1	*	57	24
P 0	6105-933-5372	MOTOR, DC HV19767 (73112) A	EA	1	*	*	*	*	*	*	1	*	57	25
X2F		NUT, STAMPED SP6017 (73112) A	EA	18			SEE	KIT, P/N	28-01162			57	26	
X2F		SCREW SPI868 (73112) A	EA	18			SEE	KIT, P/N	28-01162			57	27	
X20		SPACER HV18289 (73112) A	EA	3			SEE	KIT, P/N	28-01162			57	28	
X20		NUT, STAMPED SP6017 (73112) A	EA	4			SEE	KIT, P/N	28-01162			57	29	
P 0	2540-394-3111	GASKET: MOTOR MTG HV16851 t21102) A	EA	1	*	*	*	*	*	*	1	*	57	30
X20		LEAD, ELECTRICAL HV205539 (73112) A	EA	1			SEE	KIT, P/N	28-01162			57	31	
X20		SCREW, CAP, HEXAGON HEAD SP1868 (73112) A	EA	4			SEE	KIT, P/N	28-01162			57	32	
P 0	5305-984-6211	SCREW MS35206-264 (96906) A	EA	3	*	*	*	*	*	*	1	*	57	33
X20		WHEEL, BLOWER HV20331 (73112) A	EA	1			SEE	KIT, P/N	28-01162			57	34	
XIO		HOUSING, BLOWER HV209560 (73112) A	EA	1			SEE	KIT, P/N	28-01162			57	35	
X20		DEFROSTER, Y HV23130 173112) A	EA	1			SEE	KIT, P/N	28-01162			57	36	
P 0	5330-933-5185	GASKET: BLOWER HOUSING HV20481 (73112) A	EA	1	*	*	*	*	*	*	1	*	57	37
XI1		HOUSING, HEATER HV220027 (73112) A	EA	1			SEE	KIT, P/N	28-01162			57	38	
X20		BLOCK, SHUTTER HV25014 (73112) A	EA	1			SEE	KIT, P/N	28-01162			57	39	
P 0	5305-855-8006	SCREW, SELF-TAPPING MS24629-11 (96906) A	EA	8	*	*	*	*	*	*	1	*	58	1
P 0	5935-222-9828	SOCKET: SHIELD TYPE A729-59231GI (46522)A	EA	2	*	*	*	*	*	*	1	*	58	2
P 0	5945-446-7211	RELAY: TIME, PREHEAT, 24 V B661-50234G3 (46522)A	EA	2	*	**	*	*	*	*	1	*	58	3
X20		SHIELD: RELAY A50244G1 146522) A	EA	2			SEE	KIT, P/N	28-01162			58	4	

(1) SMR CODE	(2) FEDERAL STOCK NUMBER	(3) DESCRIPTION USABLE ON CODE REF. NUMBER & MFR CODE	(4) UNIT OF MEAS	(5) QTY INC IN UNIT	(6) 30 DAY DS MAINT ALLOWANCE			(7) 30 DAY DS MAINT ALLOWANCE			(8) 1-YR ALW PER 100 EQUIP CNTGY	(9) DEPOT MAINT ALW PER 100 EQUIP	(10) ILLUS- TRATION	
					(A)	(B)	(C)	(A)	(B)	(C)			(A)	(B)
					1-20	21-50	51-100	1-20	21-50	51-100			FIG. NO.	ITEM NO.
P 0	5305-206-1288	SCREW, MACHINE MS35214-27 (96906) A	EA	4	*	*	*	*	*	*	1	*	58	5
X20		TERMINAL BLOCK A807-50238GI (46522)A	EA	1			SEE	KIT, P/N	28-01162				58	6
P 0	5905-779-6005	RESISTOR ASSEMBLY: 24 V, ONLY AS0920G1 146522) A	EA	1	*	*	*	*	*	*	1	*	58	7
P 0	5310-808-9719	NUT, ACORN A5071461 (46522) A	EA	1	*	*	*	*	*	*	1	*	58	8
P 0	2920-706-7499	RELAY: POWER, 24 V 8661-50232615 (46522)A	EA	1	*	*	*	*	*	*	1	*	58	9
P 0	5935-850-8062	SOCKET A729--5029G062 (46522)A	EA	1	*	*	*	*	*	*	1	*	58	10
X20		SPACER A50551GI (46522) A	EA	2			SEE	KIT, P/N	28-01162				58	11
X20		BASE: RELAY MTG 8140-5086661-2 (46522) A	EA	1			SEE	KIT, P/N	28-01162				58	12
P 0	5310-081-8087	NUT, PLAIN, HEXAGON MS21044N06 (96906) A	EA	4	*	*	*	*	*	*	1	*	58	13
X20		SHEILD: COIL A223-5203261-1 (46522) A	EA	1			SEE	KIT, P/N	28-01162				58	14
X20		CLAMP: COIL MTG A249-50210G1 (46522)	EA	1			SEE	KIT, PIN	28-01162				58	15
X20		TEE, ADAPTER A804-19494G1 (46522) A	EA	1			SEE	KIT, P/N	28-01162				58	16
X20		ELBOW, STREET A363-1522 (46522) A	EA	1			SEE	KIT, P/N	28-01162				58	17
P 0	4930-832-2870	VALVE ASSEMBLY, REGULATOR: 24 V C851-5095663 (46522)A	EA	1	*	*	1	*					58	18
X20		BASE ASSEMBLY:CONTROL HEAD C140-50822G2-2 (46522) A	EA	1			SEE	KIT, P/N	28-011621				58	19
P 0	3825-887-8741	RECEPTACLE ASSEMBLY 8653-50939GI (46522)A	EA	1	*	*	*	*	*	*	*	1	58	20
P 0	5305-622-9475	SCREW MS35265-41 (96906) A	EA	2	*	*	*	*	*	*	*	1	58	21
X20		GROMMET 8440-50035G3 (46522)	EA	3			SEE	KIT, PIN	28-011621				58	22
P 0	5950-984-3311	COIL ASSEMBLY, IGNITION: 12 V, 24 V B256-53706G2 (46522) A	EA	1	*	*	*	*	*	*	*	1	58	23
P 0	5305-042-4332	SCREW: 10-32 THD, 114 IN LG	EA	2	*	*	*	*	*	*	*	1	58	24
P F	2540-887-5648	CHAMBER ASSEMBLY, COMBUSTION D51571G1-1 (46522) A	EA	1	*	*	*	*	*	*	*	1	59	1
P F	5930-843-3852	SWITCH: LIMIT A16201G3 (46522) A	EA	1	*	*	*	*	*	*	*	1	59	2
X2F		RETAINER: SWITCH A164946G-2 (46522) A	EA	1			SEE	KIT PIN i	28-01162				59	3
P F	5305-622-9475	SCREW MS35265-41 (96906) A	EA	2	REF	REF	REF	REF	REF	REF	REF	REF	59	4
P F	4730-706-2617	NIPPLE, TUBE A42553G1 (46522) A	EA	1	*	*	*	*	*	*	*	1	59	5

(1) SMR CODE	(2) FEDERAL STOCK NUMBER	(3) DESCRIPTION USABLE ON CODE REF. NUMBER & MFR CODE	(4) UNIT OF MEAS	(5) QTY INC IN UNIT	(6) 30 DAY DS MAINT ALLOWANCE			(7) 30 DAY DS MAINT ALLOWANCE			(8) 1-YR ALW PER 100 EQUIP CNTGY	(9) DEPOT MAINT ALW PER 100 EQUIP	(10) ILLUS- TRATION	
					(A)	(B)	(C)	(A)	(B)	(C)			(A)	(B)
					1-20	21-50	51-100	1-20	21-50	51-100			FIG. NO.	ITEM NO.
P F	5310-872-9763	WASHER: SPECIAL A51227GI (46522) A	EA	1	*	*	*	*	*	1	*	59	6	
X2F		SEAL UNION A50219G2 (46522) A	EA	1			SEE	KIT, P/N	28-01162			59	7	
X2F		GASKET A50042G1 (46522) A	EA	1			SEE	KIT, P/N	28-01162			59	8	
P F	5305-290-2738	SCREW, MACHINE A	EA	1	*	*	*	*	*	*	1	*	59	9
X2F		WIRE ASSEMBLY B50914G8-4 146522 A	EA	1			SEE	KIT, P/N	28-01162			59	10	
P F	5930-627-4009	SWITCH: FLAME B17818G2 (46522) A	EA	1	*	*	*	*	*	*	1	*	59	11
P F	5305-042-4535	SCREW, MACHINE A	EA	18	*	*	*	*	*	*	1	*	59	12
X2F		COVER: CONTROL HEAD B5006OG1-2 (46522) A	EA	1			SEE	KIT, P/N	28-01162			59	13	
XZF		WIRE ASSEMBLY 850914G6-2 (46522) A	EA	1			SEE	KIT, PIN	28-01162			59	14	
X2F		TUBE: FUEL A50248G3 (46522) A	EA	1			SEE	KIT, P/N	28-01162			59	15	
P F	4730-067-9801	NUT MS39176-I (96906) A	EA	1	*	*	*	*	*	*	1	*	59	16
X2F		SLEEVE AO50065GI (80883) A	EA	1			SEE	KIT, P/N	28-01162			59	17	
P F	4730-289-2404	PLUG, PIPE A617-14140 (46522) A	EA	2	*	*	*	*	*	*	1	*	59	18
P F	4520-567-1886	NOZZLE ASSEMBLY A18167G2 (46522) A	EA	1	*	*	*	*	*	*	1	*	59	19
P F	5310-812-0408	NUT 1948656 (246171) A	EA	11	*	**	*	*	*	*	1	*	59	20
X20		HEAD ASSEMBLY, CONTROL: 24 V (U/O HEATER, PART NO. E51555G3, ONLY) D50869G3 (46522) A	EA	1			SEE	KIT, P/N	28-01162			59	21	
P F	5310-866-0963	WASHER: UNION SEAL A50227G2 1465221 A	EA	1	*	*	*	*	*	*	1	*	59	22
P F	5305-855-0961	SCREW, THREAD-CUTTING, HEXAGON HEAD MS24629-35 (96906) A	EA	2	*	*	*	*	*	*	1	*	59	23
P F	4520-744-6129	SPARK PLUG, ASSEMBLY A734-50836GI (46522)A	EA	1	*	*	*	*	*	*	*	1	*	59
P F	5310-835-9324	WASHER: SPARK PLUG A50227G1 (46522) A	EA	1	*	*	*	*	*	*	1	*	59	25
P F	5330-872-9709	SEAL: SPARK PLUG A50219GI (46522) A	EA	1	*	*	*	*	*	*	1	*	59	26
P F	2540-800-0656	BURNER ASSEMBLY:COMPLETE C50164G1 (46522) A	EA	1	*	*	*	1			1	*	59	27
X2F		GASKET: IGNITER SLEEVE AU26-IB272GI (46522)A	EA	1			SEE	KIT, P/N	28-01162			59	28	
P F	4520-474-7267	PREHEATER ASSEMBLY: 24 V BS0826G3 (46522) A	EA	1	*	*	*	*	*	*	1	*	59	29
X2F		INSULATOR BAND CONNECTOR A51600G1 (46522) A	EA	1			SEE	KIT, P/N	28-01162			59	30	
P F	5310-872-9769	WASHER, FLAT A864-5093G1 (46522)A	EA	1	*	*	*	*	*	*	1	*	59	31

(1) SMR CODE	(2) FEDERAL STOCK NUMBER	(3) DESCRIPTION USABLE ON CODE REF. NUMBER & MFR CODE	(4) UNIT OF MEAS	(5) QTY INC IN UNIT	(6) 30 DAY DS MAINT ALLOWANCE			(7) 30 DAY DS MAINT ALLOWANCE			(8) 1-YR ALW PER 100 EQUIP CNTGY	(9) DEPOT MAINT ALW PER 100 EQUIP	(10) ILLUS- TRATION	
					(A)	(B)	(C)	(A)	(B)	(C)			(A)	(B)
					1-20	21-50	51-100	1-20	21-50	51-100			FIG. NO.	ITEM NO.
P F	5330-872-9770	WASHER: INSULATOR A50890G1 146522) A	EA	1	*	*	*	*	*	*	1	*	59	32
X2F		INSULATOR: POST A50891G1 (46522) A	EA	1			SEE	KIT, P/N	28-01162				59	33
X20		BAND: CONNECTOR A50910G1 (46522) A	EA	1			SEE	KIT, P/N	28-01162				59	34
P F	5310-081-8087	NUT MS21044N06 (96906) A	EA	1	REF	REF	REF	REF	REF	REF	REF	REF	59	35
P F	5305-993-3590	SETSCREW MS51031-47 (96906) A	EA	1	*	*	*	*	*	*	1	*	59	36
P F	4520-972-4214	FAN ASSEMBLY B42575G1-1 (46522) A	EA	*	*	*	*	*	*	*	1	*	59	37
P F	5305-206-2510	SCREW, MACHINE MS35215-55 (96906) A	EA	1	*	*	*	*	*	*	1	*	59	38
P F	5310-616-6949	NUT. PLAIN, HEXAGON MS35649-85 (96906) A	EA	2	*	*	*	*	*	*	1	*	59	39
P F	5305-984-6189	SCREW, MACHINE MS35206-241 (96906) A	EA	3	*	*	*	*	*	*	1	*	59	40
X2F		PLATE. CONTACT A50601G1 (46522) A	EA	1			SEE	KIT, P/N	28-01162				59	41
X2F		COLLAR: CAM A51741G1 (46522) A	EA	1			SEE	KIT, P/N	28-01162				59	42
X2F		BUSHING: CAM A51740G1 (46522) A	EA	1			SEE	KIT	P/N 28-01162				59	43
P F	3805-778-9608	CONTACT SET A50757G2 (46522) A	EA	1	*	*	*	*	*	*	1	*	59	44
P F	5310-550-0285	WASHER, LOCK MS35338-23 (96906) A	EA	2	*	*	*	*	*	*	1	*	59	45
X2F		GROMMET 850035G3 (46522) A	EA	1			SEE	KIT, P/N	28-01162				59	46
X2F		COVER ASSEMBLY:INTAKE C50484G1-2 (46522) A	EA	1			SEE	KIT, P/N	28-01162				59	47
X2F		CASING ASSEMBLY C51562G1-1 (46522) A	EA	1			SEE	KIT, P/N	28-01162				59	48
P F	2990-073-7073	CAP B50543GI-I (46522) A	EA	1	*	*	*	*	*	*	1	*	59	49
P F	5305-622-9475	SCREW MACHINE MS35265-41 (96906) A	EA	3	REF	REF	REF	REF	REF	REF	REF	REF	59	50
P F	5305-993-3590	SETSCREW MS51031-47 (96906) A	EA	1	REF	REF	REF	REF	REF	REF	REF	REF	59	51
P F	5910-974-0372	CAPACITOR AND BRACKET A50758G1 (46522) A	EA	1	REF	REF	REF	REF	REF	REF	REF	REF	59	52
P F	5305-598-0672	SCREW. MACHINE MS35207-275 1969061 A	EA	2	*	*	*	*	*	*	1	*	59	53
P F	5310-043-2226	WASHER, LOCK MS35338-24 (96906) A	EA	2	*	*	*	*	*	*	1	*	59	54
X2F		SEAL: TUBE A50190GI (46522) A	EA	1			SEE	KIT, P/N	28-01162				59	55
X2F		BUMPER A183-50033G1 (46522) A	EA	4			SEE	KIT, P/N	28-01162			59	56	
P F		MOTOR: 24 V C50576G6 (46522) A	EA	1	*	*	*	*	*	*	1	59	57	
X2F		CAM: CONTACT AS1740G1 (46522) A	EA	1			SEE	KIT, P/N	28-01162			59	58	

(1) SMR CODE	(2) FEDERAL STOCK NUMBER	(3) DESCRIPTION USABLE ON CODE REF. NUMBER & MFR CODE		(4) UNIT OF MEAS	(5) QTY INC IN UNIT	(6) 30 DAY DS MAINT ALLOWANCE			(7) 30 DAY DS MAINT ALLOWANCE			(8) 1-YR ALW PER 100 EQUIP CNTGY	(9) DEPOT MAINT ALW PER 100 EQUIP	(10) ILLUS- TRATION	
						(A)	(B)	(C)	(A)	(B)	(C)			(A)	(B)
						1-20	21-50	51-100	1-20	21-50	51-100			FIG. NO.	ITEM NO.
X2F		SPACER A50605G1 (46522)	A	EA	2			SEE	KIT, P/N	28-01162				59	59
P F	5305-206-1285	SCREW, MACHINE MS35214-44 (96906)	A	EA	1	*	*	*	*	*	*	1	*	59	60
P F	5310-045-5206	WASHER, FLAT MS15795-907 (96906)	A	EA	2	*	*	*	*	*	*	1	*	59	61
X2F		INSULATOR: POST A3056 (46522)	A	EA	1			SEE	KIT, P/N	28-01162				59	62
X2F		BRACKET: TERMINAL A50606GI-1 (46522)	A	EA	1			SEE	KIT, P/N	28-01162				59	63
P F	5310-080-3350	WASHER: INSULATOR A40008GL (46522)	A	EA	1	*	*	*	*	*	*	1	*	59	64
P F	5310-596-7693	WASHER, LOCK MS35335-31 (96906)	A	EA	2	*	*	*	*	*	*	1	*	59	65
X20		BASE ASSEMBLY:HEATER MTG C51597G1 (46522)	A	EA	1			SEE	KIT, P/N	28-01162				59	66
X2F		SHELL ASSEMBLY:COMBUSTION AIR C50162G4-3 (46522)	A	EA	1			SEE	KIT, P/N	28-01162				59	67
X2F		BOX ASSEMBLY, CONTROL: COMPLETE, 12 V AND 24 V (U/O HEATERS, MODELS MH3082 AND MH60D1, ONLY) C51230G2 (46522)	A	EA	2			SEE	KIT, P/N	28-01162					60
P 0	5305-207-7465	SCREW, MACHINE MS35214-14 (96906)	A	EA	8	*	*	*	*	*	*	1	*	60	1
P 0	5310-193-7577	WASHER, LOCK MS35333-36 (96906)	A	EA	16	*	*	*	*	*	*	1	*	60	2
X20		BOX ASSEMBLY, CONTROL 813777-1 (46522)	A	EA	2			SEE	KIT, P/N	28-01162				60	3
X20		CLIP C6052-832X27 178553)	A	EA	4			SEE	KIT, P/N	28-01162				60	4
P 0	5935-839-7613	RECEPTACLE: BOX AG53-50948G1 (46522)	A	EA	2	*	*	*	*	*	*	1	*	60	5
P 0	6210-283-9264	SOCKET: LIGHT A13184 (46522)	A	EA	2	*	*	*	*	*	*	1	*	60	6
X20		WIRE ASSEMBLY B50074G3 (465221)	A	EA	2			SEE	KIT, P/N	28-01162				60	7
X20		WIRE: JUMPER, CONTROL SWITCH 850480G1 (46522)	A	EA	2			SEE	KIT, P/N	28-01162				60	8
X20		WIRE ASSEMBLY B50074G2 (465221)	A	EA	2			SEE	KIT, P/N	28-01162				60	9
X20		SWITCH: CONTROL MS35059-21 196906)	A	EA	2			SEE	KIT, P/N	28-01162				60	10
X20		CIRCUIT BREAKER MS24506-20 (81349)	A	EA	2			SEE	KIT, P/N	28-01162				60	11
P 0	2590-886-8010	WIRE ASSEMBLY:POWER SUPPLY 8874-50554G8 (46522)	A	EA	2	*	*	*	*	*	*	1	*	60	12
X1		SHELL, ELECTRICAL CONNECTION A715-2096 (46522)	A	EA	2			SEE	KIT, P/N	28-01162				60	13
X1		GROMMET A440-2287 (465221)	A	EA	2			SEE	KIT, P/N	28-01162				60	14
X1		TERMINAL, QUICK DISCONNECT A806-2288 (46522)	A	EA	2			SEE	KIT, P/N	28-01162				60	15

(1) SMR CODE	(2) FEDERAL STOCK NUMBER	(3) DESCRIPTION USABLE ON CODE REF. NUMBER & MFR CODE	(4) UNIT OF MEAS	(5) QTY INC IN UNIT	(6) 30 DAY DS MAINT ALLOWANCE			(7) 30 DAY DS MAINT ALLOWANCE			(8) 1-YR ALW PER 100 EQUIP CNTGY	(9) DEPOT MAINT ALW PER 100 EQUIP	(10) ILLUS- TRATION	
					(A)	(B)	(C)	(A)	(B)	(C)			(A)	(B)
					1-20	21-50	51-100	1-20	21-50	51-100			FIG. NO.	ITEM NO.
X20		GROMMET 7428210-219 (79500)	EA	2			SEE	KIT, P/N	28-01162			60	16	
X20		CONTROL BOX B1378261-2 (46522) A	EA	2			SEE	KIT, PIN	28-01162			60	17	
P 0	5305-042-3577	SCREW 420463 (21450)	EA	4	*	*	*	*	*	*	1	*	60	18
X20		BRACKET, ANGLE B13780-1 (46522) A	EA	2			SEE KIT,	P/N	28-01162			60	19	
P 0	5310-00-616-3092	NUT, PLAIN, HEXAGON MS35649-45 (96906) A	EA	8	*	*	*	*	*	*	1	*	60	20
X20		LAMP: 12V, AND 24V MS25231-313 (96906)A	EA	2			SEE KIT,	P/N	28-01162			60	21	
X20		CASING ASSEMBLY D230-50434G1-2 A	EA	1			SEE KIT,	P/N	28-01162			61	1	
P 0	5930-843-3852	SWITCH: LIGHT A766-16201GE (46522) A	EA	1	REF	REF	REF	REF	REF	REF	REF	REF	61	2
X20		RETAINER: SWITCH A666-16075G1-2 (46522)	EA	1			SEE KIT,	P/N	28-01162			61	3	
X20		CAP A223-52041G2 (46522)	EA	1			SEE KIT	P/N	28-01162			61	4	
P 0	5305-622-9475	SCREW, SELF-TAPPING MS35265-41 (46522) A	EA	2	REF	REF	REF	REF	REF	REF	REF	REF	61	5
P 0	4520-774-6129	SPARK PLUG ASSEMBLY A734-50836G1 (46522) A	EA	1	REF	REF	REF	REF	REF	REF	REF	REF	61	6
P 0	5310-835-9324	WASHER, SPARK PLUG SEAL A864-50227G1 (46522) A	EA	1	REF	REF	REF	REF	REF	REF	REF	REF	61	7
P 0	5330-872-9709	SEAL: SPARK PLUG A702-50219G1 (46522) A	EA	1	REF	REF	REF	REF	REF	REF	REF	REF	61	8
X20		GROMMET B440-50035G3 (46522)	EA	1			SEE KIT	P/N	28-01162			61	9	
P 0	5305-042-4502	SCREW, MACHINE 424502 (00000) A	EA	19	*	*	*	*	*	*	1	*	61	10
P 0	5930-475-5537	SWITCH: FLAME B766-51726G2 (46522)	EA	1	*	*	*	*	*	*	1	*	61	11
X20		TUBE: FUEL A829-50248G1 (46522) A	EA	1			SEE KIT,	P/N	28-01162			61	12	
P 0	4730-067-9801	NUT MS39176-1 (96906) A	EA	1	REF	REF	REF	REF	REF	REF	REF	REF	61	13
X20		COVER, CONTROL HEAD B280-50060G1-2 (46522) A	EA	1			SEE KIT,	P/N	28-01162			61	14	
X20		SLEEVE A725-50065G1 (46522)	EA	1			SEE KIT,	P/N	28-01162			61	15	
P 0	4730-289-2404	PLUG, PIPE A617-14140 (46522) A	EA	1	REF	REF	REF	REF	REF	REF	REF	REF	61	16
P 0	4210-971-3961	NOZZLE ASSEMBLY A576-18167G1 (46522) A	EA	1	*	*	*	*	*	*	1	*	61	17
X20		HEAD ASSEMBLY, CONTROL: 24 V (U/O HEATER, PART NO. E464-50570G3)	EA	1			SEE KIT,	P/N	28-01162			61	18	
X20		GROMMET D462-50869G3 (46522) A	EA	2			SEE KIT,	P/N	28-01162			61	19	
P 0	2540-887-5647	CHAMBER ASSEMBLY, COMBUSTION: COMPLETE D236-50571G1-1 (46522) A	EA	1	*	*	*	*	*	*	1	*	61	20

(1) SMR CODE	(2) FEDERAL STOCK NUMBER	(3) DESCRIPTION USABLE ON CODE REF. NUMBER & MFR CODE	(4) UNIT OF MEAS	(5) QTY INC IN UNIT	(6) 30 DAY DS MAINT ALLOWANCE			(7) 30 DAY DS MAINT ALLOWANCE			(8) 1-YR ALW PER 100 EQUIP CNTGY	(9) DEPOT MAINT ALW PER 100 EQUIP	(10) ILLUS- TRATION	
					(A)	(B)	(C)	(A)	(B)	(C)			(A)	(B)
					1-20	21-50	51-100	1-20	21-50	51-100			FIG. NO.	ITEM NO.
X20		UNION A845-42553G1 (46522) A	EA	1			SEE	KIT, P/N	28-01162			61	21	
X20		SEAL: UNION A702-50219G2 (46522) A	EA	1			SEE	KIT, P/N	28-01162			61	22	
X20		GASKET A42G-50042G1 (46522) A	EA	1			SEE	KIT, P/N	28-01162			61	23	
P 0	5305-855-0961	SCREW SELF-TAPPING MS24629-35 (96906) A	EA	2 REF	REF	REF	REF	REF	REF	REF	REF	61	24	
P 0	5310-014-2212	NUT 142212 (24617) A	EA		*	*	*	*	*	*	1	*	61	25
X20		INSULATOR: POST A495-50891G1 (46522) A	EA	1			SEE	KIT, P/N	28-01162			61	26	
P 0	5305-954-8140	SCREW, MACHINE MS35215-33 (96906) A	EA	1	*	*	*	*	*	*	1	*	61	27
P 0	5305-993-3590	SETSCREW MS51031-47 (96906) A	EA	2	REF	REF	REF	REF	REF	REF	REF	61	28	
P 0	4520-972-4214	FAN ASSEMBLY B338-42575G1-1 (46522) A	EA	1	REF	REF	REF	REF	REF	REF	REF	61	29	
P 0	4520-055-9751	BURNER ASSEMBLY:COMPLETE 24V C184-521116G3 (46522) A	EA	1	*	*	*	*	*	*	1	*	61	30
P 0	5310-550-0285	WASHER, LOCK MS35335-17 (96906) A	EA	2	REF	REF	REF	REF	REF	REF	REF	61	31	
P 0	3805-778-9608	CONTACT SET A2675075G2 (46522) A	EA	1	REF	REF	REF	REF	REF	REF	REF	61	32	
P 0	5310-209-5309	WASHER LOCK MS35338-23 (96906) A	EA	2	*	*	*	*	*	*	1	*	61	33
P 0	5305-984-6189	SCREW, MACHINE MS35206-241 (96906) A	EA	2	REF	REF	REF	REF	REF	REF	REF	61	34	
P 0	5305-993-3590	SETSCREW MS51031-47 (96906) A	EA	1	REF	REF	REF	REF	REF	REF	REF	61	35	
P 0	5305-042-4507	SCREW, MACHINE 424507 (00000) A	EA	1	REF	REF	REF	REF	REF	REF	REF	61	36	
P 0	6105-893-3380	MOTOR: 24V EA C558-50575G6 (46522) A	1	*	*	*	*	*	*	*	1	*	61	37
X20		COVER ASSEMBLY# INTAKE C280-50465G61-2 (46522) A	EA	1			SEE	KIT, P/N	28-01162			61	38	
P 0	5305-042-4502	SCREW, MACHINE 424502 (00000) A	EA	3	REF	REF	REF	REF	REF	REF	REF	61	39	
X20		CLAMP ASSEMBLY:MOTOR C249-50429G1-2 (46522) A	EA	1			SEE	KIT, PIN	28-01162			61	40	
P 0	2540-888-9362	FAN C388-50386G4-1 (46522) A	EA	1	**	*	*	*	*	*	1	*	61	41
P 0	2990-073-7073	CAP: CONTACT PLATE B223-50543G1-1 (46522) A	EA	1	REF	REF	REF	REF	REF	REF	REF	61	42	
P 0	5305-622-9475	SCREW MS35265-41 (96906) A	EA	3	REF	REF	REF	REF	REF	REF	REF	61	43	
X20		BUSHING: CAM A186-51740G1 (46522) A	EA	1			SEE	KIT, P/N	28-01162			61	44	
X20		COLLAR: CAM A258-51741G1 (46522) A	EA	1			SEE	KIT, PIN	28-01162			61	45	
P 0	5305-984-6189	SCREW, MACHINE MS35206-241 (96906) A	EA	1	REF	REF	REF	REF	REF	REF	REF	61	46	

(1) SMR CODE	(2) FEDERAL STOCK NUMBER	(3) DESCRIPTION USABLE ON CODE REF. NUMBER & MFR CODE	(4) UNIT OF MEAS	(5) QTY INC IN UNIT	(6) 30 DAY DS MAINT ALLOWANCE			(7) 30 DAY DS MAINT ALLOWANCE			(8) 1-YR ALW PER 100 EQUIP CNTGY	(9) DEPOT MAINT ALW PER 100 EQUIP	(10) ILLUS- TRATION	
					(A)	(B)	(C)	(A)	(B)	(C)			(A)	(B)
					1-20	21-50	51-100	1-20	21-50	51-100			FIG. NO.	ITEM NO.
P 0	5910-974-0372	CAPACITOR AND BRACKET ASSEMBLY A262-50758G1 (46522) A	EA	1	REF	REF	REF	REF	REF	REF	REF	REF	61	47
P 0	5305-958-0672	SCREW. MACHINE MS35207-275 (96906) A	EA	2	*	*	*	*	*	*	*	1	61	48
P 0	5310-043-2226	WASHER LOCK MS35338-24 (96906) A	EA	2	REF	REF	REF	REF	REF	REF	REF	REF	61	49
X20		PLATE: CONTACT A612-50601G1 (46522)	EA	1			SEE	KIT, P/N	28-01162				61	50
P 0	5310-616-6949	NUT. PLAIN, HEXAGON MS35649-85 (96906) A	EA	2	REF	REF	REF	REF	REF	REF	REF	REF	61	51
P 0	5310-802-8544	WASHER, FLAT MS15795-709 196906)A	EA	2	*	*	*	*	*	*	1	*	61	52
P 0	5310-080-3350	WASHER: INSULATOR A864-4008GL (46522) A	EA	1	REF	REF	REF	REF	REF	REF	REF	REF	61	53
X20		BRACKET: TERMINAL A172-50606GI-1 (46522) A	EA	1			SEE	KIT, P/N	28-01162				61	54
X20		INSULATOR: POST A495-3056 (46522) A	EA	1			SEE	KIT, P/N	28-01162				61	55
P 0	5305-206-1285	SCREW. MACHINE MS35214-44 (96906) A	EA	1	REF	REF	REF	REF	REF	REF	REF	REF	61	56
X20		SPACER A731-50605G1 (46522) A	EA	2			SEE	KIT, P/N	28-01162				61	57
X20		CAM: CONTACT A221-51739G1 (46522) A	EA	1			SEE	KIT, P/N	28-01162				61	58
P 0	6105-835-2671	MOTOR: 24V C558-50576G6 (46522) A	EA	1	*	*	*	*	a	*	1	*	61	59
P 0	5310-812-0408	NUT 1948656 (24617) A	EA	4	REF	REF	REF	REF	REF	REF	REF	REF	61	60
X20		BUMPER: RUBBER A183-50033G1 (46522)	EA	4			SEE	KIT, P/N	28-01162				61	61
X20		SHELL ASSEMBLY:COMBUSTION AIR C715-50162G1-3 (46522) A	EA	1			SEE	KIT, P/N	28-01162				61	62
X20		BASE ASSEMBLY:HEATER MTG D140-51257GI-2 (46522) A	EA	1			SEE	KIT, P/N	28-01162				61	63
X20		SEAL: EXHAUST TUBE A702-50190GI (46522)A	EA	1			SEE	KIT, P/N	28-01162				61	64
		GROUP 21-RADIATOR SHUTTERS												
P 0	5306-225-9089	BOLT. MACHINE:BRACKET MTG MS90726-34 (96906) A	EA	4	REF	REF	REF	REF	REF	REF	REF	REF	62	1
X20		BRACKET:REAR SPOTLIGHT MTG 16-02185 (63734) A	EA	2									62	2
P 0	2610-275-8000	WASHER, LOCK:BRACKET MTG MS35338-26 (96906) A	EA	4	*	*	*	*	*	*	1	*	62	3
P 0	5310-582-5615	NUT, PLAIN, HEXAGON: BRACKET MTG MS35690-522 1969061 A	EA	4	REF	REF	REF	REF	REF	REF	REF	REF	62	4
P 0	5305-855-0958	SCREW, SELF-TAPPING COVER: HOUSING 28-01206 (63734) A	EA	9	*	*	*	*	*	*	1	*	62	5
X20			EA	1			SEE	KIT, P/N	28-01162				62	6

(1) SMR CODE	(2) FEDERAL STOCK NUMBER	(3) DESCRIPTION USABLE ON CODE REF. NUMBER & MFR CODE		(4) UNIT OF MEAS	(5) QTY INC IN UNIT	(6) 30 DAY DS MAINT ALLOWANCE			(7) 30 DAY DS MAINT ALLOWANCE			(8) 1-YR ALW PER 100 EQUIP CNTGY	(9) DEPOT MAINT ALW PER 100 EQUIP	(10) ILLUS- TRATION	
						(A)	(B)	(C)	(A)	(B)	(C)			(A)	(B)
						1-20	21-50	51-100	1-20	21-50	51-100			FIG. NO.	ITEM NO.
X20	2590-933-5176	HOUSING:MASTER DRAIN VALVE 28-01161 (637341)	A	EA	1			SEE	KIT, P/N	28-01162			62	7	
X20		SHUTTER ASSEMBLY, RADIATOR M2803 (75418)	A	EA	1			SEE	KIT, P/N	28-01162			63	1	
P 0		CONTACT, PUSH-PULL B4961-69L (75418)	A	EA	1	*	*	*	*	*	*	1	*	63	2
		GROUP 22-WINTERIZATION INSTALLATION													
M O		HOSE, RUBBER	A	EA	1			SEE	KIT, P/N	28-01162				64	1
X20		CLAMP, HOSE 5-8-3W I77860)	A	EA	6			SEE	KIT, P/N	28-01162				64	2
X20		HEATER ASSEMBLY, VEHICULAR COMPARTMENT:COMPLETE W/OEFROSTER HV211464 (73112)1	A	EA	1			SEE	KIT, P/N	28-01162				64	3
M 0		HOSE, RUBBER	A	EA	1			SEE	KIT, P/N	28-01162				64	4
X20		CHAIN, WELDLESS:JACK NO 12 STEEL, 20 IN. LG	A	EA	1			SEE	KIT, P/N	28-01162				64	5
X20		HOOK, S	A	EA	2			SEE	KIT, P/N	28-01162				64	6
P 0	5120-718-9994	HANDLE: 4 WAY VALVE 65 (14959)	A	EA	1	*	*	*	*	*	1	*	64	7	
X20		BUSHING, PIPE 9905300 (63734)	A	EA	5			SEE	KIT, P/N	28-01162				64	8
X20		ELBOW, PIPE TO HOSE BK12975 (06840)	A	EA	3			SEE	KIT, P/N	28-01162				64	9
X20		CLAMP, HOSE QS100M20S (08484)	A	EA	32			SEE	KIT, P/N	28-01162				64	10
P 0		5310-050-2203	WASHER, FLAT	A	EA	2	*	*	*	*	*	1	*	64	11
P 0		5310-012-0214	WASHER, LOCK M535338-26 t96906)	A	EA	2	REF	REF	REF	REF	REF	REF	REF	64	12
P 0		5310-880-7744	NUT, PLAIN, HEXAGON MS51967-5 (96906)	A	EA	2	REF	REF	REF	REF	REF	REF	REF	64	13
X20		BUSHING, PIPE 9905299 (63734)	A	EA	1			SEE	KIT, P/N	28-01162				64	14
X20		ELBOW, PIPE TO HOSE 9905301 (637341)	A	EA	1			SEE	KIT, P/N	28-01162				64	15
M 0		HOSE. RUBBER A	A	EA	16			SEE	KIT, P/N	28-01162				64	16
X20	TUBE ASSEMBLY 28-01178 (63734)	A	EA	1			SEE	KIT, P/N	28-01162				64	17	
P 0	4520-933-5375	VALVE: AIR VENT 20JR (18163)	A	EA	1	*	*	*	*	*	1	*	64	18	
X20		BUSHING, PIPE 9905303 (63734)	A	EA	1			SEE	KIT, P/N	28-01162				64	19
X20		ELBOW, PIPE, STREET: 45 DEG F 9905302 (63734)	A	EA	1			SEE	KIT, P/N	28-01162				64	20

(1) SMR CODE	(2) FEDERAL STOCK NUMBER	(3) DESCRIPTION REF. NUMBER & MFR CODE	USABLE ON CODE	(4) UNIT OF MEAS	(5) QTY INC IN UNIT	(6) 30 DAY DS MAINT ALLOWANCE			(7) 30 DAY DS MAINT ALLOWANCE			(8) 1-YR ALW PER 100 EQUIP CNTGY	(9) DEPOT MAINT ALW PER 100 EQUIP	(10) ILLUS- TRATION		
						(A)	(B)	(C)	(A)	(B)	(C)			(A)	(B)	
						1-20	21-50	51-100	1-20	21-50	51-100			FIG. NO.	ITEM NO.	
X20	4610-592-1904	TUBE, COPPER: BY-PASS 28-01177 (63734)		EA	1			SEE	KIT,	P/N	28-	01162		64	21	
P 0		VALVE, GLOBE 725-1 (12168)	A	EA	1	*	*	*	*	*	*	1	*	64	22	
X20		TUBE, COPPER: GLOBE VALVE TO HOSE 28-01214 (63734)	A	EA	1			SEE	KIT,	PIN	28-	01162		64	23	
X20		TUBE ASSEMBLY: 4 WAY VALVE TO BY-PASS TEE 28-01175 (63734)	A	EA	1			SEE	KIT,	P/N	28-	01162		64	24	
X20		BUSHING, PIPE 9905293 163734)	A	EA	1			SEE	KIT,	P/N	28-	01162		64	25	
X20		BUSHING, PIPE 144039 (24617)	A	EA	3			SEE	KIT,	P/N	28-	01162		64	25	
X20		COCK, DRAIN MS35784-3 (96906)	A	EA	2			SEE	KIT,	P/N	28-	01162		64	26	
P 0		4820-933-7685	VALVE, CROSS:ALL OPENINGS 269-1 (14959)	A	EA	1	*	*	*	*	*	*	1	*	64	27
X20		BOLT, U 28-01207 (63734)	A	EA	2			SEE	KIT,	P/N	28-	01162		64	28	
X20		ELBOW ASSEMBLY: BATTERY COMPARTMENT INLET 28-01170 (63734)	A	EA	1			SEE	KIT,	P/N	28-	01162		64	29	
X20	TUBE ASSEMBLY: BATTERY COMPARTMENT INLET 28-01171 (63734)	A	EA	1			SEE	KIT,	P/N	28-	01162		64	30		
P 0	5340-933-5173	INSULATION: 1 IN. THK, 12 SQ FT		EA	1	*	*	*	*	*	*	1	*	64	31	
X20	TUBE, COPPER: TANK IN AND OUT 9905287-4 (63734)	A	EA	2			SEE	KIT,	P/N	28-	01162		64	32		
X20	TUBE ASSEMBLY:TANK TO BY-PASS OUTLET 28-01179 (63734)	A	EA	1			SEE	KIT,	P/N	28-	01162		64	33		
X20	TUBE ASSEMBLY: BATTERY COMPARTMENT OUTLET 28-01173 (63734)	A	EA	1			SEE	KIT,	P/N	28-	01162		64	34		
X20	TUBE, COPPER 28-01181 (63734)	A	EA	1			SEE	KIT,	P/N	28-	01162		64	35		
X20	HEATER, SPACE:MULTI-FUEL 30,000 BTU, 24 V. DC, HUPP MODEL MH30B2 E464-50570G3 (46522)	A	EA	1			SEE	KIT,	P/N	28-	01162		64	36		
M 0	HOSE, METAL:HEATER EXHAUST, FLEXIBLE			EA	1			SEE	KIT,	P/N	28-	01162		64	37	
X20	CLAMP, HOSE 05500M28S (08484)	A	EA	1			SEE	KIT,	P/N	28-	01162		64	38		
X20	CLAMP, HOSE:SPACE HEATER OUTLET GS72 (93292)	A	EA	2			SEE	KIT,	P/N	28-	01162		64	39		
M 0	HOSE, AIR DUCT:SPACE HEATER OUTLET			EA	1			SEE	KIT,	P/N	28-	01162		64	40	
P 0	5640-933-5174	INSULATION: 1/2 IN. THK		EA	V	*	*	*	*	*	*	1	*	64	41	

(1) SMR CODE	(2) FEDERAL STOCK NUMBER	(3) DESCRIPTION REF. NUMBER & MFR CODE	USABLE ON CODE	(4) UNIT OF MEAS	(5) QTY INC IN UNIT	(6) 30 DAY DS MAINT ALLOWANCE			(7) 30 DAY DS MAINT ALLOWANCE			(8) 1-YR ALW PER 100 EQUIP CNTGY	(9) DEPOT MAINT ALW PER 100 EQUIP	(10) ILLUS- TRATION	
						(A)	(B)	(C)	(A)	(B)	(C)			(A)	(B)
						1-20	21-50	51-100	1-20	21-50	51-100			FIG. NO.	ITEM NO.
X20		ADAPTER, STRAIGHT, PIPE TO HOSE 9905294 (63734)	A	EA	2			SEE	KIT,	P/N	28-	01162		64	42
P 0		STRAINER, SEDIMENT 250BE1 (03485)	A	EA	1	*	*	*	*	*	*	1	*	64	43
P 0	4730-933-5374	ELEMENT, STRAINER S2147-1-11N (03485)	A	EA	1	*	*	*	*	*	*	1	*	64	44
P 0	5640-933-5175	INSULATION: 1/2 IN. THK, 12 IN. W, 14 IN. LG	A	EA	1	*	*	*	*	*	*	1	*	64	45
X20	PLUG, PIPE:	3/4 IN. NPT 219302 (24617)	A	EA	1			SEE	KIT,	PIN	28-	01162		64	46
P 0		4730-021-9672 NIPPLE, PIPE 219672 (24617)	A	EA	1	*	*	*	*	*	*	1	*	64	47
X20		ELBOW, PIPE, STREET 9905304 (63734)	A	EA	1			SEE	KIT,	PIN	28-	01162		64	48
P 0	4730-231-5650	REDUCER, PIPE 144101 (24617)	A	EA	1	*	*	*	*	*	*	1	*	64	49
P 0	4730-021-9645	NIPPLE, PIPE 219645 (24617)	A	EA	1	*	*	*	*	*	*	1	*	64	50
X20		COUPLING, PIPE 9905308 (63734)	A	EA	1			SEE	KIT,	P/N	28-	01162		64	51
X20		NIPPLE, PIPE 192071 (24617)	A	EA	1			SEE	KIT,	P/N	28-	01162		64	52
X20		ELBOW, PIPE, STREET 9905305 (63734)	A	EA	1			SEE	KIT,	PIN	28-	01162		64	53
P 0	4730-257-2118	TEE, PIPE 144085 (24617)	A	EA	1	*	*	*	*	*	*	1	*	64	54
P 0	5340-741-2134	NIPPLE, PIPE 192074 (24617)	A	EA	1	*	*	*	*	*	*	1	*	64	55
X20		COOLANT PUMP INSTALLATION 28-01211 (63734)	A	EA	1			SEE	KIT,	P/N	28-	01162		64	56
X20		ELBOW, PIPE, STREET 9905309 (63734)	A	EA	1			SEE	KIT,	P/N	28-	01162		64	57
P 0	4730-289-0347	ADAPTER, STRAIGHT, PIPE TO HOSE BK13038 (14892)	A	EA	1	*	*	*	*	*	*	1	*	64	58
M O		HOSE, RUBBER	A	EA	1			SEE	KIT,	P/N	28-	01162		64	59
X20		ELBOW, PIPE TO HOSE BK22379 (06840)	A	EA	1			SEE	KIT,	P/N	28-	01162		64	60
P 0	2540-933-5183	HEATER, COOLANT: MULTI-FUEL, 60.000 BTU, 24 V, DC HUPP MODEL MH60D1 ES1S55G3 (46522)	A	EA	1	*	*	*	*	*	*	1	*	64	61
X20		ELBOW, PIPE, STREET 9905292 (63734)	A	EA	2			SEE	KIT,	PIN	28-	01162		64	62
X20		TUBE, COPPER: 4 WAY VALVE TO BATTERY COMPARTMENT 28-01174 (63734)	A	EA	1			SEE	KIT,	P/N	28-	01162		64	63
P 0	5930-061-2357	SWITCH, THERMOSTAT 17100-0 (73168)	A	EA	1	*	*	*	*	*	*	1	*	64	64
X20		TUBE ASSEMBLY:HEATER OUTLET TO ENGINE PAN HEATER 28-01165 (63734)	A	EA	1			SEE	KIT,	P/N	28-	01162		64	65

(1) SMR CODE	(2) FEDERAL STOCK NUMBER	(3) DESCRIPTION REF. NUMBER & MFR CODE	USABLE ON CODE	(4) UNIT OF MEAS	(5) QTY INC IN UNIT	(6) 30 DAY DS MAINT ALLOWANCE			(7) 30 DAY DS MAINT ALLOWANCE			(8) 1-YR ALW PER 100 EQUIP CNTGY	(9) DEPOT MAINT ALW PER 100 EQUIP	(10) ILLUS- TRATION	
						(A)	(B)	(C)	(A)	(B)	(C)			(A)	(B)
						1-20	21-50	51-100	1-20	21-50	51-100			FIG. NO.	ITEM NO.
X20		BUSHING, PIPE 9905293 (63734)	A	EA	1			SEE	KIT,	P/N	28-	01162		64	66
X20		TEE ASSEMBLY: ENGINE PAN HEATER INLET 28-01168 (63734)	A	EA	1			SEE	KIT,	P/N	28-	01162		64	67
X20		ELBOW ASSEMBLY: ENGINE PAN HEATER OUTLET 28-01169 (63734)	A	EA	1			SEE	KIT,	P/N	28-	01162		64	68
X20		TUBE; COPPER: 11 IN. OD, 22 IN. LG 28-01167 (63734)	A	EA	1			SEE	KIT,	P/N	28-	01162		64	69
X20		ELBOW, PIPE 9905295 (63734)	A	EA	3			SEE	KIT,	PIN	28-	01162		64	70
X20		PIPE. IRON: 3/4 IN. OD, 23 IN. LG 9905297 (63734)	A	EA	1			SEE	KIT,	PIN	28-	01162		64	71
X20		BUSHING, PIPE 9905297 (63734)	A	EA	1			SEE	KIT,	PIN	28-	01162		64	72
P 0	4730-106-5498	NIPPLE, PIPE 192470 (24617)	A	EA	1	*	*	*	*	*	*	1	*	64	73
X20		NIPPLE, PIPE 2199662 (24617)	A	EA	1			SEE	KIT,	P/N	28-	01162		64	74
P 0	2590-933-5379	CABLE ASSEMBLY, SPECIAL PURPOSE: CONTROL BOX, FUEL PUMP AND THERMOSTAT CABLE C217-54229G1 (46522)	A	EA	1	*	*	*	*	*	*	1	*	65	1
P 0	2590-933-5378	CABLE ASSEMBLY, SPECIAL PURPOSE: CONTROL BOX, FUEL PUMP AND THERMOSTAT CABLE C54230G1 (46522)	A	EA	1	*	*	*	*	*	*	1	*	65	2
P 0	2590-933-5377	CABLE, POWER SUPPLY: SPACE HEATER (U/O HEATER, P/N E464-50570G3) B217-50761G1 (46522)	A	EA	1	*	*	*	*	*	*	1	*	65	3
P 0	2590-933-5376	CABLE, POWER SUPPLY: COOLANT HEATER (U/O HEATER, PIN E51555GE) B50761G24 (46522)	A	EA	1	*	*	*	*	*	*	1	*	65	4
P 0	5310-012-0214	GROUP 23-COOLANT PUMP INSTALLATION		EA	4	REF	REF	REF	REF	REF	REF	REF	REF	66	1
P 0	5306-225-8497	WASHER. LOCK MS35338-26 (96906)	A	EA	4	REF	REF	REF	REF	REF	REF	REF	REF	66	2
P 0	6105-933-5178	SCREW, CAP. HEXAGON HEAD MS90725-32 (96906)	A	EA	1	*	*	*	*	*	*	1	*	66	3
P 0	5310-012-0377	MOTOR, D.C 28-01140 (63734)	A	EA	6	REF	REF	REF	REF	REF	REF	REF	REF	66	4
P 0	5310-543-2705	NUT, PLAIN, HEXAGON MS35690-605 (96906)	A	EA	6	REF	REF	REF	REF	REF	REF	REF	REF	66	5
P 0	3010-933-5177	WASHER, LOCK MS35338-27 (96906)	A	EA	1	*	*	*	*	*	*	1	*	66	6
P 0	4230-933-5179	COUPLING, SHAFT, FLEXIBLE 28-01099 (63734)	A	EA	1	*	*	*	*	*	*	1	*	66	7
P 0		PUMP. ROTARY, POWER DRIVEN 3000 (44408)	A	EA	1	*	*	*	*	*	*	1	*	66	7

(1) SMR CODE	(2) FEDERAL STOCK NUMBER	(3) DESCRIPTION REF. NUMBER & MFR CODE	USABLE ON CODE	(4) UNIT OF MEAS	(5) QTY INC IN UNIT	(6) 30 DAY DS MAINT ALLOWANCE			(7) 30 DAY DS MAINT ALLOWANCE			(8) 1-YR ALW PER 100 EQUIP CNTGY	(9) DEPOT MAINT ALW PER 100 EQUIP	(10) ILLUS- TRATION	
						(A)	(B)	(C)	(A)	(B)	(C)			(A)	(B)
						1-20	21-50	51-100	1-20	21-50	51-100			FIG. NO.	ITEM NO.
P 0	5305-269-3214	SCREW, CAP, HEXAGON HEAD MS90725-64 (96906)	A	EA	4	*	*	*	*	*	*	1	*	66	8
P 0	5305-269-3211	SCREW, CAP, HEXAGON HEAD MS90725-60 (96906)	A	EA	2	REF	REF	REF	REF	REF	REF	REF	REF	66	9
X20		BASE, PUMP AND MOTOR 28-01096 (63734)	A	EA	1			SEE	KIT,	P/N	28-	01162		66	10
X10		SCREW, MACHINE A5385 (44408)	A	EA	8			SEE	KIT,	P/N	28-	01162		67	1
X10		COVER, PUMP C5900 (44408)	A	EA	1			SEE	KIT,	P/N	28-	01162		67	2
P F	5330-S33-5180	GASKET: COVER A5227 (44408)	A	EA	1	*	*	*	*	*	*	1	*	67	3
X10		BUSHING, SLEEVE A5091 (44408)	A	EA	2			SEE	KIT,	P/N	28-	01162		67	4
X2F		PIN, STRAIGHT, HEADLESS A5473 (44408)	A	EA	1			SEE	KIT,	P/N	28-	01162		67	5
P F		4320-789-8846 GEAR, SPUR A5027 (44408)	A	EA	2	*	*	*	*	*	*	1	*	67	6
X2F		SHAFT, IDLE A5068 (44408)	A	EA	1			SEE	KIT,	P/N	28-	01162		67	7
X2F		SHAFT, DRIVE A5069 (44408)	A	EA	1			SEE	KIT,	P/N	28-	01162		67	8
P F	4730-680-9808	NUT, PACKING A1762 (44408)	A	EA	1	*	*	*	*	*	*	1	*	67	9
P F	4320-933-5181	PACKING ASSEMBLY A5479 (44408)	A	EA	2	*	*	*	*	*	*	1	*	67	10
X10		BODY ASSEMBLY, PUMP C5172 (44408)	A	EA	1			SEE	KIT,	P/N	28-	01162		67	11
X10		BUSHING, SLEEVE A5091 (44408)	A	EA	1			SEE	KIT,	P/N	28-	01162		67	12
X10		BUSHING, SLEEVE A5092 (44408)	A	EA	1			SEE	KIT,	P/N	28-	01162		67	13
X20		GROUP 24-GENERATOR, REGULATOR, MOTOR ASSEMBLIES GENERATOR INSTALLATION: BATTERY CHARGING 28-01210 (63734)	A	EA	1									68	
P 0	5975-879-3671	COVER, RECEPTACLE DS1020G (15235)	A	EA	1	*	*	*	*	*	*	3	5		
A 0		CABLE ASSEMBLY, SPECIAL PURPOSE 28-01145 (63734)	A	EA	1										
X20		ENCLOSURE, RELAY 105-1 (63734)	A	EA	1									68	1
P O	5945-682-9109	RELAY, ARMATURE 105-6510 (63734)	A	EA	1	1	2	4	1	2	4	48	15	68	2
M O		LEAD, ELECTRICAL:RELAY TO CIRCUIT BREAKER MANUFACTURE FROM: WIRE, ELECTRICAL, 6 FT, 4 IN. REQUIRED FSN 6145-548-2989	A	EA	1									68	3

(1) SMR CODE	(2) FEDERAL STOCK NUMBER	(3) DESCRIPTION REF. NUMBER & MFR CODE	USABLE ON CODE	(4) UNIT OF MEAS	(5) QTY INC IN UNIT	(6) 30 DAY DS MAINT ALLOWANCE			(7) 30 DAY DS MAINT ALLOWANCE			(8) 1-YR ALW PER 100 EQUIP CNTGY	(9) DEPOT MAINT ALW PER 100 EQUIP	(10) ILLUS- TRATION	
						(A)	(B)	(C)	(A)	(B)	(C)			(A)	(B)
						1-20	21-50	51-100	1-20	21-50	51-100			FIG. NO.	ITEM NO.
P 0	5925-350-4478	CIRCUIT, BREAKER CDM30 (82647)	A	EA	1	1	2	4	1	2	4	48	20	68	4
M 0		LEAD, ELECTRICAL:CIRCUIT BREAKER TO PRIMER PUMP MANUFACTURE FROM:		EA	1									68	5
		WIRE#, ELECTRICAL 10 FT, 2 IN. REQUIRED	A												
X20		FSN 6145-548-2989 CLAMP, CABLE	A	EA	1									68	6
X20		MS3057-4A (96906) CONNECTOR, PLUG, ELECTRICAL	A	EA	1									68	7
X20		MS3106A12-5S (96906) TERMINAL, LUG: ELECTRICAL LEAD	A	EA	2									68	8
P 0	5310-584-5005	MS25036-8 (96906) NUT, PLAIN, HEXAGON: REGULATOR AND MOTOR MTG	A	EA	8	REF	REF	REF	REF	REF	REF	REF	REF	68	9
P 0	5310-582-5965	MS35690-405 (96906) WASHER, LOCK:REGULATOR MTG	A	EA	4	REF	REF	REF	REF	REF	REF	REF	REF	68	10
P 0	5305-269-3214	MS35338-44 (96906) SCREW, CAP, HEXAGON HEAD: BASE MTG	A	EA	4	REF	REF	REF	REF	REF	REF	REF	REF	68	11
P 0	5310-637-9541	M590725-64 (96906) WASHER. LOCK:BASE MTG	A	EA	4	REF	REF	REF	REF	REF	REF	REF	REF	68	12
P 0	5305-710-4194	MS35338-46 (96906) SCREW, CAP, HEXAGON HEAD: GENERATOR HTG	A	EA	3	*	*	*	*	*	*	1	*	68	13
X20		MS90726-89 (96906) BASE	A	EA	1									68	14
P 0	5935-201-2409	28-01104 (63734) ADAPTER: CONNECTOR	A	EA	1	*	*	*	*	*	*	3	3	68	15
P 0	5935-295-3114	7644 (74545) CONNECTOR, PLUG, ELECTRICAL	A	EA	1	*	*	*	*	*	*	5	5	68	16
X20		7573 (74545) CABLE: SPECIAL PURPOSE, 50 FT. LG	A	EA	1									68	17
P 0	5935-500-8399	MILC3432 (81349) CONNECTOR. PLUG, ELECTRICAL	A	EA	1	*	*	*	*	*	*	5	5	68	18
P 0	5305-151-1850	75559 (74545) SCREW, MACHINE: RECEPTACLE COVER MTG	A	EA	4	*	*	*	*	*	*	1	*	68	19
P 0	5330-945-4412	AN515-6-10 (88044) GASKET: COVER BODY	A	EA	1	1	2	4	1	2	4	48	10	68	20
P 0	5935-933-5613	1066 (15235) GASKET: COVER BODY	A	EA	1	1	2	4	1	2	4	48	10	68	21
X20		1109 (15235) CONNECTOR, RECEPTACLE, ELECTRICAL	A	EA	1									68	22
P 0	5975-615-3291	7556 (74545) JUNCTION BOX	A	EA	1	*	*	*	*	*	*	3	5	68	23
P 0	5310-209-0965	7901 (03743) WASHER, LOCK:GENERATOR HTG	A	EA	3	*	*	*	*	*	*	1	*	68	24
P 0	5310-721-5940	MS35338-47 (96906) NUT, PLAIN, HEXAGON: GENERATOR MTG	A	EA	3	REF	REF	REF	REF	REF	REF	REF	REF	68	25
		MS35690-725 (96906)	A												

(1) SMR CODE	(2) FEDERAL STOCK NUMBER	(3) DESCRIPTION USABLE ON CODE REF. NUMBER & MFR CODE	(4) UNIT OF MEAS	(5) QTY INC IN UNIT	(6) 30 DAY DS MAINT ALLOWANCE			(7) 30 DAY DS MAINT ALLOWANCE			(8) 1-YR ALW PER 100 EQUIP CNTGY	(9) DEPOT MAINT ALW PER 100 EQUIP	(10) ILLUS- TRATION		
					(A)	(B)	(C)	(A)	(B)	(C)			(A)	(B)	
					1-20	21-50	51-100	1-20	21-50	51-100			FIG. NO.	ITEM NO.	
X20		CABLE, SPECIAL PURPOSE: MOTOR TO JUNCTION BOX AND JUNCTION BOX TO RELAY, 11 FT. LG, 3 CONDUCTOR MILC3432 (81349)	A	EA	2								68	26	
P 0	5306-225-8497	SCREW, MACHINE:MOTOR MTG M590725-32 (96906)	A	EA	4	REF	REF	REF	REF	REF	REF	REF	68	27	
X20		CLAMP, CABLE MS3057-12B (96906)	A	EA	3								68	28	
X20		CONNECTOR, PLUG, ELECTRICAL MS3106A22-2P (96906)	A	EA	1								68	29	
P OR	2920-903-9534	GENERATOR: ENGINE ACCESSORY (SAME AS CHASSIS GENERATOR W/PULLEY REMOVED. FOR REPAIR PARTS SEE TM 9-2920-247-34) 10950808 (00000)	A	EA	1	*	*	1	*	*	1	10	5	68	30
P 0	3010-442-6375	COUPLING SHAFT 252RD (76474)	A	EA	1	1	2	4	1	2	4	48	10	68	31
P 0	6105-933-5161	MOTOR, AC: 110 V, 1 HP (SEE FIG. 69 FOR BREAKDOWN) 38N4-7307-4 (29633)	A	EA	1	1	2	4	1	2	4	48	10	68	32
P 0	5310-012-0214	WASHER, LOCK:MOTOR MTG MS35338-26 (96906)	A	EA	4	EF	REF	REF	REF	REF	REF	REF	68	33	
M 0		LEAD, ELECTRICAL:RELAY TO MOTOR MANUFACTURE FROM:	A	EA	2								68	34	
P 0	2920-953-9784	WIRE, ELECTRICAL, AS REQUIRED FSN 6145-548-2989	A	EA	1	*	*	1	*	*	1	10	5	68	35
X20		CONNECTOR, PLUG, ELECTRICAL MS3106R22-2S (96906)	A	EA	1								68	36	
M 0		TUBE: GENERATOR TO VOLTAGE REGULATOR MANUFACTURE FROM:	A	EA	1								68	37	
M 0		TUBE, 22 IN. REQUIRED FSN 5975-284-7339	A	EA	3								68	38	
M 0		LEAD, ELECTRICAL: GENERATOR TO VOLTAGE REGULATOR MANUFACTURE FROM:	A	EA	1								68	39	
M 0		WIRE, ELECTRICAL, 24 IN. REQUIRED FOR EACH LEAD FSN 6145-548-2989	A	EA	1								68	39	
M 0		LEAD, ELECTRICAL:VOLTAGE REGULATOR TO RELAY MANUFACTURE FROM:	A	EA	1								68	40	
M 0		WIRE, ELECTRICAL. 3 FT, 11 IN. REQUIRED FSN 6145-548-2989	A	EA	1								68	40	
M 0		TUBE: VOLTAGE REGULATOR TO RELAY MANUFACTURE FROM:	A	EA	1								68	40	
M 0		TUBE, 3 FT, 11 IN. REQUIRED FSN 5975-284-7339	A	EA	1								68	40	

(1) SMR CODE	(2) FEDERAL STOCK NUMBER	(3) DESCRIPTION USABLE ON CODE REF. NUMBER & MFR CODE	(4) UNIT OF MEAS	(5) QTY INC IN UNIT	(6) 30 DAY DS MAINT ALLOWANCE			(7) 30 DAY DS MAINT ALLOWANCE			(8) 1-YR ALW PER 100 EQUIP CNTGY	(9) DEPOT MAINT ALW PER 100 EQUIP	(10) ILLUS- TRATION		
					(A)	(B)	(C)	(A)	(B)	(C)			(A)	(B)	
					1-20	21-50	51-100	1-20	21-50	51-100			FIG. NO.	ITEM NO.	
X20		CONNECTOR, PLUG, ELECTRICAL MS3106R27-22ZP (96906)	A	EA	1								68	41	
P 0	5305-879-6483	SCREW, MACHINE: REGULATOR MTG	A	EA	4	*	*	*	*	*	1	*	68	42	
P 0	6105-933-5161	AN515PB416R16 (88044) MOTOR, AC: 110 V, 1 HP (SEE FIG. 68)	A	EA	1	REF	REF	REF	REF	REF	REF	REF	69		
X2F		38N4-7307-4 (29633) COVER, CAPACITOR	A	EA	1								69	1	
P F	5305-052-6913	A3911 (29633) SCREW, MACHINE	A	EA	6	*	*	*	*	*	*	*	69	2	
P F	5910-933-5623	MS24629-33 (96906) CAPACITOR	A	EA	1	1	2	4	1	2	4	48	15	69	3
X2F	5905-269-2650	X2585 (29633) RESISTOR	A	EA	1								69	6	
X2F		ENDBELL: ELECTRICAL ROTATING	A	EA	1								69	5	
X2F		G3884 (29633) SCREW, MACHINE	A	EA	2								69	6	
P F	5310-933-5455	650A (29633) GASKET	A	EA	2	1	2	4	1	2	4	48	15	69	7
P F	5945-933-5162	4416A (29633) RELAY, THERMAL	A	EA	1	1	7	4	1	2	4	48	15	69	8
M F		B505 (82647) LEAD, ELECTRICAL	A	EA	1								69	9	
M F		MANUFACTURE FROM: WIRE, ELECTRICAL, 10 IN. REQUIRED	A	EA	1								69	10	
M F		FSN 6145-548-2989 LEAD, ELECTRICAL	A	EA	1								69	11	
M F		MANUFACTURE FROM: WIRE, ELECTRICAL, 10 REQUIRED	A	EA	1								69	11	
M F		FSN 6145-548-2989 LEAD, ELECTRICAL	A	EA	1								69	11	
M F		MANUFACTURE FROM: WIRE, ELECTRICAL, 3 IN. REQUIRED	A	EA	1								69	12	
X2F		FSN 6145-548-2989 CONNECTOR, SOLDERLESS	A	EA	1								69	12	
X2F		A1601 (29633) SHIELD	A	EA	1								69	13	
X2F		4529A (29633) SCREW, MACHINE	A	EA	2								69	14	
P F	5930-933-5163	MS24629-24 (96906) SWITCH ASSEMBLY, STARTING	A	EA	1	1	2	4	1	2	4	48	10	69	15
P F	5305-855-0961	D5261 (29633) SCREW, MACHINE	A	EA	2	REF	REF	REF	REF	REF	REF	REF	69	16	
X2F		MS24629-35 (96906) WASHER, LOCK	A	EA	2								69	17	
X2F		1848A (29633) INSULATION, SHEET,	A	EA	1								69	18	
X2F		ELECTRICAL 5264A (29633)	A	EA	1								69	18	

(1) SMR CODE	(2) FEDERAL STOCK NUMBER	(3) DESCRIPTION REF. NUMBER & MFR CODE	USABLE ON CODE	(4) UNIT OF MEAS	(5) QTY INC IN UNIT	(6) 30 DAY DS MAINT ALLOWANCE			(7) 30 DAY DS MAINT ALLOWANCE			(8) 1-YR ALW PER 100 EQUIP CNTGY	(9) DEPOT MAINT ALW PER 100 EQUIP	(10) ILLUS- TRATION	
						(A)	(B)	(C)	(A)	(B)	(C)			(A)	(B)
						1-20	21-50	51-100	1-20	21-50	51-100			FIG. NO.	ITEM NO.
X2F		WASHER, FLAT U3010 (29633)	A	EA	3									69	19
P F	3110-144-8589	BEARING, BALL, ANNULAR: FRONT 6203-2Z (52676)	A	EA	1	1	2	4	1	2	4	48	15	69	20
X2F		DEFLECTOR: DIRT AND LIQUID 883010 (29633)	A	EA	2									69	21
X1		ROTOR: MOTOR C5263-19VR34 (29633)	A	EA	1									69	22
X2F		KEY, MACHINE C3179 (29633)	A	EA	1									69	23
P F	3110-144-8622	BEARING, BALL, ANNULAR: REAR 6205-2Z (52676)	A	EA	1	1	2	4	1	2	4	48	15	69	24
X2F		WASHER, SPRING, TENSION G355 (29633)	A	EA	1									69	25
X2F		DEFLECTOR: DIRT AND LIQUID AZ3010 (29633)	A	EA	1									69	26
X2F		BAFFLE, AIR 4901B (29633)	A	EA	1									69	27
X2F		ENDBELL:ELECTRICAL ROTATING EQUIPMENT, REAR A3885 (29633)	A	EA	1									69	28
X2F		SCREW, MACHINE S1828 (29633)	A	EA	4									69	29
X2F		COVER, PROTECTIVE: DUST AND MOISTURE SEAL 1859A (29633)	A	EA	2									69	30
X2F		JUNCTION BOX A4864 (29633)	A	EA	1									69	31
P F	5305-044-6556	SCREW, MACHINE 446556 (00000)	A	EA	2	*	*	*	*	*	*	1	*	69	32
X2F		LABEL, CONNECTION 4561A (29633)	A	EA	1									69	33
X2F		COVER, BOX A4865 (29633)	A	EA	1									69	34
X2F		PIN, STRAIGHT, HEADLESS 4405A (29633)	A	EA	2									69	35
X1		STATOR, MOTOR C4764-7307 (29633)	A	EA	1									69	36
X2F		PAD, CAPACITOR 83427 (29633)	A	EA	1									69	37
P F	5310-012-0361	NUT, PLAIN, HEXAGON MS35643-102 (96906)	A	EA	2	REF	REF	REF	REF	REF	REF	REF	REF	69	38
X2F		PLATE, IDENTIFICATION 4762B (29633)	A	EA	1										
P F	5305-253-5615	SCREW, DRIVE: IDENTIFICATION PLATE MTG MS21318-21 (96906)	A	EA	2	*	*	*	*	*	*	1	*		
X20		RELAY, AND ENCLOSURE ASSEMBLY 28-0114 (63734)	A	EA	1										

(1) SMR CODE	(2) FEDERAL STOCK NUMBER	(3) DESCRIPTION REF. NUMBER & MFR CODE	(4) USABLE ON CODE	(5) QTY INC IN UNIT	(6) 30 DAY DS MAINT ALLOWANCE			(7) 30 DAY DS MAINT ALLOWANCE			(8) 1-YR ALW PER 100 EQUIP CNTGY	(9) DEPOT MAINT ALW PER 100 EQUIP	(10) ILLUS- TRATION	
					(A)	(B)	(C)	(A)	(B)	(C)			(A)	(B)
					1-20	21-50	51-100	1-20	21-50	51-100			FIG. NO.	ITEM NO.
		GROUP 25-FUEL SYSTEM												
X20		FUEL SYSTEM: SPACE AND COLLANT HEATERS 28-01212 (63734)	A	EA 1			SEE	KIT,	P/N	28-	01162		70	
M 0		TUBE, COPPER: FUEL FILTER TO SPACE HEATER	A	EA 1			SEE	KIT,	P/N	28-	01162		70	1
P 0	4730-196-1481	NIPPLE, PIPE	A	EA 2	*	*	*	*	*	*	1	*	70	2
M 0		TUBE, COPPER: FUEL FILTER TO COLLANT HEATER	A	EA 1			SEE	KIT,	P/N	28-	01162		70	3
X20		NIPPLE, TUBE 42X4 (79470)	A	EA 3			SEE	KIT,	P/N	28-	01162		70	4
M 0		TUBE, COPPER: CONNECTING NIPPLE TO LIQUID HEATER	A	EA 1			SEE	KIT,	P/N	28-	01162		70	5
X20		TEE, TUBE 44X4 (79470)	A	EA 1			SEE	KIT,	P/N	28-	01162		70	6
X20		NUT, TUBE COUPLING 1110X4 (79470)	A	EA 16			SEE	KIT,	P/N	28-	01162		70	7
M 0		TUBE, COPPER: MAIN FUEL LINE TEE TO TEE TO FUEL PUMP	A	EA 1			SEE	KIT,	P/N	28-	01162		70	8
X20		TEE, PIPE TO TUBE 45X4 (04255)	A	EA 1			SEE	KIT,	P/N	28-	01162		70	9
X20		ELBOW, PIPE TO TUBE 49X4 (79470)	A	EA 3			SEE	KIT,	P/N	28-	01162		70	10
M 0		TUBE, COPPER: SPACE HEATER FUEL PUMP TEE TO COLLANT HEATER ELBOW	A	EA 1			SEE	KIT,	P/N	28-	01162		70	11
X20		FILTER, FLUID PRESSURE: FUEL TYPE GF48 854391 (70040)	A	EA 2			SEE	KIT,	P/N	28-	01162		70	12
M 0		TUBE, COPPER: FUEL FILTERS TO HEATER FUEL LINES	A	EA 2			SEE	KIT,	P/N	28-	01162		70	13
X20		PUMP, FUEL: NEG GROUND MS51321-1 (96906)	A	EA 2			SEE	KIT,	P/N	28-	01162		70	
X1		PUMP ASSEMBLY C627-50275G3 (46522)	A	EA 1			SEE	KIT,	P/N	28-	01162		71	1
X1		PLUNGER ASSEMBLY A619-50276 (46522)	EA	1		SEE	KIT,	P/N	28-	01162		71	2	
X1		SPRING A741-50277 (46522)	A	EA 1			SEE	KIT,	P/N	28-	01162		71	3
X1		GASKET A426-50278 (46522)	A	EA 1			SEE	KIT,	P/N	28-	01162		71	4
X1		CUP A286-50280 (46522)	A	EA 1			SEE	KIT,	P/N	28-	01162		71	5
X1		SCREW A698-50279 (46522)	A	EA 1			SEE	KIT,	P/N	28-	01162		71	6
X1		SCREEN A687-50281 (46522)	A	EA 3			SEE	KIT,	P/N	28-	01162		71	7

(1) SMR CODE	(2) FEDERAL STOCK NUMBER	(3) DESCRIPTION REF. NUMBER & MFR CODE	USABLE ON CODE	(4) UNIT OF MEAS	(5) QTY INC IN UNIT	(6) 30 DAY DS MAINT ALLOWANCE			(7) 30 DAY DS MAINT ALLOWANCE			(8) 1-YR ALW PER 100 EQUIP CNTGY	(9) DEPOT MAINT ALW PER 100 EQUIP	(10) ILLUS- TRATION		
						(A)	(B)	(C)	(A)	(B)	(C)			(A)	(B)	
						1-20	21-50	51-100	1-20	21-50	51-100			FIG. NO.	ITEM NO.	
P O		GASKET A426-50278 (46522)	A	EA	1	*	*	*	*	*	*	1	*	71	8	
X1		COVER ASSEMBLY A280-50282 (46522)	A	EA	1			SEE	KIT,	P/N	28-	01162		71	9	
X20		BAIL ASSEMBLY 5592046 (70040)	A	EA	1			SEE	KIT,	P/N	28-	01162		72	1	
P O	2910-560-1944	BOWL 854293 (70040)	A	EA	1	*	*	*	*	*	*	1	*	72	2	
P O	2910-560-1945	GASKET: BOW 854361 (70040)	A	EA	1	*	*	*	*	*	*	1	*	72	3	
P O	2910-560-1946	ELEMENT: 50 MICRON 854362 (70040)	A	EA	1	*	*	*	*	*	*	1	*	72	4	
P O	5310-933-6073	GASKET: CENTER 854471 (70040)	A	EA	1	*	*	*	*	*	*	1	*	72	5	
X20		COVER 854392 (70040)	A	EA	1			SEE	KIT,	P/N	28-	01162		72	6	
X2F		GROUP 26-FRAME U BOLT ASSEMBLY: FRAME ASSEMBLY MTG 105T2-29A2 (63734)		EA	4									73		
P F	5310-982-6803	NUT, SELF-LOCKING: MTG MS21044D10 (96906)	U BOLT	EA	8	8	*	*	*	*	*	*	1	*	73	1
X2F		PLATE, U BOLT 10572-29-2 (63734)		EA	4									73	2	
X2F		SPRING, HELICAL, COMPRESSION: U BOLT 45-13594 (63734)		EA	8									73	3	
X2F		WASHER: U BOLT MIG 5/8 IN. SCREW SIZE 10572-29-4 (63734)		EA	8									73	4	
XZF		U BOLT SK7766 (63734)		EA	4									73	5	
X2F		FRAME ASSEMBLY, COMPONENT 10572-36A (63734)		EA	1									73	6	
M F		SILL, TANK MANUFACTURE FROM: STRINGER, 2-3/8 X 2-3/8 X 102 REQUIRED FSN 5510-267-2276		EA	2									73	7	
X20		GROUP 27-FIRE EXTINGUISHER EXTINGUISHER, FIRE, 54-09304 FR2-3-4-11848 (99539)		EA	1											
X20		ADAPTER, PIPE TO TUBE		EA	1											
X20		BRACKET ASSEMBLY BF13305 (99539)		EA	1											
X20		CLIP 999-11944 (99539)		EA	1											

(1) SMR CODE	(2) FEDERAL STOCK NUMBER	(3) DESCRIPTION USABLE ON CODE REF. NUMBER & MFR CODE	(4) UNIT OF MEAS	(5) QTY INC IN UNIT	(6) 30 DAY DS MAINT ALLOWANCE			(7) 30 DAY DS MAINT ALLOWANCE			(8) 1-YR ALW PER 100 EQUIP CNTGY	(9) DEPOT MAINT ALW PER 100 EQUIP	(10) ILLUS- TRATION	
					(A)	(B)	(C)	(A)	(B)	(C)			(A)	(B)
					1-20	21-50	51-100	1-20	21-50	51-100			FIG. NO.	ITEM NO.
X20		PLATE, INSTRUCTION FR2-3-4-13001 (99539)	EA	1										
X20		SHELL ASSEMBLY FR2-3-4-11855 (99539)	EA	1										
X20		VALVE AND DISCHARGE ASSEMBLY FR2-3-4-12183 (99539)	EA	1										
P 0	5310-827-8485	GROUP 28-IDENTIFICATION PLATES AND INSTRUCTION HOLDERS NUT, PLAIN, HEXAGON: IDENTIFICATION PLATE MTG	EA	2	REF	REF	REF	REF	REF	REF	REF	REF		
X20		PLATE, IDENTIFICATION 40-00172 (63734)	EA	1										
X20		PLATE, IDENTIFICATION: AUXILIARY COOLING 9905225P41 (63734)	EA	1										
X2F	9905-577-4219	PLATE, IDENTIFICATION: C.O.E	EA	1										
X20		PLATE, IDENTIFICATION: CLUTCH, PUMP 9905225P19 (63734)	EA	1										
X20		PLATE, IDENTIFICATION: CLUTCH, ROAD 9905225P20 (63734)	EA	1										
X20		PLATE, IDENTIFICATION: ENGINE LIGHT 9905225P57 (63734)	EA	1										
X20		PLATE, IDENTIFICATION: FOAM 9905225P21 (63734)	EA	2										
X20		PLATE, IDENTIFICATION: LEFT 9905225P37 (63734)	EA	1										
X20		PLATE, IDENTIFICATION: METER VALVE 9905225P48 (63734)	EA	1										
X20		PLATE, IDENTIFICATION: PANEL LIGHT 9905225P49 (63734)	EA	1										
X20		PLATE, IDENTIFICATION: PRIMER 9905225P18 (63734)	EA	1										
X20		PLATE, IDENTIFICATION: PRIMER VALVE VS737F (26840)	EA	1										
X20		PLATE, IDENTIFICATION: RIGHT 9905225P38 (63734)	EA	1										
X20		PLATE, IDENTIFICATION: SIREN LIGHT 9905225P58 (63734)	EA	1										
X20		PLATE, IDENTIFICATION: SUCTION 9905225P13 (63734)	EA	1										
X20		PLATE, IDENTIFICATION: SWITCH 9905225P39 (63734)	EA	3										

(1) SMR CODE	(2) FEDERAL STOCK NUMBER	(3) DESCRIPTION USABLE ON CODE REF. NUMBER & MFR CODE	(4) UNIT OF MEAS	(5) QTY INC IN UNIT	(6) 30 DAY DS MAINT ALLOWANCE			(7) 30 DAY DS MAINT ALLOWANCE			(8) 1-YR ALW PER 100 EQUIP CNTGY	(9) DEPOT MAINT ALW PER 100 EQUIP	(10) ILLUS- TRATION	
					(A)	(B)	(C)	(A)	(B)	(C)			(A)	(B)
					1-20	21-50	51-100	1-20	21-50	51-100			FIG. NO.	ITEM NO.
X20		PLATE, IDENTIFICATION: THROTTLE 9905225P47 (63734)	EA	1										
X20		PLATE, IDENTIFICATION: WARNING LIGHT 9905225P59 (63734)	EA	1										
X20		PLATE, IDENTIFICATION: 2-1/2 IN. DISCHARGE, LEFT HAND 9905225P9 (63734)	EA	2										
X20		PLATE, IDENTIFICATION: 2-1/2 IN. DISCHARGE, RIGHT HAND 9905225P10 (63734)	EA	1										
X20		PLATE, INSTRUCTION: DRAIN 9905225P12 (63734)	EA	1										
X20		PLATE, INSTRUCTION: HOSE REEL 9905225P11 (63734)	EA	4										
X20		PLATE, INSTRUCTION: METERING VALVE S4519 (51378)	EA	1										
X20		PLATE, INSTRUCTION: PULL 9905225P32 (63734)	EA	8										
X20		PLATE, INSTRUCTION: TANK 9905225P14 (63734)	EA	1										
X20		PLATE, INSTRUCTION: TANK FILL 9905225P16 (63734)	EA	1										
X20		PLATE, INSTRUCTION: TANK SUCTION 9905225P15 (63734)	EA	1										
P F	5305-017-3185	SCREW, DRIVE: C.O.E. PLATE MTG	EA	4	*	*	*	*	*	*	1	*		
P 0	5305-558-3676	SCREW, MACHINE: IDENTIFICATION PLATE MTG	EA	2	*	*	*	*	*	*	1	*		
		GROUP 29-WINTERIZATION KIT												
X20		WINTERIZATION KIT, INSTALLATION (LESS GENERATOR ASSEMBLY) 28-01162 (63734)	EA	1										
		2 EA, BOX ASSEMBLY, CONTROL: COMPLETE, 12 V AND 24 V (U/O HEATERS, MODELS MH30B2 AND MH60D1, ONLY) C51230G2 (465221)	A											
		FSN 6110-866-2559												
		8 EA, SCREW, MACHINE MS35214-14 (96906)	A										REF REF	
		FSN 5305-207-7465												
		16 EA, WASHER, LOCK MS35333-36 (96906)	A										REF REF	
		FSN 5310-193-7577												
		2 EA, BOX ASSEMBLY: CONTROL 813777-1 (46522)	A										REF REF	
		FSN 3810-887-4548												

(1) SMR CODE	(2) FEDERAL STOCK NUMBER	(3) DESCRIPTION USABLE ON CODE REF. NUMBER & MFR CODE		(4) UNIT OF MEAS	(5) QTY INC IN UNIT	(6) 30 DAY DS MAINT ALLOWANCE			(7) 30 DAY DS MAINT ALLOWANCE			(8) 1-YR ALW PER 100 EQUIP CNTGY	(9) DEPOT MAINT ALW PER 100 EQUIP	(10) ILLUS- TRATION				
						(A)	(B)	(C)	(A)	(B)	(C)			(A)	(B)			
						1-20	21-50	51-100	1-20	21-50	51-100			FIG. NO.	ITEM NO.			
		4 EA, CLIP C6052-832X27 (78553)	A															
		2 EA, WIRE ASSEMBLY B50074G3 (46522) FSN 2590-865-2961	A												REF	REF		
		2 EA, WIRE: JUMPER, CONTROL SWITCH B50480G1 (46522) FSN 2590-886-8009	A												REF	REF		
		2 EA, WIRE ASSEMBLY 850074G2 (46522) FSN 2590-865-2960	A												REF	REF		
		2 EA, SWITCH: CONTROL MS35059-21 (96906) FSN 5930-615-9376	A												REF	REF		
		2 EA, CIRCUIT BREAKER MS24506-20 (81349) FSN 5925-811-2973	A												REF	REF		
		2 EA, GROMMET A440-2287 (46522) FSN 5340-034-3054	A												REF	REF		
		2 EA, SHELL, ELECTRICAL CONNECTION A715-2096 (46522) FSN 5935-080-7748	A												REF	REF		
		2 EA, TERMINAL, QUICK DISCONNECT A806-2288 (46522) FSN 5940-082-8135	A												REF	REF		
		2 EA, TERMINAL, LUG A806-1533 (46522) FSN 5940-080-8320	A												REF	REF		
		2 EA, WIRE ASSEMBLY: POWER SUPPLY 850554G8 (46522) FSN 2590-886-8010	A															
		2 EA GROMMET 7428210-219 (79500) FSN 5325-276-4265	A															
		2 EA, PANEL: CONTROL BOX 813782G1-2 (46522)	A												REF	REF		
		4 EA, SCREW 420463 (21450) FSN 5305-042-0463	A															
		2 EA, BRACKET, ANGLE 813780-1 (46522) FSN 2990-604-3577	A												REF	REF		
		8 EA, NUT, PLAIN, HEXAGON MS35649-45 (96906) FSN 5310-616-3092	A															
		2 EA, LAMP: 12 V AND 24 V MS2531-313 (96906) FSN 6240-155-8714	A										REF		REF			
		2 EA, RECEPTACLE:BOX A50948GL (46522) FSN 5935-839-7613	A												REF	REF		
		2 EA, SOCKET: LIGHT A13184 (46522)	A												REF	REF		
		FSN 6210-081-6806																

(1) SMR CODE	(2) FEDERAL STOCK NUMBER	(3) DESCRIPTION USABLE ON CODE REF. NUMBER & MFR CODE	(4) UNIT OF MEAS	(5) QTY INC IN UNIT	(6) 30 DAY DS MAINT ALLOWANCE			(7) 30 DAY DS MAINT ALLOWANCE			(8) 1-YR ALW PER 100 EQUIP CNTGY	(9) DEPOT MAINT ALW PER 100 EQUIP	(10) ILLUS- TRATION	
					(A)	(B)	(C)	(A)	(B)	(C)			(A)	(B)
					1-20	21-50	51-100	1-20	21-50	51-100			FIG. NO.	ITEM NO.
		18 EA, TERMINAL, LUG A806-18943G1 (46522)	A										REF	REF
		FSN 5940-885-4632 2 EA, PLATE, NAME 850448G1 (46522)	A										REF	REF
		FSN 2540-866-3648 2 EA, RECEPTACLE ASSEMBLY 851233G1 (46522)	A										REF	REF
		FSN 4520-829-6170 4 EA, SCREW, MACHINE MS35214-23 (96906)	A										REF	REF
		FSN 5305-059-8248 4 EA, SCREW, MACHINE MS35214-40 (96906)	A										REF	REF
		FSN 5305-637-1124 1 EA, COVER: HOUSING 28-01206 (63734)	A										REF	REF
		1 EA, CONTACT, PUSH-PULL B4961-69L (75418)	A										REF	REF
		FSN 2590-933-5176 6 EA, CLAMP, HOSE 5-8-3W (77860)	A										REF	REF
		5 EA, BUSHING, PIPE 9905300 (63734)	A										REF	REF
		3 EA, ELBOW, PIPE TO HOSE BK12975 (06840)	A										REF	REF
		FSN 4730-897-9047 32 EA, CLAMP, HOSE QS100M20S (08484)	A										REF	REF
		FSN 4730-278-2519 1 EA, BUSHING, PIPE 9905299 (63734)	A										REF	REF
		1 EA, ELBOW, PIPE TO HOSE 9905301 (63734)	A										REF	REF
		3 EA, BUSHING, PIPE 144039 (24617)	A										REF	REF
		FSN 4730-278-3201 2 EA, COCK, DRAIN MS35784-3 (96906)	A										REF	REF
		FSN 4820-272-3346 2 EA, BOLT, U 28-01207 (63734)	A										REF	REF
		1 EA, ELBOW ASSEMBLY: BATTERY COMPARTMENT INLET 28-01170 (63734)	A										REF	REF
		1 EA, CLAMP, HOSE QS500M28S (08484)	A										REF	REF
		2 EA, CLAMP, HOSE:SPACE HEATER OUTLET GS72 (93292)	A											
		2 EA, ADAPTER, STRAIGHT, PIPE TO HOSE 9905294 (63734)	A											

(1) SMR CODE	(2) FEDERAL STOCK NUMBER	(3) DESCRIPTION USABLE ON CODE REF. NUMBER & MFR CODE	(4) UNIT OF MEAS	(5) QTY INC IN UNIT	(6) 30 DAY DS MAINT ALLOWANCE			(7) 30 DAY DS MAINT ALLOWANCE			(8) 1-YR ALW PER 100 EQUIP CNTGY	(9) DEPOT MAINT ALW PER 100 EQUIP	(10) ILLUS- TRATION	
					(A)	(B)	(C)	(A)	(B)	(C)			(A)	(B)
					1-20	21-50	51-100	1-20	21-50	51-100			FIG. NO.	ITEM NO.
		1 EA, ELEMENT, STRAINER S2147-1-11N (03485)	A										REF	REF
		FSN 4730-933-5374 1 EA, ELBOW, PIPE, STREET 9905304 (63734)	A										REF	REF
		FSN 4730-261-4218 1 EA, COUPLING, PIPE 9905308 (63734)	A										REF	REF
		1 EA, ELBOW, PIPE, STREET 9905305 (63734)	A										REF	REF
		FSN 4730-253-4413 1 EA, COOLANT PUMP INSTALLATION											REF	REF
		28-01211 (63734) 4 EA, WASHER LOCK MS35338-26 (96906)	A										REF	REF
		FSN 5310-012-0214 4 EA, SCREW, CAP, HEXAGON HEAD											REF	REF
		MS90725-32 (96906) FSN 5306-225-8497 EA. MOTOR, D.C	A										REF	REF
		28-01140 (63734) FSN 6105-933-5178	A										REF	REF
		1 EA, ARMATURE. MOTOR SA23006B10T5009 (44541)	A										REF	REF
		1 EA, BASE LB3451-1 (44541)	A										REF	REF
		2 EA, BEARING. BALL, ANNULAR LA8046-03A (44541)	A										REF	REF
		2 EA, BRUSH, ELECTRICAL, CONTACT SA678-9 (44541)	A										REF	REF
		2 EA, CAP, ELECTRICAL L3216 (44541)	A										REF	REF
		1 EA, ENDBELL: ELECTRICAL ROTATING EQUIPMENT SA18545 (44541)	A										REF	REF
		2 EA, ARM BRUSH HOLDER LA6945-3 (44541)	A										REF	REF
		2 EA, CAPACITOR SA13229-2 (44541)	A										REF	REF
		1 EA, ENDBELL LC5198D20 (44541)	A										REF	REF
		2 EA, HOLDER, ELECTRICAL CONTACT BRUSH L3217-1 (44541)	A										REF	REF

(1) SMR CODE	(2) FEDERAL STOCK NUMBER	(3) DESCRIPTION USABLE ON CODE REF. NUMBER & MFR CODE	(4) UNIT OF MEAS	(5) QTY INC IN UNIT	(6) 30 DAY DS MAINT ALLOWANCE			(7) 30 DAY DS MAINT ALLOWANCE			(8) 1-YR ALW PER 100 EQUIP CNTGY	(9) DEPOT MAINT ALW PER 100 EQUIP	(10) ILLUS- TRATION	
					(A)	(B)	(C)	(A)	(B)	(C)			(A)	(B)
					1-20	21-50	51-100	1-20	21-50	51-100			FIG. NO.	ITEM NO.
		2 EA, INSULATOR, BUSHING LA11150-08 (44541)	A										REF	REF
		2 EA, INSULATOR, BUSHING L310-1 (44541)	A										REF	REF
		1 EA, NIPPLE, PIPE L1124-3 (44541)	A										REF	REF
		1 EA, PIN, STRAIGHT, HEADLESS L1072-16 (44541)	A										REF	REF
		4 EA, SCREW, MACHINE LA23011-1 (44541)	A										REF	REF
		2 EA, SETSCREW L1522-L (44541)	A										REF	REF
		2 EA, WASHER, FLAT L2417-5 (44541)	A										REF	REF
		1 EA, ENDBELL LC394302 (44541)	A										REF	REF
		1 EA, KEY, MACHINE L97-2 (44541)	A										REF	REF
		4 EA, NUT, PLAIN, HEXAGON LA6129 (44541)	A										REF	REF
		1 EA, PLATE, IDENTIFICATION LA6465-1B (44541)	A	A									REF	REF
		4 EA, SCREW, CAP, HEXAGON HEAD A6281-38 (44541)	A										REF	REF
		4 EA, SCREW, DRIVE: IDENTIFICATION PLATE MTG L1424-1 (44541)	A										REF	REF
		4 EA, SCREW, MACHINE LK4-1 (44541)	A										REF	REF
		1 EA, STATOR, MOTOR SA14592-14T5009 (44541)	A										REF	REF
		1 EA, WASHER, FLAT L1562-18 (44541)	A										REF	REF
		1 EA, WASHER, SPRING LA14640-3 (44541)	A										REF	REF
		6 EA, NUT, PLAIN, HEXAGON MS35690-605 (96906) FSN 5310-012-0377	A										REF	REF

(1) SMR CODE	(2) FEDERAL STOCK NUMBER	(3) DESCRIPTION USABLE ON CODE REF. NUMBER & MFR CODE	(4) UNIT OF MEAS	(5) QTY INC IN UNIT	(6) 30 DAY DS MAINT ALLOWANCE			(7) 30 DAY DS MAINT ALLOWANCE			(8)	(9)	(10) ILLUS- TRATION				
					(A)	(B)	(C)	(A)	(B)	(C)	1-YR ALW PER 100 EQUIP CNTGY	DEPOT MAINT ALW PER 100 EQUIP	(A)	(B)	FIG. NO.	ITEM NO.	
					1-20	21-50	51-100	1-20	21-50	51-100							
		6 EA, WASHER, LOCK MS35338-27 (96906)	A									REF	REF				
		FSN 5310-543-2705 1 EA, COUPLING, SHAFT, FLEXIBLE											REF	REF			
		28-01099 (63734) FSN 3010-933-5177 1 EA, PUMP, ROTARY, POWER DRIVEN	A										REF	REF			
		3000 (44408) FSN 4320-933-5179 1 EA, BODY ASSEMBLY, PUMP	A											REF	REF		
		C5172 (44408) 1 EA, BUSHING, SLEEVE	A											REF	REF		
		A5092 (44408) FSN 4320-042-5244 1 EA, BUSHING, SLEEVE	A											REF	REF		
		AS091 (44408) FSN 4320-780-9848 2 EA, BUSHING, SLEEVE	A											REF	REF		
		A5091 (44408) 1 EA, COVER, PUMP	A											REF	REF		
		C5900 (44408) 1 EA, GASKET: COVER	A											REF	REF		
		A5221 (44408) FSN 5330-933-5180 2 EA, GEAR, SPUR	A											REF	REF		
		A5027 (44408) FSN 4320-789-8846 2 EA, PACKING ASSEMBLY	A											REF	REF		
		A5419 (44408) FSN 4320-933-5181 1 EA, PACKING, NUT	A											REF	REF		
		A1762 (44408) FSN 4730-780-9808 1 EA, PIN, STRAIGHT, HEADLESS	A											REF	REF		
		A5473 (44408) 8 EA, SCREW, MACHINE	A											REF	REF		
		A5385 (44408) FSN 5305-781-1364 1 EA, SHAFT, DRIVE	A											REF	REF		
		A5069 (44408) FSN 5315-933-5453 1 EA, SHAFT, IDLE	A											REF	REF		
		A5068 (44408) FSN 5315-933-5454 4 EA, SCREW, CAP, HEXAGON HEAD	A											REF	REF		
		MS90725-64 (96906) FSN 5305-269-3214 2 EA, SCREW, CAP, HEXAGON HEAD	A											REF	REF		
		MS90725-60 (96906) FSN 5305-269-3211 1 EA, BASE, PUMP AND MOTOR	A											REF	REF		
		28-01096 (63734)	A														

(1) SMR CODE	(2) FEDERAL STOCK NUMBER	(3) DESCRIPTION USABLE ON CODE REF. NUMBER & MFR CODE	(4) UNIT OF MEAS	(5) QTY INC IN UNIT	(6) 30 DAY DS MAINT ALLOWANCE			(7) 30 DAY DS MAINT ALLOWANCE			(8) 1-YR ALW PER 100 EQUIP CNTGY	(9) DEPOT MAINT ALW PER 100 EQUIP	(10) ILLUS- TRATION	
					(A)	(B)	(C)	(A)	(B)	(C)			(A)	(B)
					1-20	21-50	51-100	1-20	21-50	51-100			FIG. NO.	ITEM NO.
		1 EA, ELBOW, PIPE, STREET 9905309 (63734)	A										REF	REF
		1 EA, ADAPTER, STRAIGHT, PIPE TO HOSE BK13038 (14892) FSN 4730-289-0347	A										REF	REF
		1 EA, ELBOW, PIPE TO HOSE BK22379 (06840) FSN 4730-447-5723	A										REF	REF
		1 EA, HEATER, COOLANT: MULTI-FUEL, 60,000 BTU, 24 V, DC HUPP MODEL MH6OD1 E5155G3 (46522) FSN 2540-933-5183	A										REF	REF
		1 EA, CHAMBER ASSEMBLY, COMBUSTION D51571G1-1 (46522) FSN 2540-887-5648	A										REF	REF
		1 EA, GASKET A50042G1 (46522) FSN 5310-687-7613	A										REF	REF
		1 EA, COVER: CONTROL HEAD 850060G1-2 (46522) FSN 3810-887-5591	A										REF	REF
		1 EA, HEAD ASSEMBLY, CONTROL: 24 V (U/O HEATER, P/N E5155G3 ONLY) D50869G3 (46522) FSN 2540-887-5650	A										REF	REF
		2 EA, SPACER A50551G1 (46522) FSN 5340-839-4404	A										REF	REF
		2 EA, SOCKET: SHIELD TYPE A50231G1 (46522) FSN 5935-850-2606	A										REF	REF
		1 EA, SOCKET A50290G2 (46522) FSN 5935-850-8062	A										REF	REF
		1 EA, TEE, ADAPTER A19494G1 (46522) FSN 4520-325-0636	A										REF	REF
		1 EA, BASE ASSEMBLY: CONTROL HEAD C50822G2-2 (46522) FSN 3810-887-5593	A										REF	REF
		1 EA, BASE: RELAY MTG B50866G1-2 (46522) FSN 2540-888-2822	A										REF	REF
		1 EA, CLAMP: COIL MTG A50210G1 (46522) FSN 5340-073-7070	A	A									REF	REF
		1 EA, COIL ASSEMBLY, IGNITION B50708G2 (46522) FSN 4520-678-7944	A	A									REF	REF
		1 EA, ELBOW, STREET A1522 (46522) FSN 4730-788-4736	A										REF	REF

(1) SMR CODE	(2) FEDERAL STOCK NUMBER	(3) DESCRIPTION USABLE ON CODE REF. NUMBER & MFR CODE	(4) UNIT OF MEAS	(5) QTY INC IN UNIT	(6) 30 DAY DS MAINT ALLOWANCE			(7) 30 DAY DS MAINT ALLOWANCE			(8) 1-YR ALW PER 100 EQUIP CNTGY	(9) DEPOT MAINT ALW PER 100 EQUIP	(10) ILLUS- TRATION	
					(A)	(B)	(C)	(A)	(B)	(C)			(A)	(B)
					1-20	21-50	51-100	1-20	21-50	51-100			FIG. NO.	ITEM NO.
		1 EA GROMMET 850035G3 (46522) FSN 5325-872-9773	A										REF	REF
		1 EA. NUT, ACORN A50714G1 (46522) FSN 5310-808-9719	A										REF	REF
		4 EA, NUT, PLAIN, HEXAGON MS21044N06 (96906) FSN 5310-081-8087	A										REF	REF
		1 EA, RECEPTACLE ASSEMBLY B50939G1 (46522) FSN 3825-887-8741	A										REF	REF
		2 EA RELAY: TIME, 24 V 850234G3 (46522) FSN 5945-683-3917	A										REF	REF
		1 EA, RELAY: POWER. 24 V B50232G15 (46522) FSN 5945-811-2838	A										REF	REF
		1 EA, RESISTOR ASSEMBLY: 24 V, ONLY A50920G1 (46522) FSN 5905-799-6005	A										REF	REF
		4 EA, SCREW, MACHINE MS35214-27 (96906) FSN 5305-206-1288	A										REF	REF
		2 EA, SCREW 424502 (00000) FSN 5305-042-4502	A										REF	REF
		8 EA, SCREW MS24629-1 (96906) FSN 5305-855-0969	A										REF	REF
		2 EA, SCREW MS35265-41 (96906) FSN 5305-622-9675	A										REF	REF
		1 EA, SHIELD ASSEMBLY, COIL 851751G1 (46522)	A										REF	REF
		2 EA, SHIELD: RELAY A50244G1 (46522) FSN 5945-860-4047	A										REF	REF
		1 EA, BURNER ASSEMBLY: COMPLETE C50164G1 (46522) FSN 2540-800-0656	A										REF	REF
		1 EA, GASKET: IGNITER SLEEVE AU26-18272G1 (46522) FSN 5330-684-5615	A										REF	REF
		1 EA, BAND: CONNECTOR A50910G1 (46522)	A										REF	REF
		1 EA, GROMMET B50035G3 (46522) FSN 5325-872-9773	A										REF	REF
		1 EA, COVER ASSEMBLY: INTAKE C50484GL-2 (46522) FSN 4520-529-6388	A										REF	REF

(1) SMR CODE	(2) FEDERAL STOCK NUMBER	(3) DESCRIPTION USABLE ON CODE REF. NUMBER & MFR CODE		(4) UNIT OF MEAS	(5) QTY INC IN UNIT	(6) 30 DAY DS MAINT ALLOWANCE			(7) 30 DAY DS MAINT ALLOWANCE			(8) 1-YR ALW PER 100 EQUIP CNTGY	(9) DEPOT MAINT ALW PER 100 EQUIP	(10) ILLUS- TRATION	
						(A)	(B)	(C)	(A)	(B)	(C)			(A)	(B)
						1-20	21-50	51-100	1-20	21-50	51-100			FIG. NO.	ITEM NO.
		1 EA, CASING ASSEMBLY C51562G1-1 (46522)	A											REF	REF
		4 EA, BUMPER A183-50033G1 (46522)	A											REF	REF
		FSN 5340-805-3261 1 EA, BASE ASSEMBLY: HEATER MTG C51597G1 (46522)	A											REF	REF
		1 EA, BRACKET: TERMINAL A50606GL-1 (46522)	A											REF	REF
		FSN 2990-802-7393 1 EA, CAM SET A50913G1 (46522)	A											REF	REF
		1 EA, BUSHING: CAM A51740G1 (46522)	A											REF	REF
		FSN 4520-860-4418 1 EA, CAM: CONTACT A51740G1 (46522)	A											REF	REF
		FSN 4520-860-4419 1 EA, COLLAR: CAM A51741G1 (46522)	A											REF	REF
		FSN 4520-860-4420 1 EA, SETSCREW MS51031-47 (96906)	A	A										REF	REF
		FSN 5305-993-3590 1 EA, CAP B50543GI-1 (46522)	A											REF	REF
		FSN 2990-073-7073 1 EA, CAPACITOR AND BRACKET A50758GI (46522)	A											REF	REF
		FSN 5910-974-0372 1 EA, CONTACT SET A50757G2 (46522)	A											REF	REF
		FSN 3805-778-9608 1 EA, FAN ASSEMBLY B42575GI-1 (46522)	A									REF		REF	REF
		FSN 4520-972-4214 1 EA, INSULATOR: POST A3056 (46522)	A											REF	REF
		FSN 2990-073-7066 1 EA, MOTOR: 24 V C50576G6 (46522)	A											REF	REF
		2 EA, NUT, PLAIN, HEXAGON MS35649-85 (96906)	A											REF	REF
		FSN 5310-616-6949 1 EA, PLATE, CONTACT A50601GI (46522)	A											REF	REF
		FSN 2990-073-7074 2 EA, SCREW, MACHINE MS35207-275 (96906)	A											REF	REF
		FSN 5305-598-0672 3 EA, SCREW, MACHINE MS35206-241 (96906)	A											REF	REF
		FSN 5305-984-6189													

(1) SMR CODE	(2) FEDERAL STOCK NUMBER	(3) DESCRIPTION USABLE ON CODE REF. NUMBER & MFR CODE	(4) UNIT OF MEAS	(5) QTY INC IN UNIT	(6) 30 DAY DS MAINT ALLOWANCE			(7) 30 DAY DS MAINT ALLOWANCE			(8) 1-YR ALW PER 100 EQUIP CNTGY	(9) DEPOT MAINT ALW PER 100 EQUIP	(10) ILLUS- TRATION	
					(A)	(B)	(C)	(A)	(B)	(C)			(A)	(B)
					1-20	21-50	51-100	1-20	21-50	51-100			FIG. NO.	ITEM NO.
		1 EA, SCREW, MACHINE MS35241-44 (96906)	A										REF	REF
		FSN 5305-206-1285 3 EA, SCREW, MACHINE MS35265-41 (96906)	A										REF	REF
		FSN 5305-622-9475 1 EA, SETSCREW MS51031-47 (96906)	A										REF	REF
		FSN 5305-993-3590 1 EA, SHELL ASSEMBLY: COMBUSTION AIR C50162G4-3 (46522)	A										REF	REF
		2 EA, SPACE A50605G1 (46522)	A										REF	REF
		FSN 2990-802-7356 INSULATOR : A40008G1 (46522)	A										REF	REF
		FSN 5310-080-3350 2 EA, WASHER, FLAT MS15795-709 (96906)	A										REF	REF
		FSN 5310-045-5206 2 EA, WASHER, LOCK MS35338-23 (96906)	A										REF	REF
		FSN 5310-209-5309 2 EA, WASHER, LOCK MS35338-17 196906)	A										REF	REF
		FSN 5310-550-0285 2 EA, WASHER, LOCK MS35338-24 (96906)	A										REF	REF
		FSN 5310-043-2226 COMBUSTION 24 EA, BLOWER ASSEMBLY: COMBUSTION 24 V C50849G3 146522)	A										REF	REF
		2 EA, ELBOW, PIPE, STREET 9905292 (63734)	A										REF	REF
		1 EA, ELBOW ASSEMBLY: ENGINE PAN HEATER OUTLET 28-01169 (63734)	A										REF	REF
		3 EA, ELBOW, PIPE 9905295 (63734)	A										REF	REF
		FSN 4730-249-1478 1 EA, BUSHING, PIPE 9905297 (63734)	A										REF	REF
		1 EA, FUEL SYSTEM: SPACE AND COOLANT HEATERS 28-01212 (63734)	A										REF	REF
		1 EA, TUBE, COPPER: FUEL FILTER TO SPACE HEATER MANUFACTURE FROM: WWT799TYPEK (81348)	A										REF	REF
		TUBE, COPPER, 7 FT, 3 IN. REQUIRED FSN 4710-277-6108A											REF	REF

(1) SMR CODE	(2) FEDERAL STOCK NUMBER	(3) DESCRIPTION USABLE ON CODE REF. NUMBER & MFR CODE	(4) UNIT OF MEAS	(5) QTY INC IN UNIT	(6) 30 DAY DS MAINT ALLOWANCE			(7) 30 DAY DS MAINT ALLOWANCE			(8) 1-YR ALW PER 100 EQUIP CNTGY	(9) DEPOT MAINT ALW PER 100 EQUIP	(10) ILLUS- TRATION	
					(A)	(B)	(C)	(A)	(B)	(C)			(A)	(B)
					1-20	21-50	51-100	1-20	21-50	51-100			FIG. NO.	ITEM NO.
		2 EA, NIPPLE, PIPE FSN 4730-196-1481A											REF	REF
		2 EA, PUMP, FUEL: NEG GROUND MS51321-1 (96906) FSN 2910-710-6054	A										REF	REF
		1 EA, COVER ASSEMBLY A280-50282 (46522)	A										REF	REF
		1 EA, CUP A286-50280 (46522)											REF	REF
		1 EA, GASKET A426-50278 (46522)	A										REF	REF
		FSN 4520-678-7946 1 EA, GASKET A426-50278 (46522)	A										REF	REF
		FSN 5340-707-8012 1 EA, PLUNGER ASSEMBLY A619-50276 (46522)	A										REF	REF
		1 EA, PUMP ASSEMBLY C627-50275G3 (46522)	A										REF	REF
		3 EA, SCREEN A687-50281 (46522)	A										REF	REF
		1 EA, SCREW A698-50279 (46522)	A										REF	REF
		1 EA, SPRING A741-5027T 146522)	A										REF	REF
		1 EA, TUBE, COPPER: FUEL FILTER TO COOLANT HEATER MANUFACTURE FROM: WWT799TYPEK (81348)	A										REF	REF
		TUBE, COPPER, 9 FT 3 IN. REQUIRED FSN 4710-277-6108A											REF	REF
		3 EA, NIPPLE, TUBE 42X4 (79470)	A										REF	REF
		FSN 4730-864-6105 1 EA, TUBE, COPPER: CONNECTING NIPPLE TO LIQUID HEATER MANUFACTURE FROM: WWT799TYPEK (81348)	A										REF	REF
		TUBE, COPPER, 25 IN. REQUIRED FSN 4710-277-6108A											REF	REF
		1 EA, TEE, TUBE 44X4 (79470)	A										REF	REF
		FSN 4730-287-1561 16 EA, NUT, TUBE COUPLING 1110X4 179470)	A										REF	REF
		FSN 4730-011-6452 1 EA, TUBE, COPPER: MAIN FUEL LINE TEE TO TEE TO FUEL PUMP MANUFACTURE FROM: WWT799TYPEK (81348)	A										REF	REF

(1) SMR CODE	(2) FEDERAL STOCK NUMBER	(3) DESCRIPTION USABLE ON CODE REF. NUMBER & MFR CODE	(4) UNIT OF MEAS	(5) QTY INC IN UNIT	(6) 30 DAY DS MAINT ALLOWANCE			(7) 30 DAY DS MAINT ALLOWANCE			(8) 1-YR ALW PER 100 EQUIP CNTGY	(9) DEPOT MAINT ALW PER 100 EQUIP	(10) ILLUS- TRATION	
					(A)	(B)	(C)	(A)	(B)	(C)			(A)	(B)
					1-20	21-50	51-100	1-20	21-50	51-100			FIG. NO.	ITEM NO.
		TUBE, COPPER, 5 FT REQUIRED FSN 4710-277-6108	A										REF	REF
		1 EA, TEE, PIPE TO TUBE 45X4 (04255) FSN 4730-278-6275	A										REF	REF
		3 EA, ELBOW, PIPE TO TUBE 49X4 (79470) FSN 4730-231-5632	A										REF	REF
		1 EA, TUBE, COPPER: SPACE HEATER FUEL PUMP TEE TO COOLANT HEATER ELBOW MANUFACTURE FROM: WWT799TYPEK (81348)	A										REF	REF
		TUBE, COPPER, 14 3/4 IN. REQUIRED FSN 4710-277-6108	A										REF	REF
		2 EA, FILTER, FLUID PRESSURE: FUEL TYPE GF48 854391 (70040)	A										REF	REF
		FSN 2910-915-2945 1 EA, BAIL ASSEMBLY 5592046 (70040)	A										REF	REF
		FSN 2910-319-3994 1 EA, BOWL 854293 (70040)	A										REF	REF
		FSN 2910-560-1944 1 EA, COVER 854392 (70040)	A										REF	REF
		1 EA, ELEMENT: 50 MICRON 854362 (70040)	A										REF	REF
		FSN 2910-560-1946 1 EA, GASKET: BOW 854361 (70040)	A										REF	REF
		FSN 2910-560-1945 1 EA, GASKET: CENTER 854471 (70040)	A										REF	REF
		FSN 5310-933-6073 2 EA, TUBE, COPPER: FUEL FILTERS TO HEATER FUEL LINES MANUFACTURE FROM: WWT799TYPEK (81348)	A										REF	REF
		TUBE, COPPER, 3 IN. REQUIRED FOR EACH TUBE FSN 4710-277-6108	A										REF	REF
		1 EA, TERMINAL, BLOCK A50238G1 (46522)	A										REF	REF
		1 EA, VALVE ASSEMBLY, REGULATOR: 24 V C50956G3 (46522)	A										REF	REF
		FSN 4930-832-2870 1 EA, SWITCH: LIMIT A16201G3 (46522)	A										REF	REF
		FSN 5930-843-3852 1 EA, RETAINER: SWITCH A16494GI-2 (46522)	A										REF	REF
		FSN 2990-888-2845												

(1) SMR CODE	(2) FEDERAL STOCK NUMBER	(3) DESCRIPTION USABLE ON CODE REF. NUMBER & MFR CODE	(4) UNIT OF MEAS	(5) QTY INC IN UNIT	(6) 30 DAY DS MAINT ALLOWANCE			(7) 30 DAY DS MAINT ALLOWANCE			(8) 1-YR ALW PER 100 EQUIP CNTGY	(9) DEPOT MAINT ALW PER 100 EQUIP	(10) ILLUS- TRATION	
					(A)	(B)	(C)	(A)	(B)	(C)			(A)	(B)
					1-20	21-50	51-100	1-20	21-50	51-100			FIG. NO.	ITEM NO.
		2 EA, SCREW MS35265-41 (96906)	A										REF	REF
		FSN 5305-622-9475 1 EA, NIPPLE. TUBE A42553G1 (46522)	A										REF	REF
		FSN 4730-706-2617 1 EA, WASHER: SPECIAL A51227G1 (46522)	A										REF	REF
		FSN 5310-872-9763 1 EA, SEAL: UNION A50219G2 (46522)	A										REF	REF
		FSN 5340-866-1540 1 EA, SCREW, MACHINE FSN 5305-290-2738	A										REF	REF
		1 EA, WIRE ASSEMBLY B50914G8-4 (46522)	A										REF	REF
		FSN 3810-865-4083 1 EA, SWITCH: FLAME B1726G2 (46522)	A										REF	REF
		FSN 5930-475-5537 18 EA, SCREW, MACHINE FSN 5305-042-4535	A										REF	REF
		1 EA, WIRE ASSEMBLY B50914G6-2 (46522)	A										REF	REF
		FSN 2540-933-6866 1 EA, TUBE: FUEL A50248G3 (46522)	A										REF	REF
		FSN 2990-084-8296 1 EA, NUT MS35176-1 (96906)	A										REF	REF
		FSN 4730-067-9801 1 EA, SLEEVE A50065G1 (80883)	A										REF	REF
		FSN 4730-872-9703 2 EA, PLUG, PIPE WWP471TYPE1STYLEA (81348)	A										REF	REF
		FSN 4730-044-4614 1 EA, NOZZLE ASSEMBLY A18167G72 (46522)	A										REF	REF
		FSN 4520-567-1886 11 EA, NUT 1948656 (24617)	A										REF	REF
		FSN 5310-812-0408 1 EA, WASHER: UNION. SEAL A50227G2 (46522)	A										REF	REF
		FSN 5310-866-0963 2 EA, SCREW, THREAD-CUTTING, HEXAGON HEAD MS24629-35 (96906)	A										REF	REF
		FSN 5305-855-0961 1 EA, SPARK PLUG, ASSEMBLY A508636G1 (46522)	A										REF	REF
		FSN 4520-774-6129 1 EA, WASHER: SPARK PLUG A50227G1 (46522)	A										REF	REF
		FSN 5310-835-9324 1 EA, SEAL: SPARK PLUG A50219G1 (46522)	A										REF	REF
		FSN 5330-872-9709												

(1) SMR CODE	(2) FEDERAL STOCK NUMBER	(3) DESCRIPTION USABLE ON CODE REF. NUMBER & MFR CODE	(4) UNIT OF MEAS	(5) QTY INC IN UNIT	(6) 30 DAY DS MAINT ALLOWANCE			(7) 30 DAY DS MAINT ALLOWANCE			(8) 1-YR ALW PER 100 EQUIP CNTGY	(9) DEPOT MAINT ALW PER 100 EQUIP	(10) ILLUS- TRATION	
					(A)	(B)	(C)	(A)	(B)	(C)			(A)	(B)
					1-20	21-50	51-100	1-20	21-50	51-100			FIG. NO.	ITEM NO.
		1 EA, NUT MS21044N06 (96906) FSN 5310-081-8087	A										REF	REF
		1 EA, PREHEATER ASSEMBLY: 24 V 850826G3 (46522) FSN 4520-474-7267	A										REF	REF
		1 EA, INSULATOR BAND CONNECTOR A51600G1 (46522)	A										REF	REF
		1 EA, WASHER, FLAT A50893G1 (46522) FSN 5310;872-9769	A										REF	REF
		1 EA, WASHER: INSULATOR A50890G1 (46522) FSN 5330-872-9770	A										REF	REF
		1 EA, INSULATOR: POST A50891G1 (46522) FSN 5970-860-6281	A										REF	REF
		1 EA, SCREW, MACHINE MS35215-33 (96906) FSN 5305-206-2510	A										REF	REF
		1 EA, SEAL: TUBE A50190G1 (46522) FSN 5310-809-2200	A										REF	REF
		1 EA, COVER ASSEMBLY, INTAKE C280-50465G1-2 (46522) FSN 2540-888-9361	A										REF	REF
		1 EA, SWITCH: LIMIT A766-16201G3 (46522) FSN 5930-843-3852	A										REF	REF
		1 EA, RETAINER: SWITCH A666-16075G1-2 (46522) FSN 2540-888-2844	A										REF	REF
		2 EA, SCREW, SELF-TAPPING MS35265-41 (96906) FSN 5305-622-9475	A										REF	REF
		1 EA, SPARK PLUG ASSEMBLY A734-50836G1 (46522) FSN 4520-774-6129	A										REF	REF
		1 EA, WASHER: SPARK PLUG SEAL A864-50277G1 (46522) FSN 5310-835-9324	A										REF	REF
		1 EA, SEAL: SPARK PLUG A702-50219G1 (46522) FSN 5330-872-9709	A										REF	REF
		1 EA, GROMMET 8440-50035G3 (46522) FSN 5325-872-9773	A										REF	REF
		19 EA, SCREW, MACHINE 424502 (00000) FSN 5305-042-4502	A										REF	REF
		1 EA, SWITCH: FLAME 8766-51726G2 (46522) FSN 5930-475-5537	A										REF	REF
		1 EA, TUBE: FUEL A829-5024BG1 (46522) FSN 3810-887-8740	A										REF	REF

(1) SMR CODE	(2) FEDERAL STOCK NUMBER	(3) DESCRIPTION USABLE ON CODE REF. NUMBER & MFR CODE	(4) UNIT OF MEAS	(5) QTY INC IN UNIT	(6) 30 DAY DS MAINT ALLOWANCE			(7) 30 DAY DS MAINT ALLOWANCE			(8) 1-YR ALW PER 100 EQUIP CNTGY	(9) DEPOT MAINT ALW PER 100 EQUIP	(10) ILLUS- TRATION	
					(A)	(B)	(C)	(A)	(B)	(C)			(A)	(B)
					1-20	21-50	51-100	1-20	21-50	51-100			FIG. NO.	ITEM NO.
		1 EA, NUT MS39176-1 (96906) FSN 4730-067-9801	A										REF	REF
		1 EA, COVER, CONTROL HEAD B280-50060G1-2 (46522) FSN 3810-887-5591	A										REF	REF
		1 EA, SLEEVE A725-50065G1 (46522) FSN 4730-872-9703	A										REF	REF
		1 EA, PLUG, PIPE WWP471TYPE1STYLEA (81348) FSN 4730-044-4614	A										REF	REF
		1 EA, NOZZLE ASSEMBLY A576-18167G1 (46522) FSN 4730-719-2726	A										REF	REF
		1 EA, HEAD ASSEMBLY, CONTROL: 24 V (U/O HEATER, PART NO. E464-50570G3)	A										REF	REF
		D462-50869G3 (46522) FSN 2540-887-5650	A										REF	REF
		1 EA, BASE ASSEMBLY: CONTROL HEAD C140-50822G2-2 (46522) FSN 3810-887-5593	A										REF	REF
		1 EA, BASE: RELAY MTG 8140-50866G1-2 (46522) FSN 2540-888-2822	A										REF	REF
		1 EA, CLAMP: COIL MTG A249-50210G1 (46522) FSN 5340-073-7070	A										REF	REF
		1 EA, COIL ASSEMBLY, IGNITION: 12 V, 24 B256-53170G2 (46522) FSN 4520-678-7944	A										REF	REF
		1 EA, ELBOW, STREET A363-1522 (465221A) FSN 4730-788-4736	A										REF	REF
		3 EA, GROMMET B440-50035G3 (46522) FSN 5325-872-9773	A										REF	REF
		1 EA, NUT, ACORN A577-50714G1 (46522) FSN 5310-808-9719	A										REF	REF
		4 EA, NUT, PLAIN, HEXAGON MS21044N06 (96906) FSN 5310-081-8087	A										REF	REF
		1 EA, RECEPTACLE ASSEMBLY B653-50939G1 (46522) FSN 3825-887-8741	A										REF	REF
		1 EA, RELAY: POWER, 24 V B661-50232G15 (46522) FSN 5945-811-2838	A										REF	REF
		2 EA, RELAY: TIME, PREHEAT, 24 V B661-50234G3 (46522) FSN 5945-683-3917	A										REF	REF
		1 EA, RESISTOR, ASSEMBLY: 24 V A664-50920G1 (46522) FSN 5905-779-6005	A										REF	REF

(1) SMR CODE	(2) FEDERAL STOCK NUMBER	(3) DESCRIPTION USABLE ON CODE REF. NUMBER & MFR CODE	(4) UNIT OF MEAS	(5) QTY INC IN UNIT	(6) 30 DAY DS MAINT ALLOWANCE			(7) 30 DAY DS MAINT ALLOWANCE			(8) 1-YR ALW PER 100 EQUIP CNTGY	(9) DEPOT MAINT ALW PER 100 EQUIP	(10) ILLUS- TRATION	
					(A)	(B)	(C)	(A)	(B)	(C)			(A)	(B)
					1-20	21-50	51-100	1-20	21-50	51-100			FIG. NO.	ITEM NO.
		2 EA, SCREW 244502 121450 FSN 5305-024-4502	A										REF	REF
		2 EA, SCREW MS35265-41 (96906) FSN 5305-622-9475	A										REF	REF
		4 EA, SCREW, MACHINE MS35214-27 (96906) FSN 5305-206-1288	A										REF	REF
		8 EA, SCREW, SELF-TAPPING MS24629-11 196906) FSN 5305-855-0969	A										REF	REF
		1 EA, SHIELD: COIL A223-52032G1-1 (46522)	A										REF	REF
		2 EA, SHIELD: RELAY A716-50244G1 (46522)	A										REF	REF
		FSN 5945-860-4047 2 EA, SPACER A731-50551G1 (46522)	A										REF	REF
		FSN 5340-839-4404 1 EA, SOCKET A729-50290G2 (465221A)	A										REF	REF
		FSN 5935-850-8062 2 EA, SOCKET: SHIELD TYPE A729-50231G1 (46522)	A										REF	REF
		FSN 5935-850-2606 1 EA, TEE, ADAPTER A804-19494G1 (46522)	A										REF	REF
		FSN 4520-325-0636 1 EA, TERMINAL BLOCK A807-50238G1 146522)	A										REF	REF
		FSN 4520-852-0883 1 EA* VALVE ASSEMBLY, REGULATOR: 24 V C851-50956G3 (46522)	A										REF	REF
		FSN 4930-832-2870 2 EA, GROMMET A440-11708G1 (46522)	A										REF	REF
		FSN 5325-872-9713 1 EA, UNION A845-42553G1 (46522)	A										REF	REF
		FSN 4730-706-2617 1 EA, SEAL: UNION A702-50219G2 (46522)	A										REF	REF
		FSN 5340-866-1540 1 EA, GASKET A426-50042G1 (46522)	A										REF	REF
		FSN 5310-687-7613 2 EA, SCREW, SELF-TAPPING MS24629-35 (96906)	A										REF	REF
		FSN 5305-855-0961 1 EA, NUT 142212 (24617)	A										REF	REF
		FSN 5310-014-2212 1 EA, INSULATOR: POST A495-50891G1 (46522)	A										REF	REF
		FSN 5970-860-6281												

(1) SMR CODE	(2) FEDERAL STOCK NUMBER	(3) DESCRIPTION USABLE ON CODE REF. NUMBER & MFR CODE	(4) UNIT OF MEAS	(5) QTY INC IN UNIT	(6) 30 DAY DS MAINT ALLOWANCE			(7) 30 DAY DS MAINT ALLOWANCE			(8) 1-YR ALW PER 100 EQUIP CNTGY	(9) DEPOT MAINT ALW PER 100 EQUIP	(10) ILLUS- TRATION	
					(A)	(B)	(C)	(A)	(B)	(C)			(A)	(B)
					1-20	21-50	51-100	1-20	21-50	51-100			FIG. NO.	ITEM NO.
		1 EA, SCREW, MACHINE MS35215-33 (96906) FSN 5305-206-2510	A										REF	REF
		1 EA, SCREW, MACHINE MS35206-241 (96906) FSN 5305-984-6189	A										REF	REF
		4 EA, NUT 1948656 (24617) FSN 5310-812-0408	A										REF	REF
		1 EA, SEAL: EXHAUST TUBE A702-50190G1 (46522) FSN 5310-809-2200	A										REF	REF
		1 EA, HOSE, RUBBER 9905298-70 (63734)	A										REF	REF
		1 EA, HEATER ASSEMBLY, VEHICULAR COMPARTMENT: COMPLETE W/DEFROSTER HV211464 (73112)	A										REF	REF
		2 EA, SWITCH, PUSH PULL: W/O KNOB HV19768 (21102) FSN 5930-955-9444	A										REF	REF
		1 EA, KNOB, SWITCH: HEATER HV20565 (73112)	A										REF	REF
		1 EA, KNOB, SWITCH: DEFROSTER 6V20564 (21102) FSN 5355-977-6612	A										REF	REF
		4 EA, SCREW, TAPPING, THREAD CUTTING MS25929-46 (96906) FSN 5305-855-0957	A										REF	REF
		7 EA, WASHER, LOCK MS45904-60 (96906) FSN 5310-080-9786	A										REF	REF
		1 EA, CAPACITOR HV23536 (21102) FSN 5910-668-8182	A										REF	REF
		3 EA, SPACER HV18289 (73112)	A										REF	REF
		4 EA, NUT, STAMPED SP6017 (731121A)	A										REF	REF
		1 EA, GASKET: MOTOR MTG HV16851 (2L102) FSN 2540-394-3111	A										REF	REF
		1 EA, LEAD, ELECTRICAL HV205539 (73112)	A										REF	REF
		4 EA, SCREW, CAP, HEXAGON HEAD SP1868 (73112)	A										REF	REF
		3 EA, SCREW MS35206-264 (96906) FSN 5305-984-6211	A										REF	REF

(1) SMR CODE	(2) FEDERAL STOCK NUMBER	(3) DESCRIPTION USABLE ON CODE REF. NUMBER & MFR CODE	(4) UNIT OF MEAS	(5) QTY INC IN UNIT	(6) 30 DAY DS MAINT ALLOWANCE			(7) 30 DAY DS MAINT ALLOWANCE			(8) 1-YR ALW PER 100 EQUIP CNTGY	(9) DEPOT MAINT ALW PER 100 EQUIP	(10) ILLUS- TRATION	
					(A)	(B)	(C)	(A)	(B)	(C)			(A)	(B)
					1-20	21-50	51-100	1-20	21-50	51-100			FIG. NO.	ITEM NO.
		1 EA, HOUSING, BLOWER HV209560 (73112)	A										REF	REF
		1 EA, DEFROSTER, Y HV23130 (73112)	A										REF	REF
		1 EA, GASKET: BLOWER HOUSING HV20481 (73112)	A										REF	REF
		FSN 5330-933-5185 1 EA, MOTOR, DC HV19767 173112)	A										REF	REF
		FSN 6105-933-5372 1 EA, WHEEL, BLOWER HV20331 ((73112)	A										REF	REF
		1 EA, MOTOR AND WHEEL ASSEMBLY. DEFROSTER HV220030 (73112)	A										REF	REF
		1 EA, BLOCK, SHUTTER HV25014 (73112)	A										REF	REF
		1 EA, BRACKET: MOTOR MTG HV18966 (73112)	A										REF	REF
		1 EA, CAPACITOR 48P6 (56289)	A										REF	REF
		FSN 5910-668-8182 1 EA, CONNECTOR HV20658 (73112)	A										REF	REF
		1 EA, COVER ASSEMBLY FRONT HV209548 (73112)	A										REF	REF
		1 EA, GROMMET HV4108 (21102)	A										REF	REF
		FSN 5325-687-3867 1 EA., HOUSING, HEATER HV220027 (73112)	A										REF	REF
		1 EA, LEAD. ELECTRICAL HV205466 (73112)	A										REF	REF
		1 EA, LEAD, ELECTRICAL HV205538 (73112)	A										REF	REF
		1 EA, MOTOR AND FAN ASSEMBLY, HEATER HV220028 (73112)	A										REF	REF
		1 EA, FAN HV16339 (21102)	A										REF	REF
		1 EA, SETSCREW M551964-65 (96906)	A										REF	REF
		FSN 5305-724-5812 1 EA, MOTOR, DC HV19767 (73112)	A										REF	REF
		FSN 6105-933-5372												

(1) SMR CODE	(2) FEDERAL STOCK NUMBER	(3) DESCRIPTION USABLE ON CODE REF. NUMBER & MFR CODE	(4) UNIT OF MEAS	(5) QTY INC IN UNIT	(6) 30 DAY DS MAINT ALLOWANCE			(7) 30 DAY DS MAINT ALLOWANCE			(8) 1-YR ALW PER 100 EQUIP CNTGY	(9) DEPOT MAINT ALW PER 100 EQUIP	(10) ILLUS- TRATION	
					(A)	(B)	(C)	(A)	(B)	(C)			(A)	(B)
					1-20	21-50	51-100	1-20	21-50	51-100			FIG. NO.	ITEM NO.
		1 EA, CORE, HEATER HV20703 (73112)	A										REF	REF
		2 EA, NUT, ASSEMBLED WASHER MS35649-82 (96906) FSN 5310-012-0622	A										REF	REF
		2 EA, NUT, ASSEMBLED WASHER 271166 (21450) FSN 5310-696-5172	A										REF	REF
		18 EA, NUT, STAMPED SP6017 (73112)	A										REF	REF
		1 EA, PANEL, TOP HV20670 (73112)	A										REF	REF
		18 EA, SCREW SP1868 (73112)	A										REF	REF
		2 EA, SCREW, ASSEMBLED WASHER 456845 (24617) FSN 5305-015-9929	A										REF	REF
		4 EA, SCREW, ASSEMBLED WASHER 424333 (00000) FSN 5305-042-4333	A										REF	REF
		2 EA, SCREW ASSEMBLY 6491 121450) FSN 5306-018-6491	A										REF	REF
		4 EA, SCREW, TAPPING, THREAD CUTTING M5S24929-46 (96906) FSN 5305-855-0957	A										REF	REF
		2 EA, SPACER, CORE: TOP AND BOTTOM HV20703 (73112)	A										REF	REF
		2 EA, SPACER, CORE: ENDS HV20754 (73112)	A										REF	REF
		2 EA, WASHER, FLAT MS27183-7 (96906) FSN 5310-809-8544	A										REF	REF
		4 EA, WASHER, LOCK MS45904-60 (96906) FSN 5310-080-9786	A										REF	REF
		1 EA, HEATER, VEHICULAR COMPARTMENT HV220024 (73112) FSN 2540-933-5184	A										REF	REF
		1 EA, HOSE, RUBBER MANUFACTURE FROM: 9905298-36 (63734) HOSE, RUBBER, 36 IN. REQUIRED	A										REF	REF
		FSN 4720-235-4134 16 EA, HOSE, RUBBER MANUFACTURE FROM: 28-01164 (63734)	A										REF	REF

(1) SMR CODE	(2) FEDERAL STOCK NUMBER	(3) DESCRIPTION USABLE ON CODE REF. NUMBER & MFR CODE	(4) UNIT OF MEAS	(5) QTY INC IN UNIT	(6) 30 DAY DS MAINT ALLOWANCE			(7) 30 DAY DS MAINT ALLOWANCE			(8) 1-YR ALW PER 100 EQUIP CNTGY	(9) DEPOT MAINT ALW PER 100 EQUIP	(10) ILLUS- TRATION	
					(A)	(B)	(C)	(A)	(B)	(C)			(A)	(B)
					1-20	21-50	51-100	1-20	21-50	51-100			FIG. NO.	ITEM NO.
		HOSE, RUBBER, 5 IN. REQUIRED FOR EACH HOSE FSN 4720-235-4125	A										REF	REF
		1 EA, HEATER, SPACE: MULTI-FUEL 30, 000 BTU, 24 V, HUPP MODEL MH3082 E464-50570G3 (46522)	A										REF	REF
		FSN 2540-887-5653												
		1 EA, CASING ASSEMBLY 0230-50434G1-2 (46522)	A										REF	REF
		FSN 2540-887-5646												
		1 EA, CAP A223-52041G2 (46522)	A										REF	REF
		1 EA, CHAMBER, ASSEMBLY, COMBUSTION: COMPLETE 0236-50571G1 (46522)	A										REF	REF
		FSN 2540-887-5647												
		1 EA, BURNER ASSEMBLY: COMPLETE 24 V C184-52111G3 (46522)	A										REF	REF
		FSN 4520-055-9751												
		2 EA, WASHER, LOCK MS35338-24 (96906)	A										REF	REF
		FSN 5310-043-2226												
		2 EA, WASHER, LOCK MS35338-23 (96906)	A										REF	REF
		FSN 5310-209-5309												
		2 EA, WASHER, LOCK MS35335-17 (96906)	A										REF	REF
		FSN 5310-550-0285												
		4 EA, BUMPER: RUBBER A183-50033G1 (46522)	A										REF	REF
		FSN 5340-805-3261												
		1 EA, BASE ASSEMBLY: HEATER MTG 0140-51257G1-2 (46522)	A										REF	REF
		FSN 3805-887-8736												
		1 EA, CLAMP ASSEMBLY: MOTOR C249-50429G1-2 (46522)	A										REF	REF
		FSN 2540-888-9360												
		1 EA, FAN C388-50386G4-1 (46522)	A										REF	REF
		FSN 2540-888-9362												
		1 EA, MOTOR: 24 V C558-50575G6 (46522)	A										REF	REF
		FSN 6105-893-3380												
		1 EA, SCREW, MACHINE 424507 (00000)	A										REF	REF
		FSN 5305-042-4507												
		3 EA, SCREW, MACHINE 424502 (00000)	A										REF	REF
		FSN 5305-042-4502												
		1 EA, SETSCREW MS51031-47 (96906)	A										REF	REF
		FSN 5305-993-3590												
		1 EA, BLOWER ASSEMBLY: AIR CIRCULATING, 24 V C158-50578G3 (46522)	A										REF	REF
		FSN 2540-888-9355												

(1) SMR CODE	(2) FEDERAL STOCK NUMBER	(3) DESCRIPTION USABLE ON CODE REF. NUMBER & MFR CODE	(4) UNIT OF MEAS	(5) QTY INC IN UNIT	(6) 30 DAY DS MAINT ALLOWANCE			(7) 30 DAY DS MAINT ALLOWANCE			(8) 1-YR ALW PER 100 EQUIP CNTGY	(9) DEPOT MAINT ALW PER 100 EQUIP	(10) ILLUS- TRATION	
					(A)	(B)	(C)	(A)	(B)	(C)			(A)	(B)
					1-20	21-50	51-100	1-20	21-50	51-100			FIG. NO.	ITEM NO.
		1 EA, BLOWER ASSEMBLY: COMBUSTION, 24 V C158-50574G3 146522)	A										REF	REF
		1 EA, BRACKET: TERMINAL A172-50606G1-1 (46522)	A										REF	REF
		1 EA, BUSHING: CAM A186-51740G1 (46522)	A										REF	REF
		1 EA, CAP: CONTACT PLATE 8223-50543G1-1 (46522)	A										REF	REF
		1 EA, CAM: CONTACT A221-51739G1 (46522)	A										REF	REF
		1 EA, CAPACITOR AND BRACKET ASSEMBLY A262-50758G1 146522)	A										REF	REF
		1 EA, COLLAR: CAM A258-51741G1 (46522)	A										REF	REF
		1 EA, CONTACT SET A267-50757G2 (46522)	A										REF	REF
		1 EA, FAN ASSEMBLY 8338-42575G1-1 (46522)	A										REF	REF
		1 EA, INSULATOR: POST A495-3056 146522)	A										REF	REF
		1 EA, MOTOR: 24 V C558-50576G6 (46522)	A										REF	REF
		2 EA, NUT, PLAIN, HEXAGON MS45649-85 (96906)	A										REF	REF
		1 EA, PLATE: CONTACT A612-50601G1 (46522)	A										REF	REF
		3 EA, SCREW MS35265-41 (96906)	A										REF	REF
		2 EA, SCREW, MACHINE MS35207-275 196906)	A										REF	REF
		1 EA, SCREW, MACHINE MS35214-44 (96906)	A										REF	REF
		2 EA, SCREW, MACHINE MS35206-241 (96906)	A										REF	REF
		2 EA, SETSCREW MS51031-47 (96906)	A										REF	REF
		1 EA, SHELL ASSEMBLY: COMBUSTION AIR C715-50162G1-3 (46522)	A										REF	REF
		FNSN 4520-529-6389												

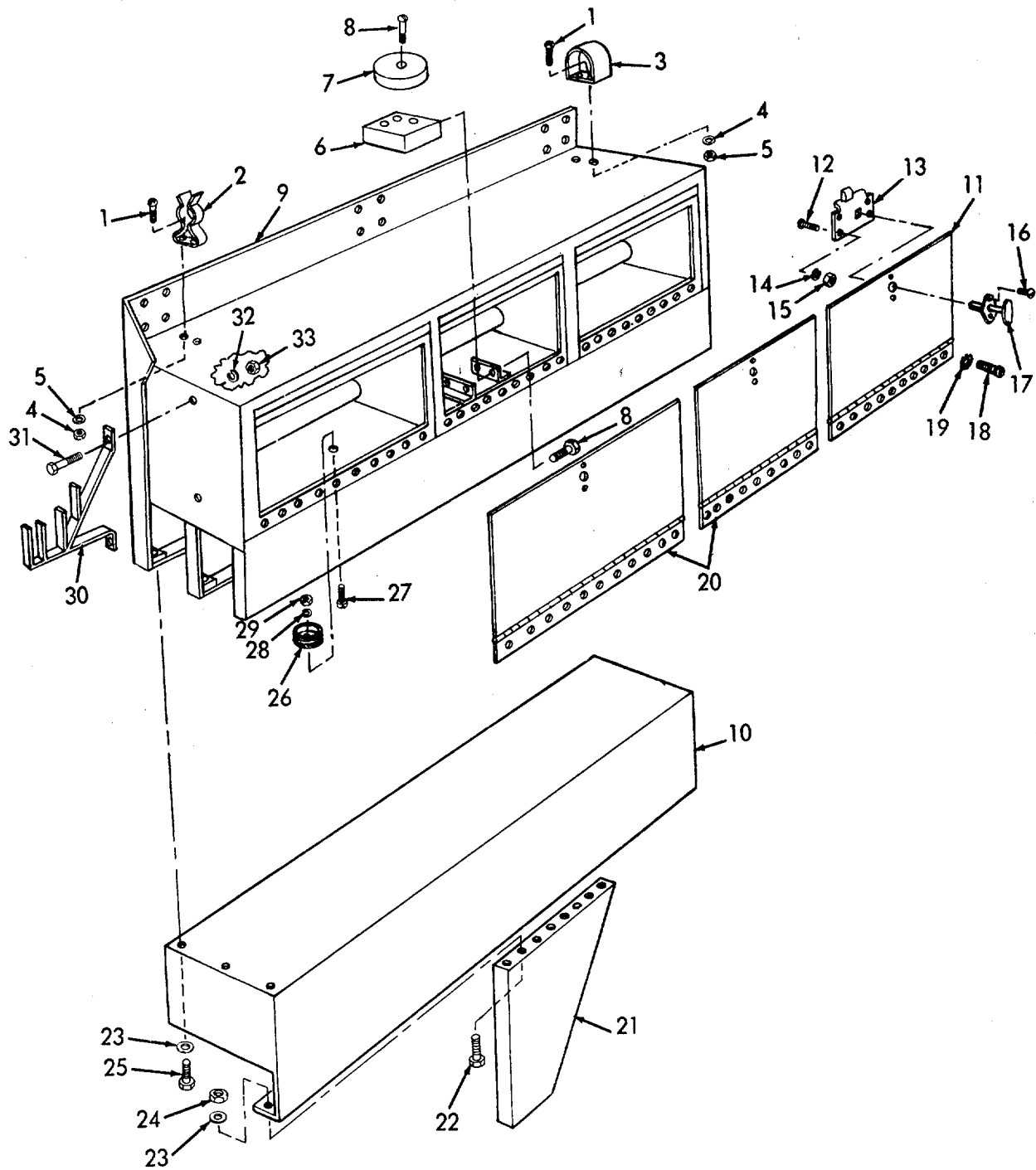
REF

(1) SMR CODE	(2) FEDERAL STOCK NUMBER	(3) DESCRIPTION USABLE ON CODE REF. NUMBER & MFR CODE	(4) UNIT OF MEAS	(5) QTY INC IN UNIT	(6) 30 DAY DS MAINT ALLOWANCE			(7) 30 DAY DS MAINT ALLOWANCE			(8) 1-YR ALW PER 100 EQUIP CNTGY	(9) DEPOT MAINT ALW PER 100 EQUIP	(10) ILLUS- TRATION	
					(A)	(B)	(C)	(A)	(B)	(C)			(A)	(B)
					1-20	21-50	51-100	1-20	21-50	51-100			FIG. NO.	ITEM NO.
		2 EA, SPACER A731-50605G1 (46522) FSN 2990-802-7356	A										REF	REF
		1 EA, WASHER: INSULATOR A864-40008G1 (46522) FSN 5310-080-3350	A										REF	REF
		2 EA, WASHER, FLAT MS15795-709 (969061) FSN 5310-045-5206	A										REF	REF
		1 EA, HOSE, METAL: HEATER EXHAUST FLEXIBLE MANUFACTURE FROM: WWT816TYPE11 (81348)	A										REF	REF
		HOSE, 3 FT 4 IN. REQUIRED FSN 4720-278-8030	A										REF	REF
		1 EA, HOSE, AIR DUCT: SPACER HEATER OUTLET MANUFACTURE FROM: 3-9N (75345)	A										REF	REF
		HOSE, AS REQUIRED FSN 4720-839-5575	A										REF	REF
		9 EA, SCREW, SELF-TAPPING MS24629-45 (96906) FSN 5305-855-0958	A										REF	REF
		1 EA, HOUSING: MASTER DRAIN VALVE 28-01161 (63734)	A										REF	REF
		1 EA, SHUTTER ASSEMBLY, RADIATOR M2803 (75418)	A										REF	REF
		2 EA, WASHER, FLAT FSN 5310-050-2203	A										REF	REF
		2 EA, WASHER, LOCK MS35338-26 (96906) FSN 5310-012-0214	A										REF	REF
		2 EA, NUT, PLAIN, HEXAGON MS51967-5 (96906) FSN 5310-880-7744	A										REF	REF
		1 EA, TUBE ASSEMBLY 28-01178 (63734)	A										REF	REF
		1 EA, VALVE: AIR VENT 20JR (18163) FSN 4520-933-5375	A										REF	REF
		1 EA, BUSHING, PIPE 9905303 (b63734)	A										REF	REF
		1 EA, ELBOW, PIPE, STREET: 45 DEG 9905302 (63734)	A										REF	REF
		1 EA, TUBE, COPPER: BY-PASS 28-01177 (63734)	A										REF	REF
		1 EA, VALVE, GLOBE 725-1 (12168) FSN 4610-592-1904	A										REF	REF

(1) SMR CODE	(2) FEDERAL STOCK NUMBER	(3) DESCRIPTION USABLE ON CODE REF. NUMBER & MFR CODE	(4) UNIT OF MEAS	(5) QTY INC IN UNIT	(6) 30 DAY DS MAINT ALLOWANCE			(7) 30 DAY DS MAINT ALLOWANCE			(8) 1-YR ALW PER 100 EQUIP CNTGY	(9) DEPOT MAINT ALW PER 100 EQUIP	(10) ILLUS- TRATION	
					(A)	(B)	(C)	(A)	(B)	(C)			(A)	(B)
					1-20	21-50	51-100	1-20	21-50	51-100			FIG. NO.	ITEM NO.
		1 EA, TUBE, COPPER: GLOBE VALVE TO HOSE 28-01214 (63734)	A										REF	REF
		1 EA, TUBE ASSEMBLY: 4 WAY VALVE TO BY-PASS TEE 28-01175 (63734)	A										REF	REF
		1 EA, BUSHING, PIPE 9905293 (63734)	A										REF	REF
		1 EA, COCK, DRAIN MS35784-3 (96906)	A										REF	REF
		FSN 4820-272-3346 1 EA, VALVE, CROSS: ALL OPENINGS 269-1 (14959)	A										REF	REF
		FSN 4820-933-7685 1 EA, TUBE ASSEMBLY: BATTERY COMPARTMENT INLET 28-01171 (63734)	A										REF	REF
		1 EA, INSULATION: 1 IN. THK, 12 SQ FT FSN 5640-933-5173A											REF	REF
		2 EA, TUBE, COPPER: TANK IN AND OUT 9905287-4 (63734)	A										REF	REF
		1 EA, TUBE ASSEMBLY: TANK TO BY-PASS OUTLET 28-01179 (63734)	A										REF	REF
		1 EA, TUBE ASSEMBLY: BATTERY COMPARTMENT OUTLET 28-01173 (63734)	A										REF	REF
		1 EA, TUBE, COPPER 28-01181 (63734)	A										REF	REF
		V EA, INSULATION: 1/2 IN. THK FSN 5640-933-5174	A										REF	REF
		1 EA, STRAINER, SEDIMENT 250BE1 (03485)	A										REF	REF
		FSN 4730-933-5373 1 EA, INSULATION: 1/2 IN. THK, 12 IN. W, 14 IN. LG FSN 5640-933-5175	A										REF	REF
		1 EA, PLUG, PIPE: 3/4 IN. NPT 219302 (24617)	A										REF	REF
		1 EA, NIPPLE. PIPE 219672 (24617)	A										REF	REF
		FSN 4730-021-9672 1 EA, REDUCER, PIPE 144101 (24617)	A										REF	REF
		FSN 4730-231-5650 1 EA, NIPPLE, PIPE 219645 (24617)	A										REF	REF
		FSN 4730-021-9645												

(1) SMR CODE	(2) FEDERAL STOCK NUMBER	(3) DESCRIPTION USABLE ON CODE REF. NUMBER & MFR CODE	(4) UNIT OF MEAS	(5) QTY INC IN UNIT	(6) 30 DAY DS MAINT ALLOWANCE			(7) 30 DAY DS MAINT ALLOWANCE			(8) 1-YR ALW PER 100 EQUIP CNTGY	(9) DEPOT MAINT ALW PER 100 EQUIP	(10) ILLUS- TRATION	
					(A)	(B)	(C)	(A)	(B)	(C)			(A)	(B)
					1-20	21-50	51-100	1-20	21-50	51-100			FIG. NO.	ITEM NO.
		1 EA, NIPPLE, PIPE 192071 (24617)	A										REF	REF
		1 EA, TEE, PIPE 144085 (24617)	A										REF	REF
		FSN 4730-257-2118 1 EA, NIPPLE, PIPE 192074 (24617)	A										REF	REF
		FSN 4730-019-2074 1 EA, HOSE, RUBBER MANUFACTURE FROM: 9905310 (63734)	A										REF	REF
		HOSE, RUBBER, 3 IN. REQUIRED FSN 4720-235-4123	A										REF	REF
		1 EA, TUBE, COPPER: 4 WAY VALVE TO BATTERY COMPARTMENT 28-01174 (63734)	A										REF	REF
		1 EA, SWITCH, THERMOSTATIC 17100-0 (73168)	A										REF	REF
		FSN 5930-061-2357 1 EA, TUBE ASSEMBLY: HEATER OUTLET TO ENGINE PAN HEATER 28-01165 (63734)	A										REF	REF
		1 EA, TEE ASSEMBLY: ENGINE PAN HEATER INLET 28-01168 (63734)	A										REF	REF
		1 EA, COCK. DRAIN MS35784-3 (96906)	A										REF	REF
		FSN 4820-272-3346 1 EA, BUSHING, PIPE 9905293 (637341)	A										REF	REF
		1 EA, TUBE, COPPER: 1 IN. 00, 22 IN. LG 28-01167 (637341)	A										REF	REF
		1 EA, PIPE, IRON: 3/4 IN. OD, 23 IN. LG 9905296-3-4-23 (63734)	A										REF	REF
		1 EA, NIPPLE, PIPE 192470 (24617)	A										REF	REF
		FSN 4730-019-2470 1 EA, NIPPLE, PIPE 219662 (24617)	A										REF	REF
		1 EA, CHAIN. WELDLESS: JACK NO. 12 STEEL, 20 IN. LG 2 EA, HOOK, S 1 EA, HANDLE: 4 WAY VALVE 6S (14959)	A										REF	REF
		FSN 5120-718-9994	A										REF	REF

(1) SMR CODE	(2) FEDERAL STOCK NUMBER	(3) DESCRIPTION USABLE ON CODE REF. NUMBER & MFR CODE	(4) UNIT OF MEAS	(5) QTY INC IN UNIT	(6) 30 DAY DS MAINT ALLOWANCE			(7) 30 DAY DS MAINT ALLOWANCE			(8) 1-YR ALW PER 100 EQUIP CNTGY	(9) DEPOT MAINT ALW PER 100 EQUIP	(10) ILLUS- TRATION	
					(A)	(B)	(C)	(A)	(B)	(C)			(A)	(B)
					1-20	21-50	51-100	1-20	21-50	51-100			FIG. NO.	ITEM NO.
		1 EA, VALVE, HANDLE INSTALLATION SK8362 (63734)	A										REF	REF
		1 EA, CABLE ASSEMBLY, SPECIAL PURPOSE: CONTROL BOX, FUEL PUMP AND THERMOSTAT CABLE C54229 (46522) FSN 2590-933-5379	A										REF	REF
		1 EA, CABLE ASSEMBLY, SPECIAL PURPOSE: CONTROL BOX, FUEL PUMP AND THERMOSTAT CABLE C54230G1 (46522) FSN 2590-933-5378	A										REF	REF
		1 EA, CABLE, POWER SUPPLY: SPACER HEATER (U/O HEATER PART NO. E464-50570G31 B217-50761G1 (46522) FSN 2590-933-5377	A										REF	REF
		1 EA, CABLE, POWER SUPPLY: COOLANT HEATER (U/O HEATER, PART NO. E51555G3) B50761G23 (46522) FSN 2590-933-5376	A										REF	REF
		1 EA, WIRING INSTALLATION KIT: FOR WINTERIZATION KIT 28-01213 (637341)	A										REF	REF



ME 4210-205-35P/1

Figure 1. Right Side Compartment.

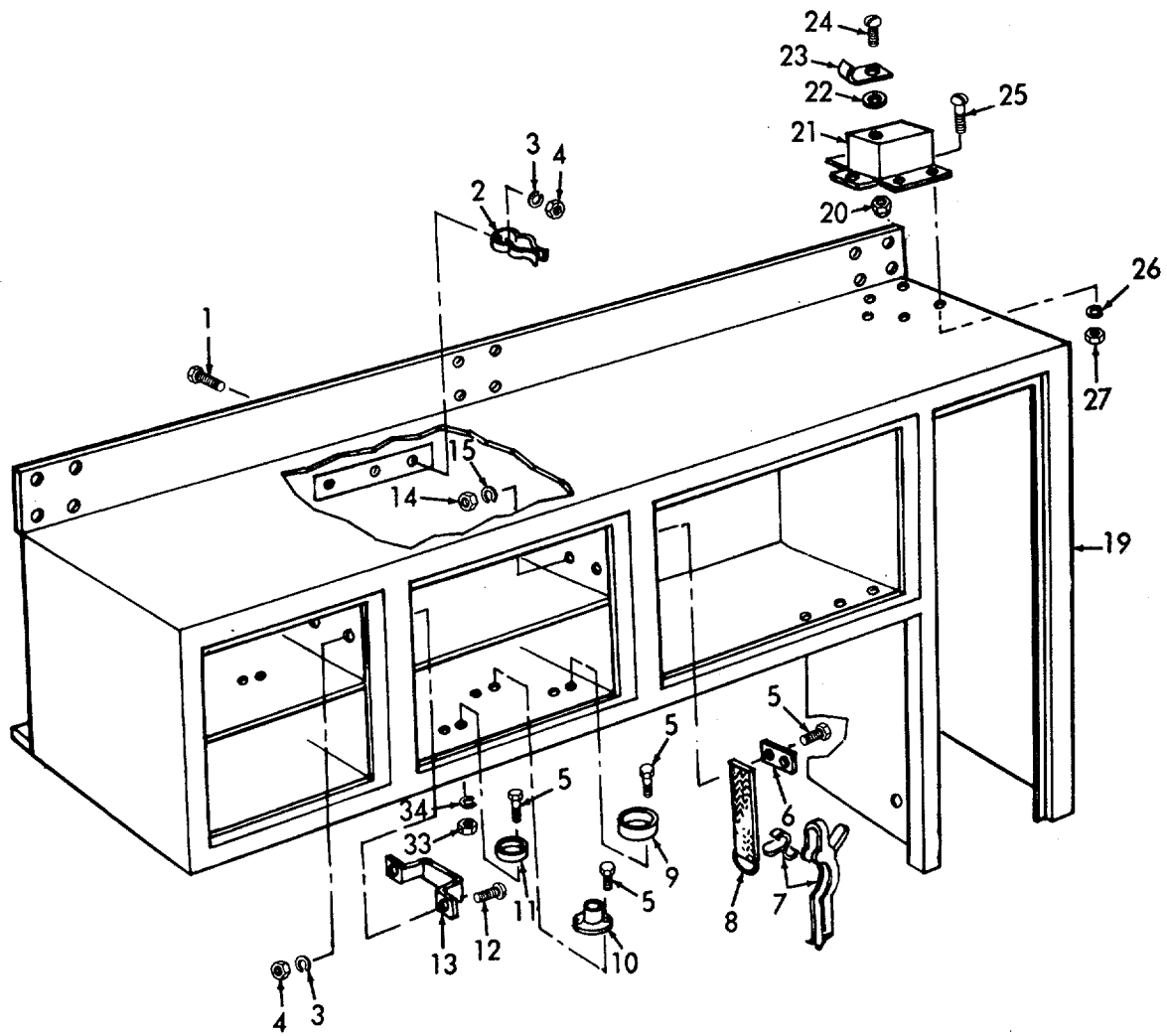


Figure 2(1). Left Side Compartment.

ME 4210-205-35P/2 ①

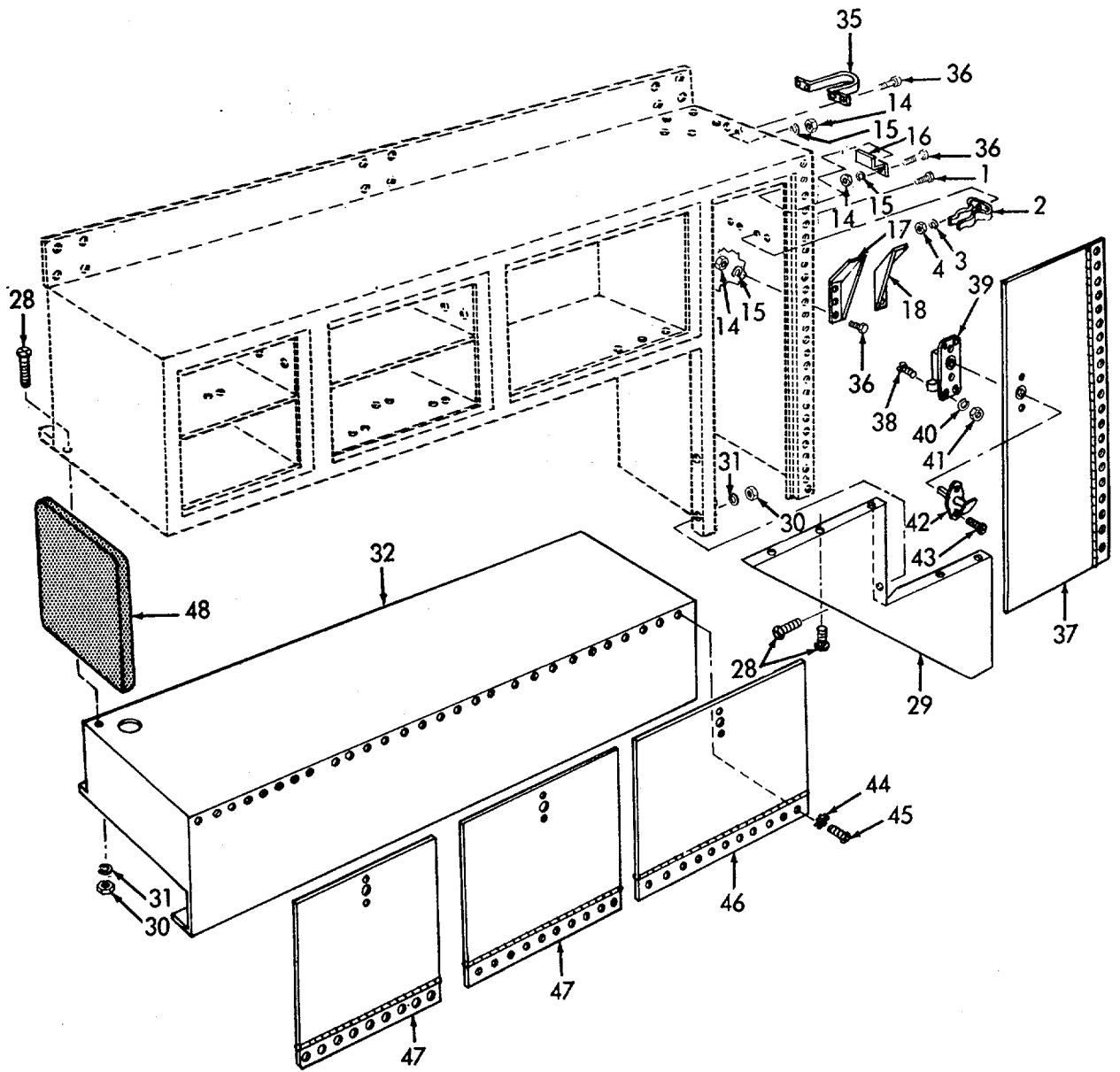
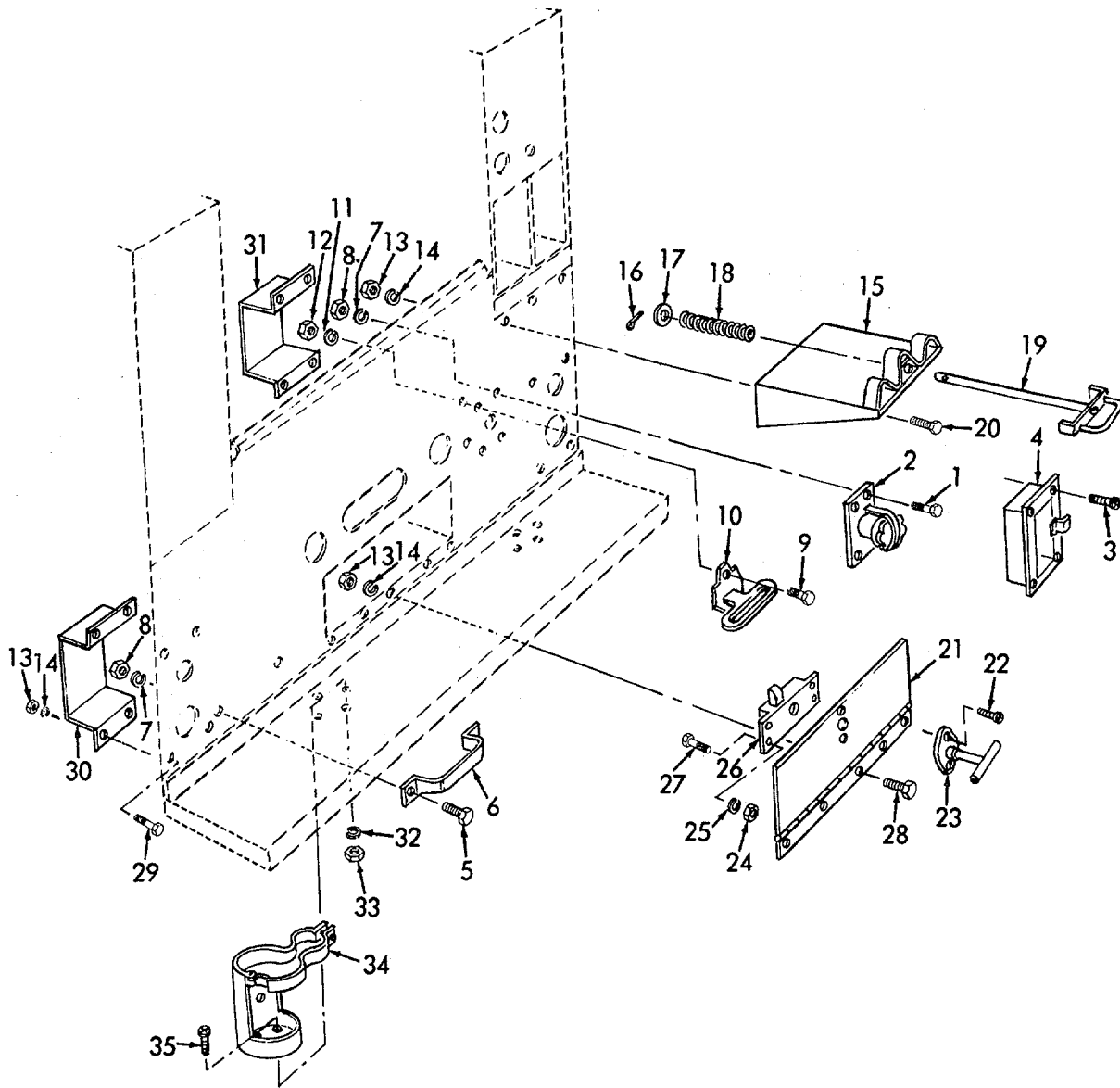
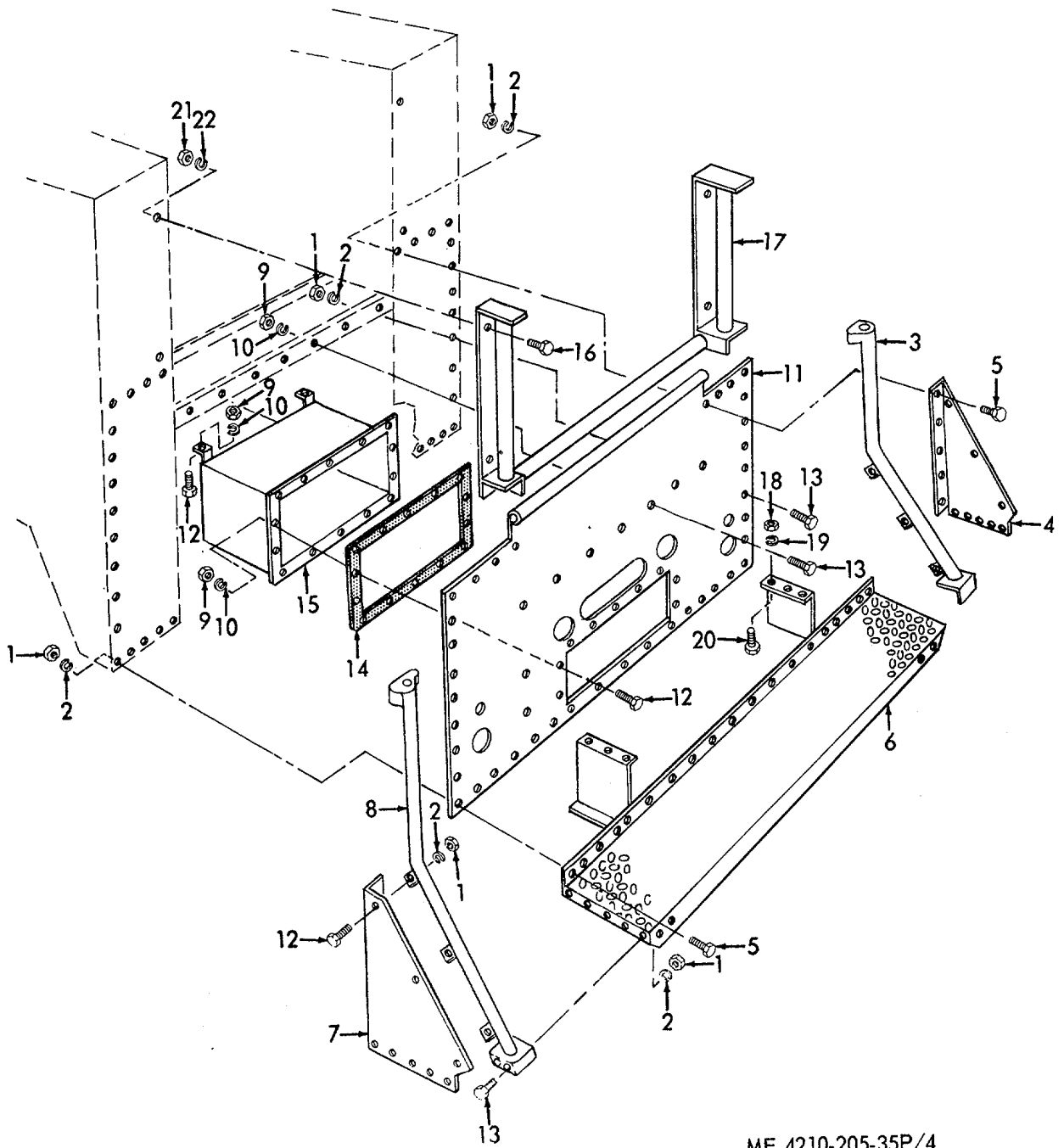


Figure 2(2). Compartment, Left Hand.



ME 4210-205-35P/3

Figure 3. Rear End Accessories.



ME 4210-205-35P/4

Figure 4. Rear Apron.

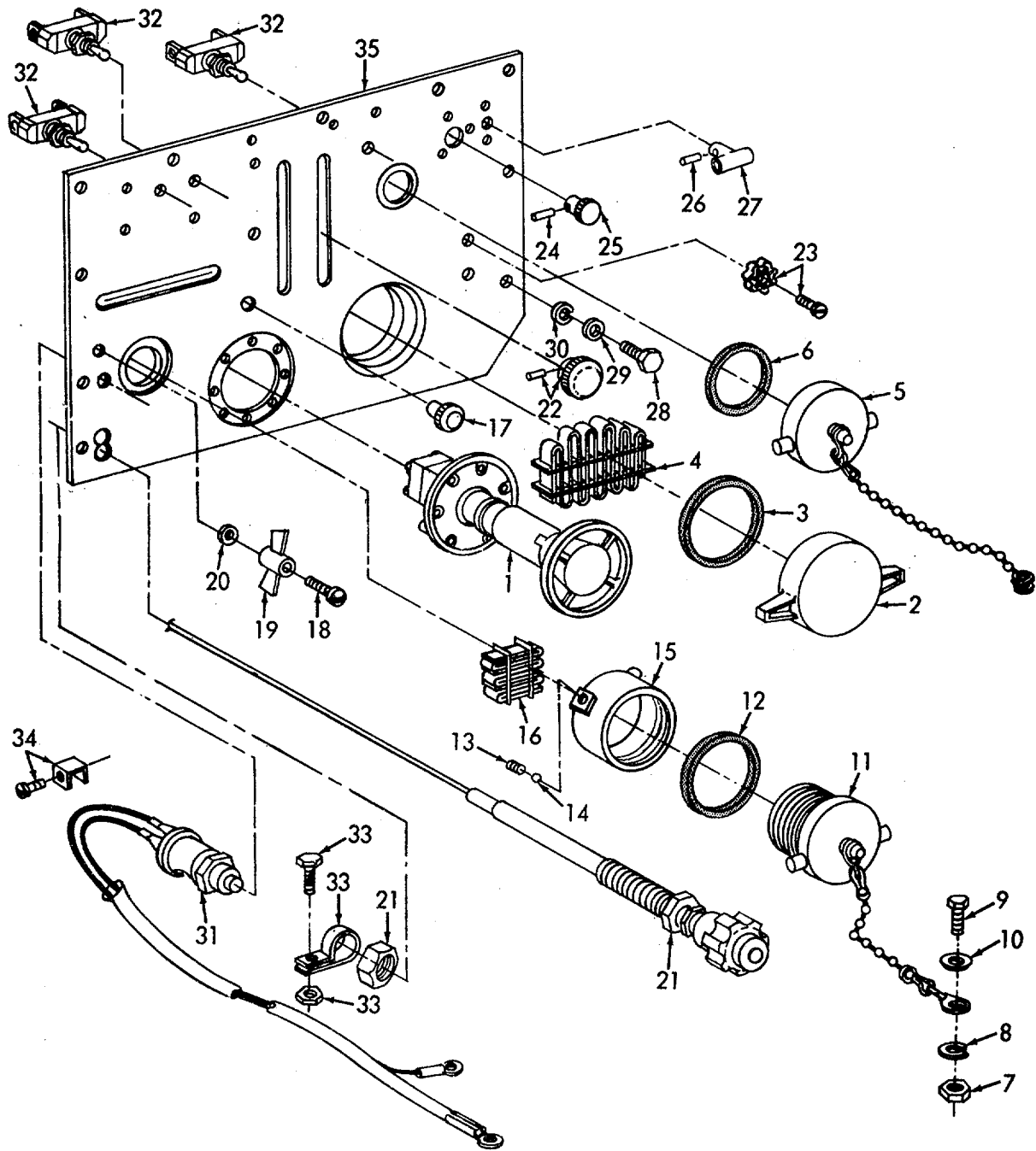
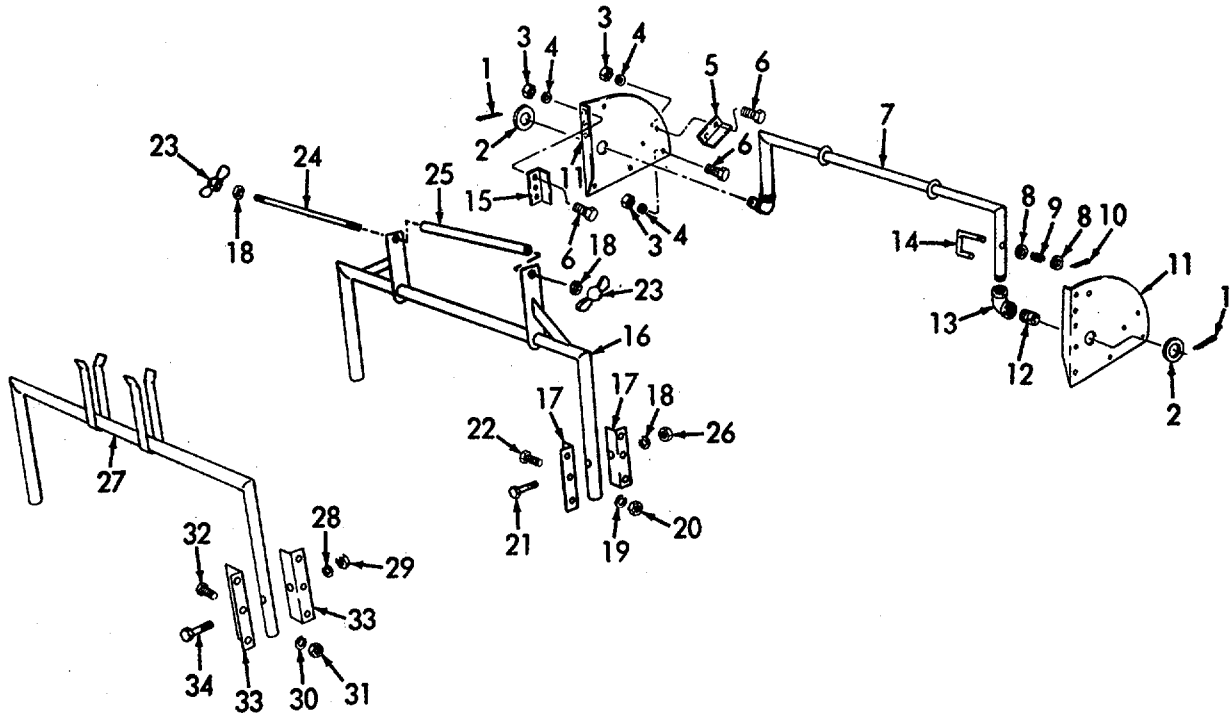


Figure 5. Control Panel.



ME 4210-205-35P/6

Figure 6. Ladder Supports.

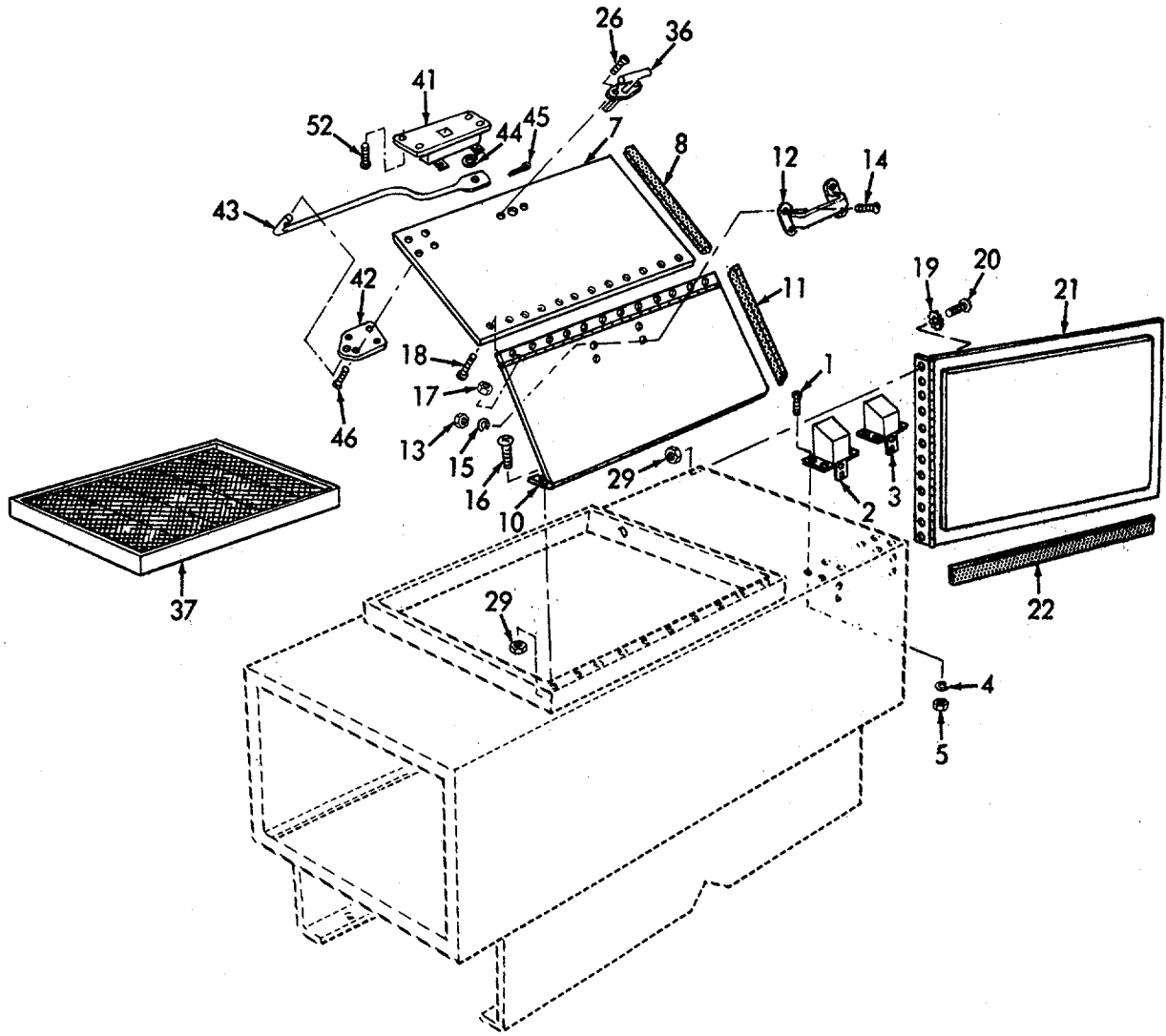


Figure 7(1). Pump Compartment.

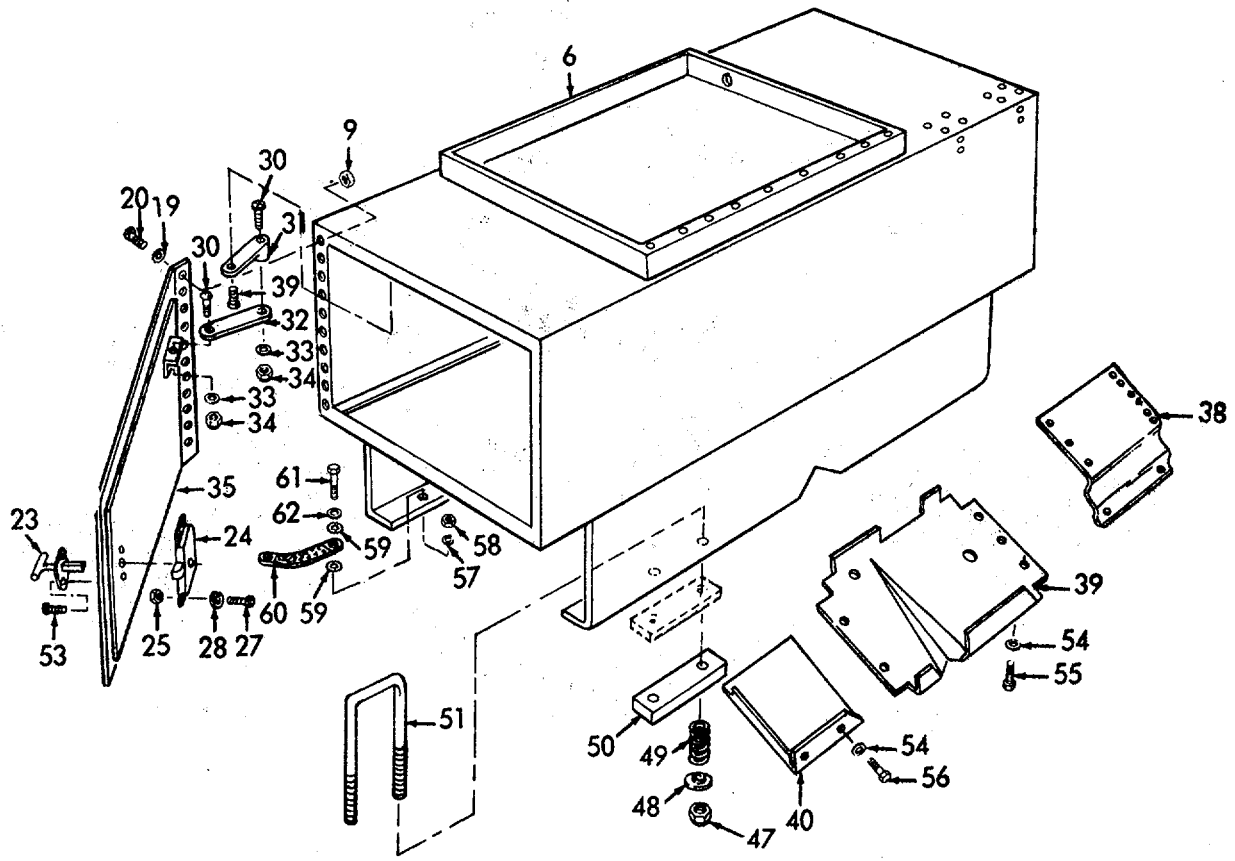


Figure 7(2) . Pump Compartment.

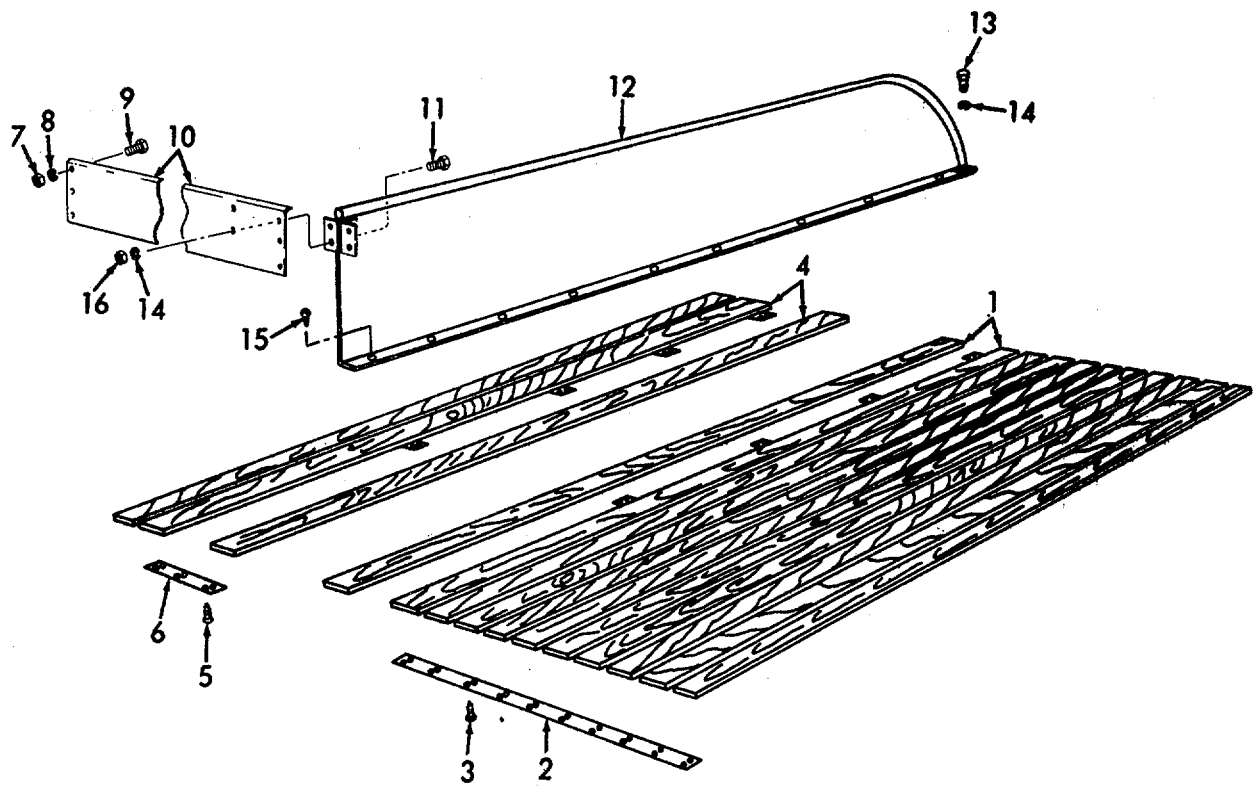


Figure 8. Hose Bed.

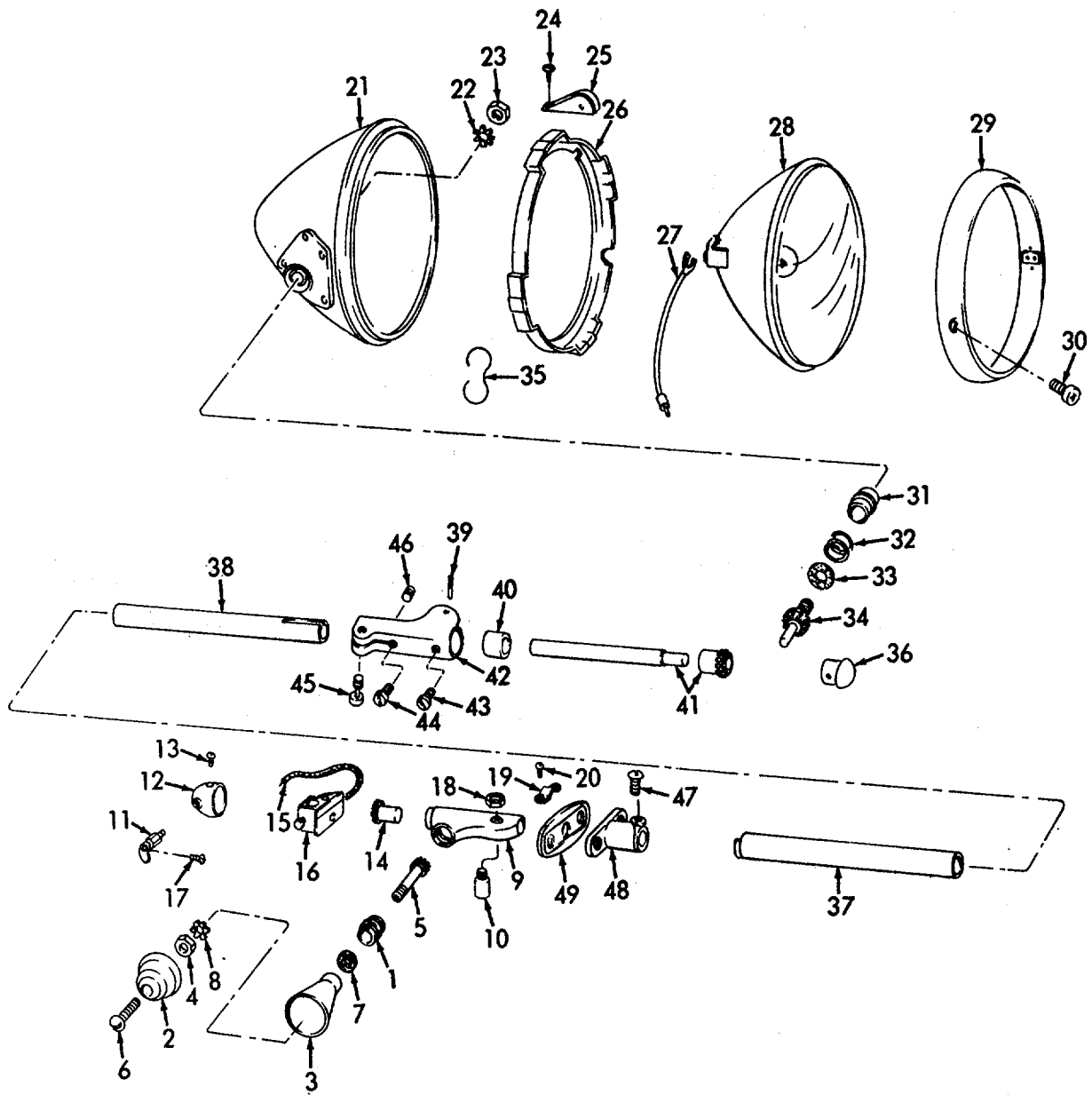


Figure 9. Front Spotlight.

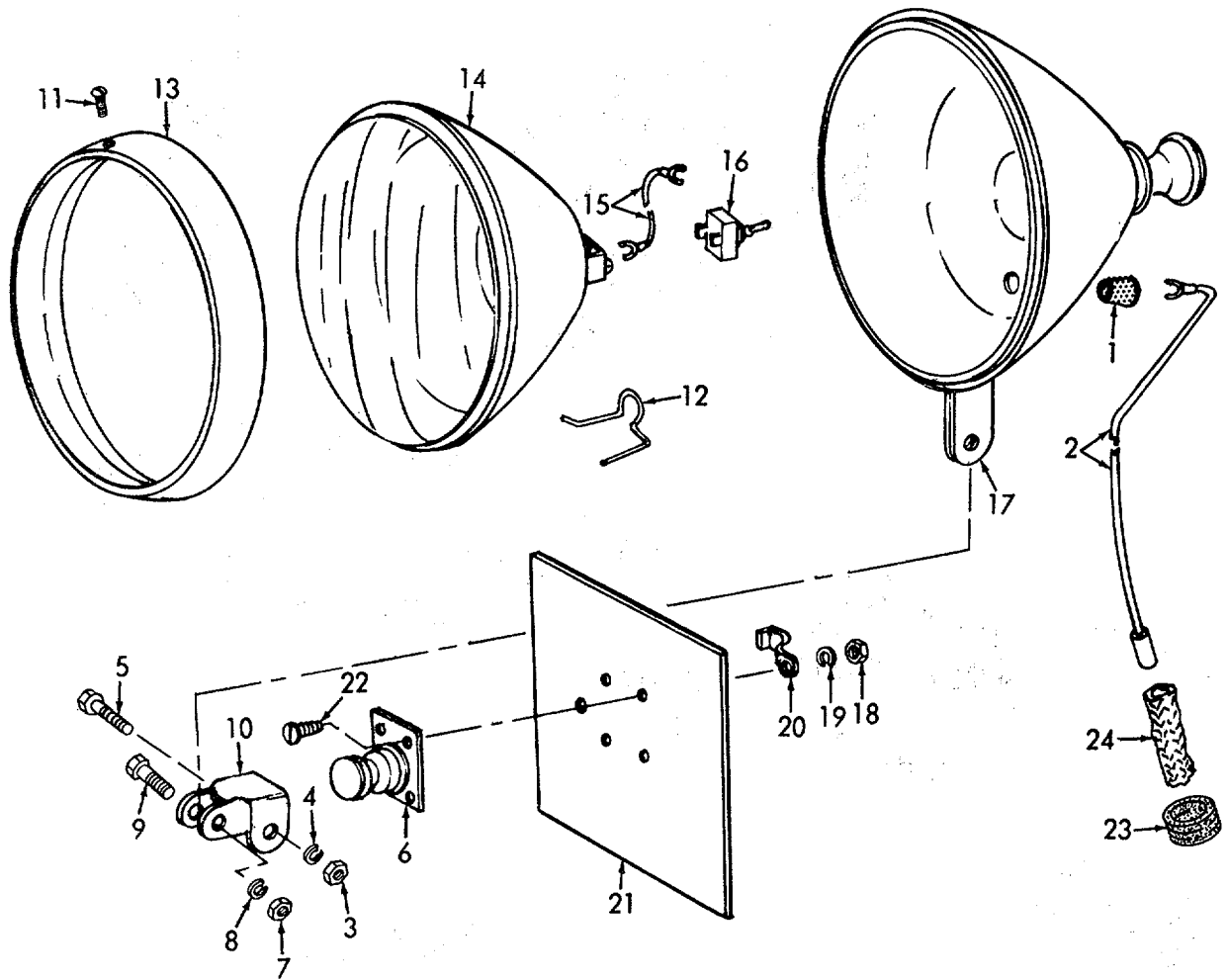


Figure 10. Rear Spotlight.

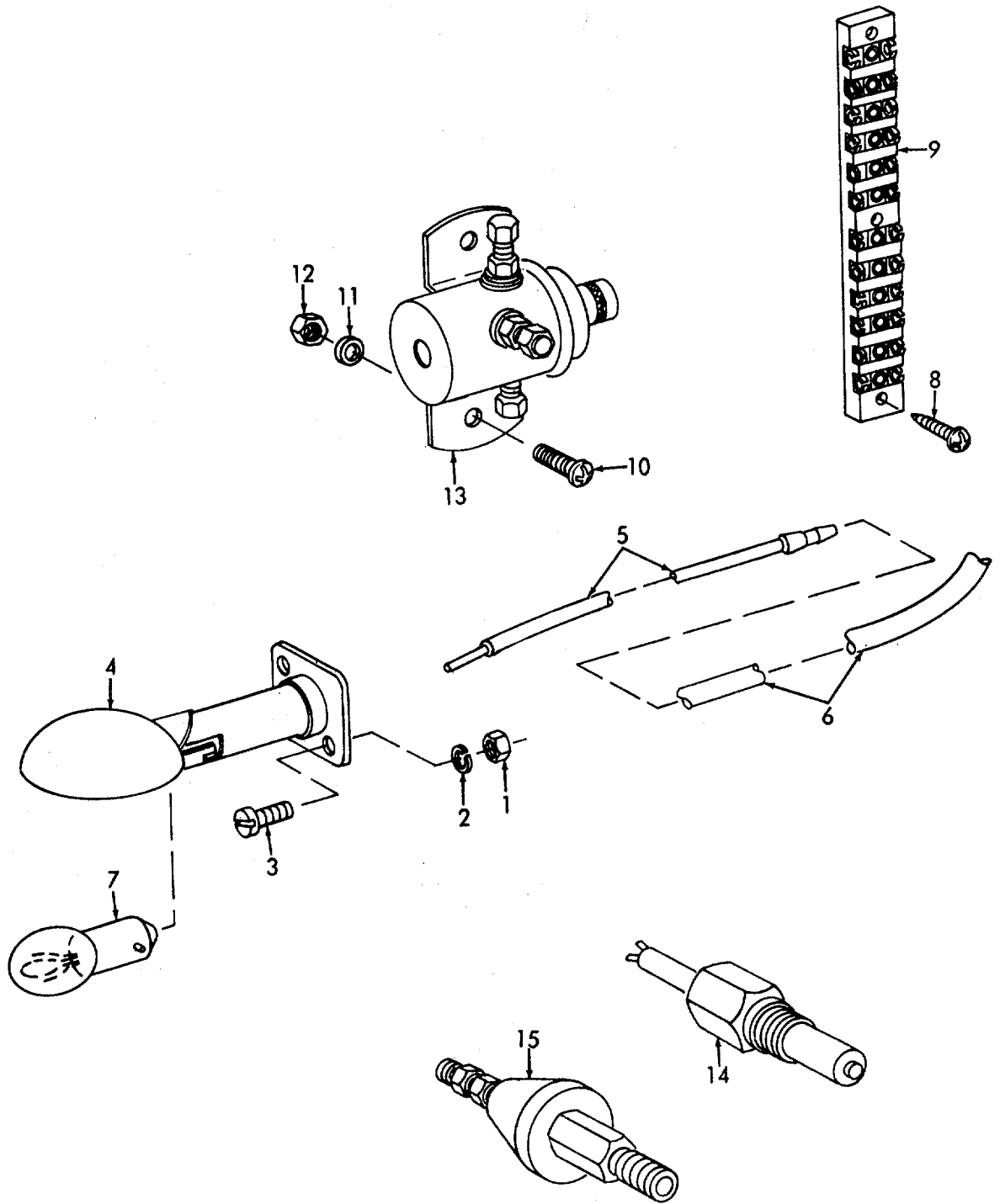


Figure 11. Under Hood Light.

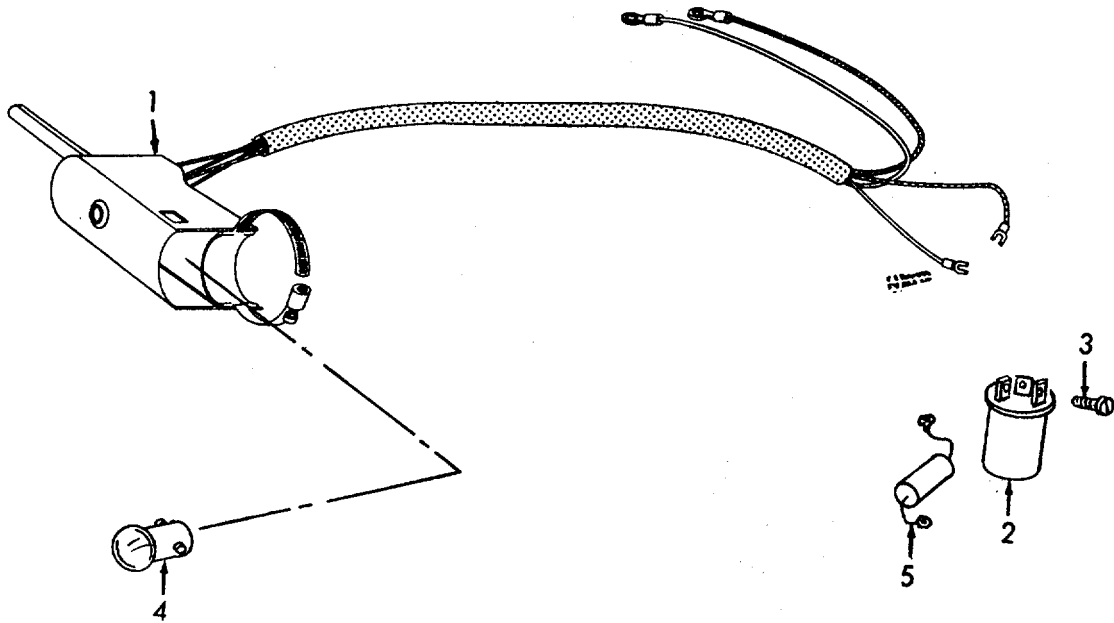
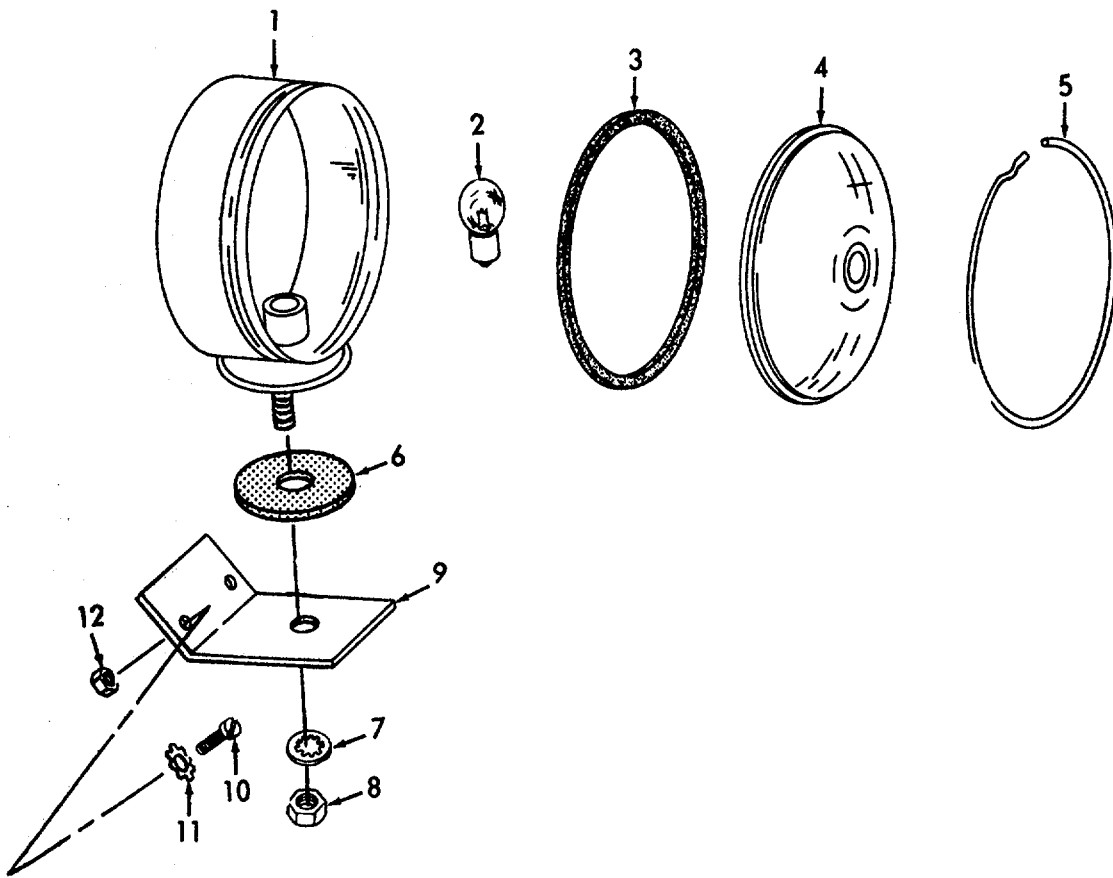


Figure 12. Turn Signal Switch.



ME 4210-205-35P/13

Figure 13. Front Directional Light.

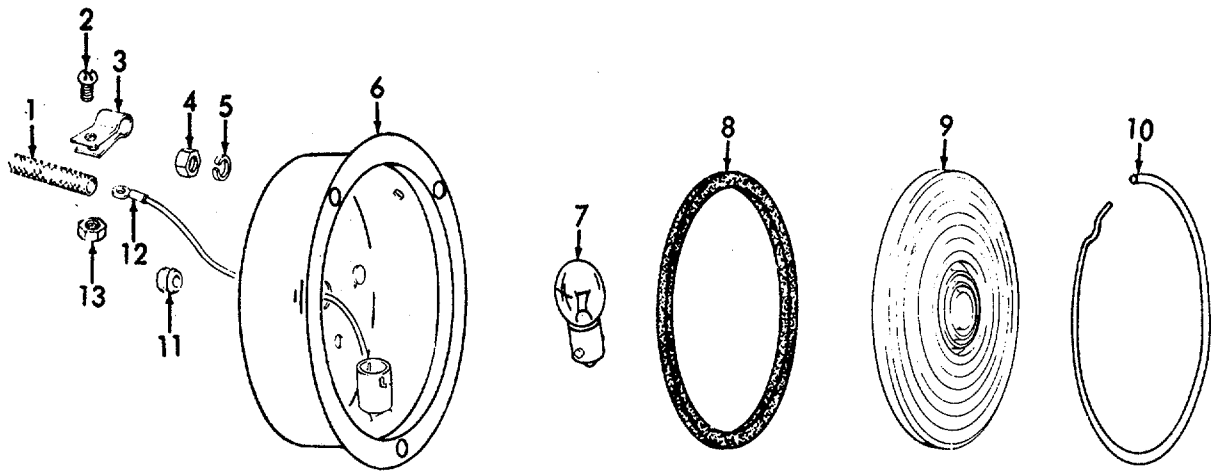


Figure 14. Rear Directional Light.

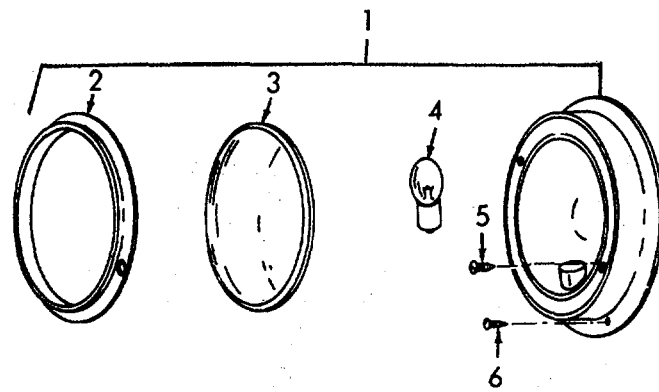
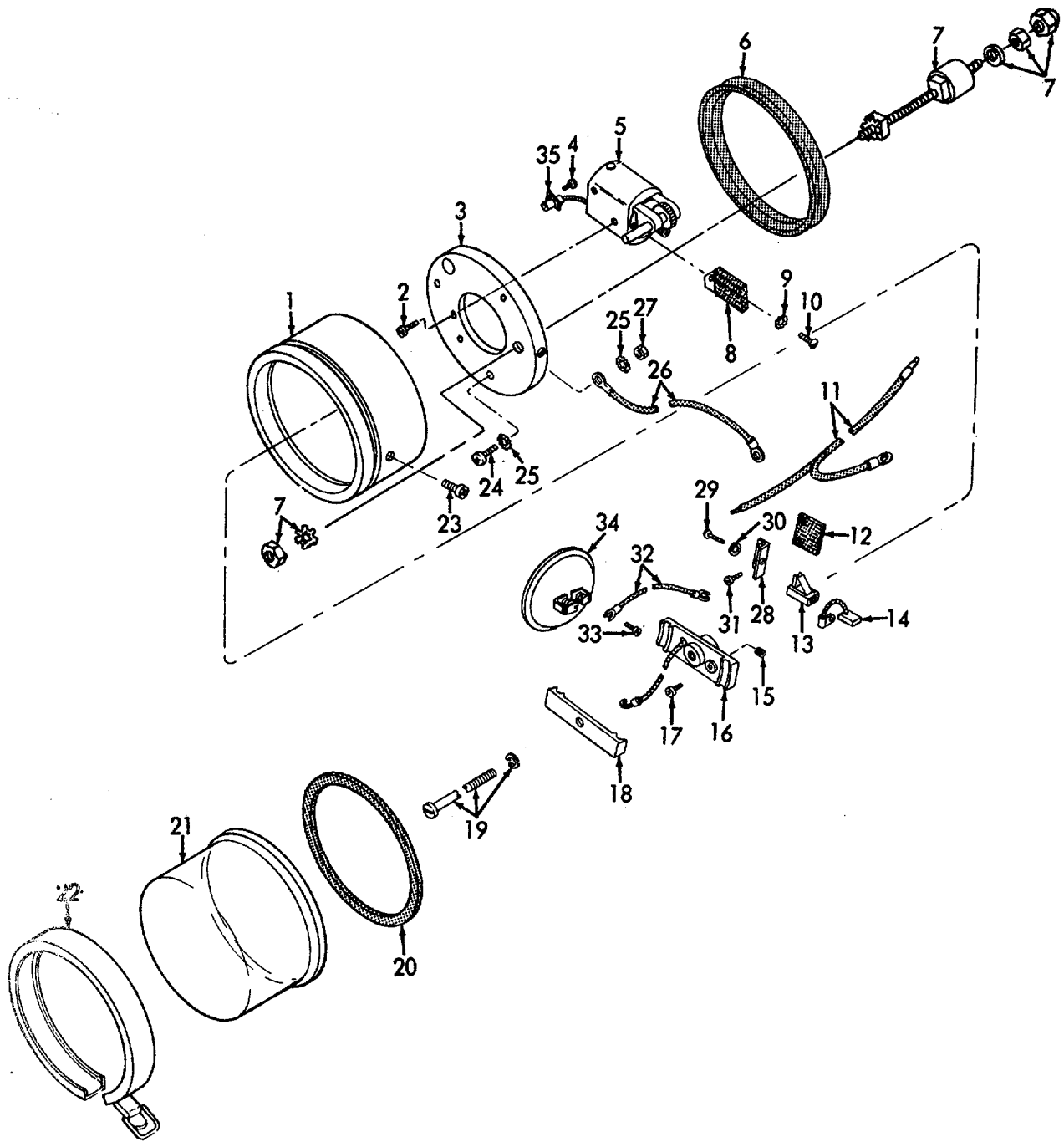
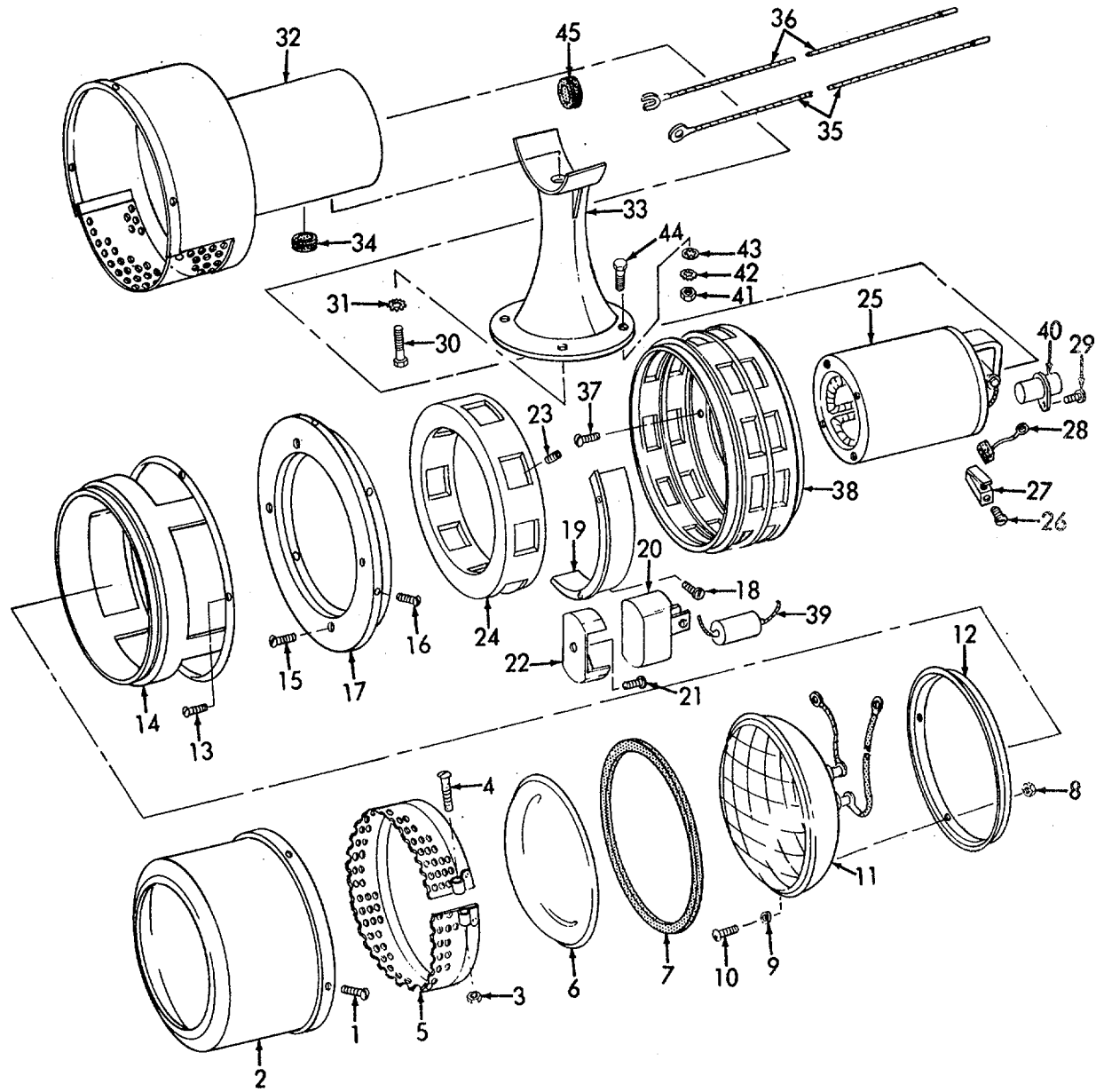


Figure 15. Dome Light.



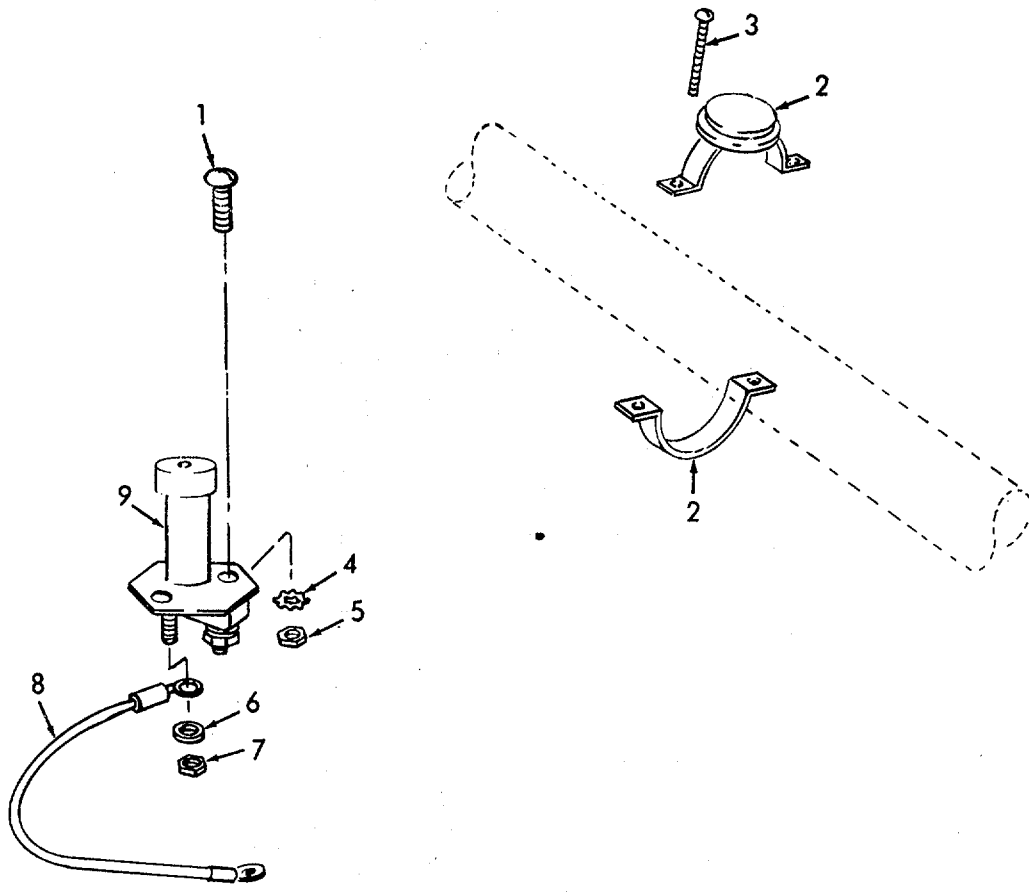
ME 4210-205-35P/16

Figure 16. Warning Light.



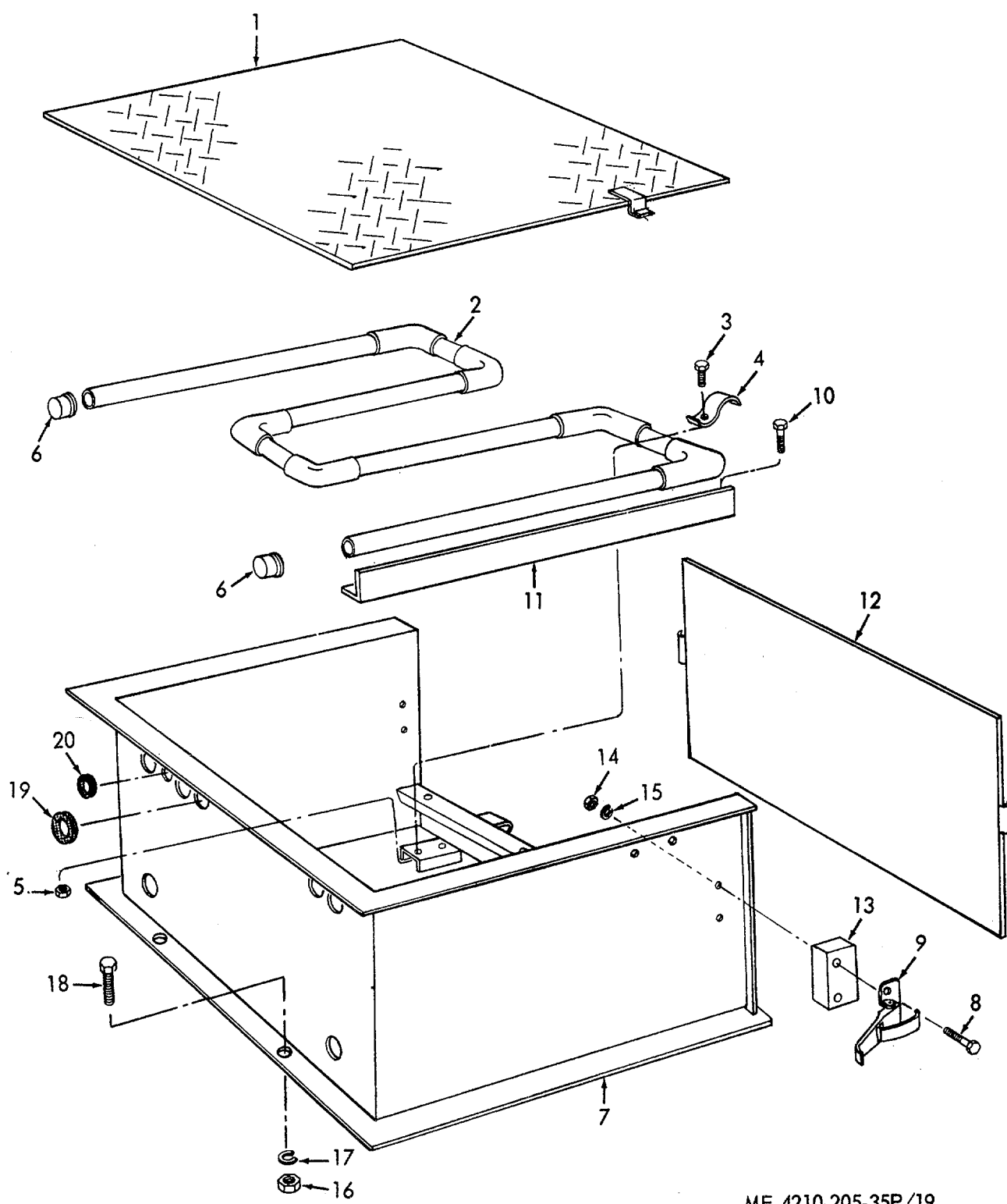
ME 4210-205-35P/17

Figure 17. Siren



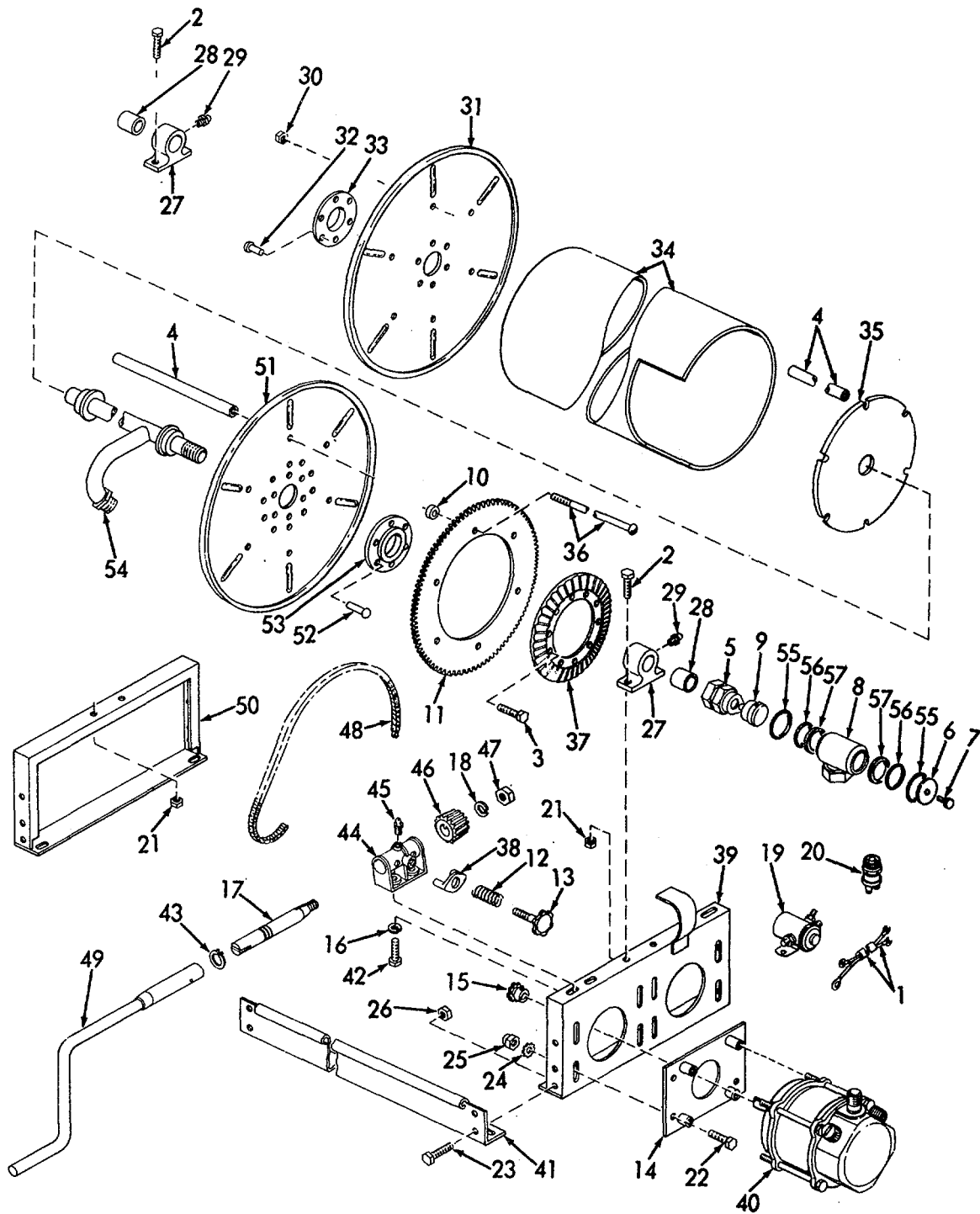
ME 4210-205-35P/18

Figure 18. Siren Switches.



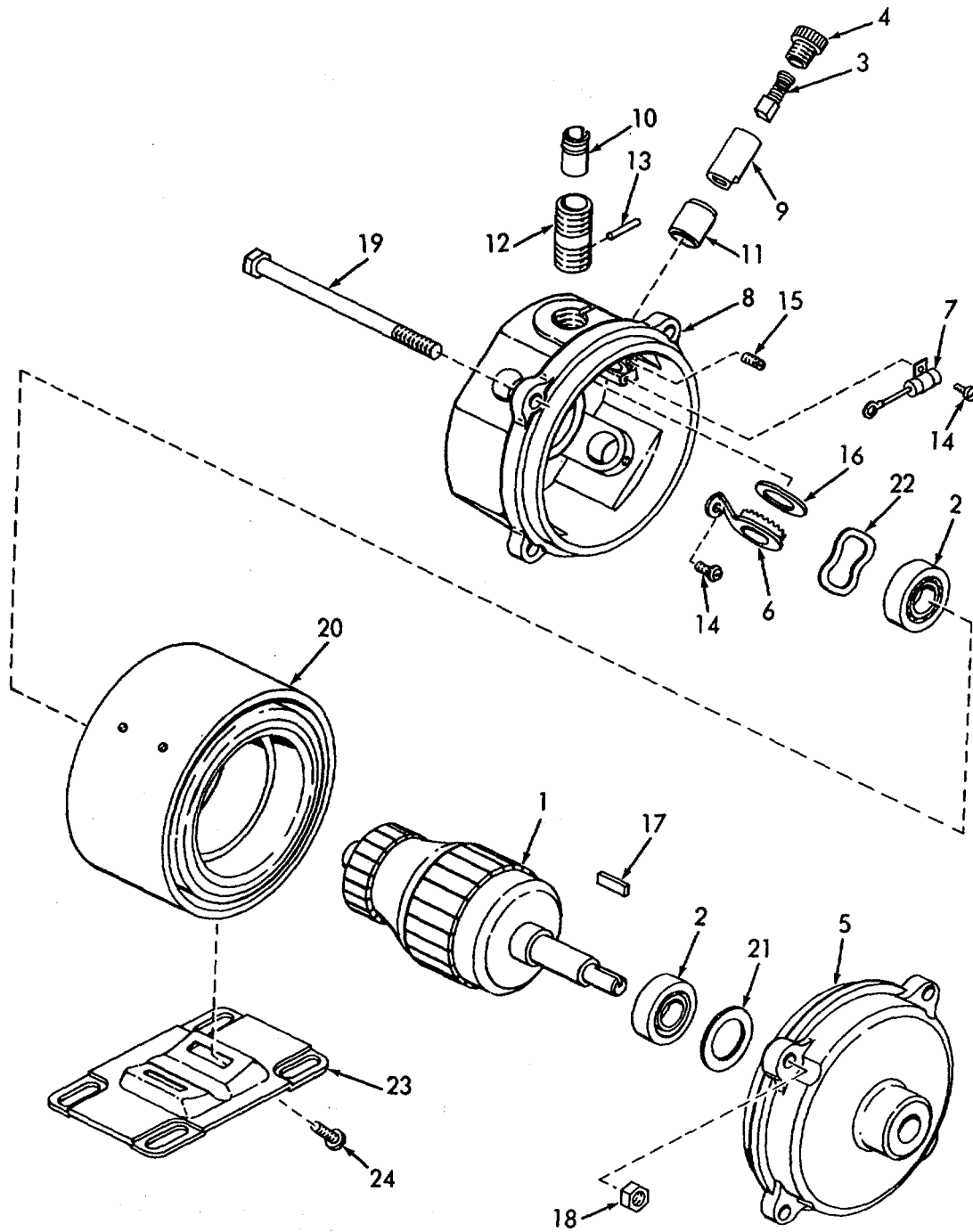
ME 4210-205-35P/19

Figure 19. Battery Box.



ME 4210-205-35P/20

Figure 20. Hose Reel Explode and Hose Reel Motor



ME 4210-205-35P/21

Figure 21. Hose Reel and Coolant Pump Motor Explode.

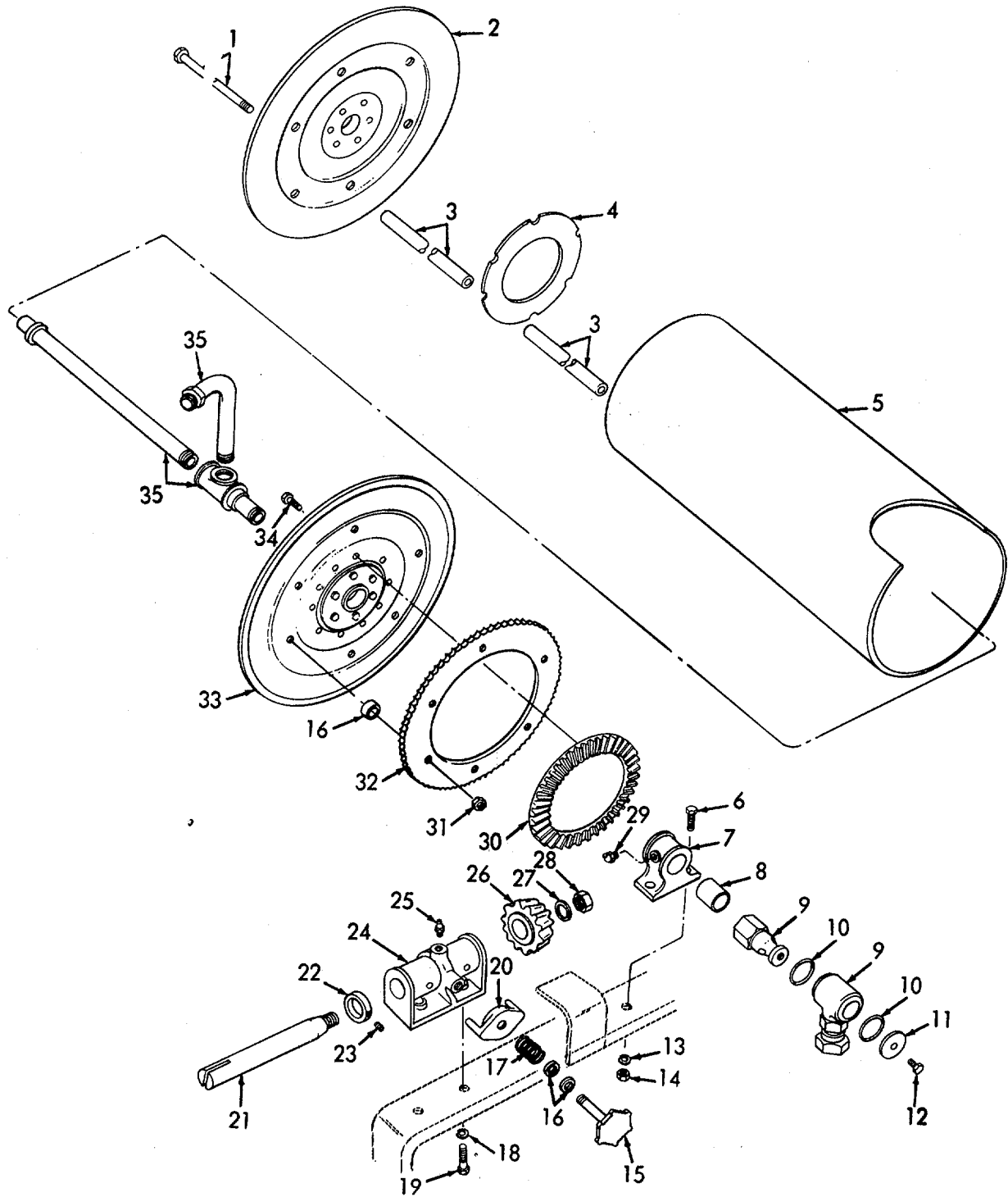


Figure 22. Hose Reel.
148

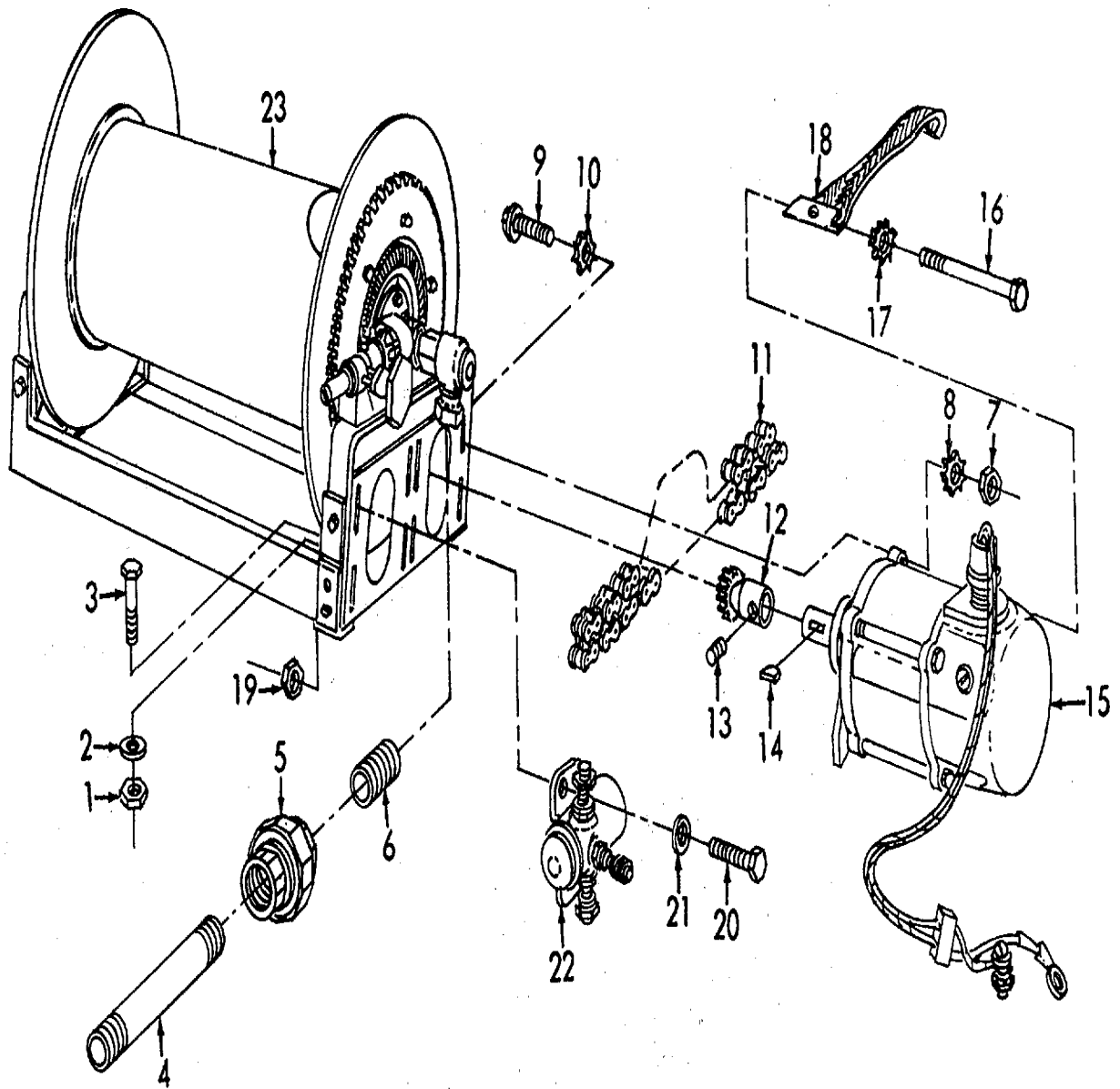
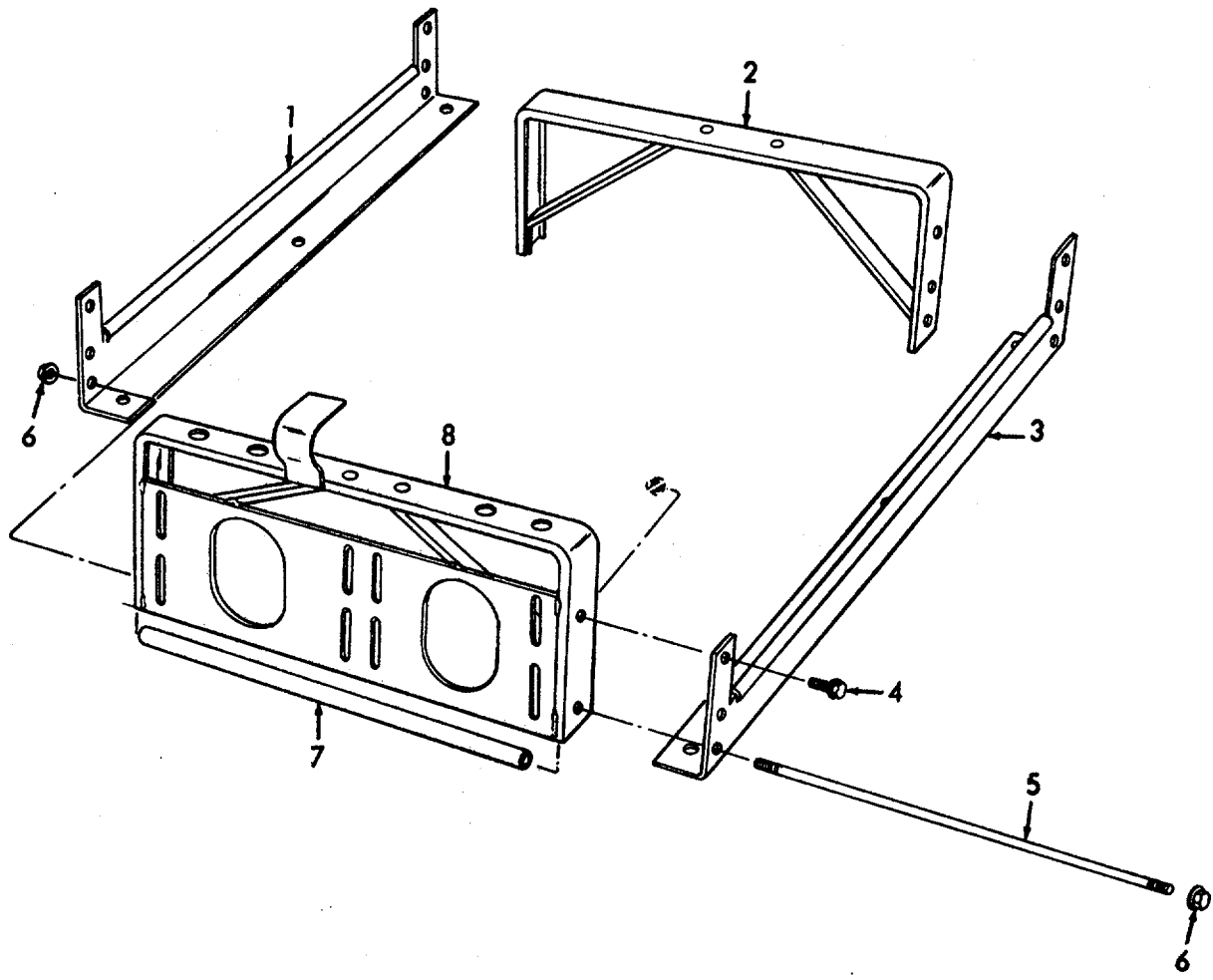
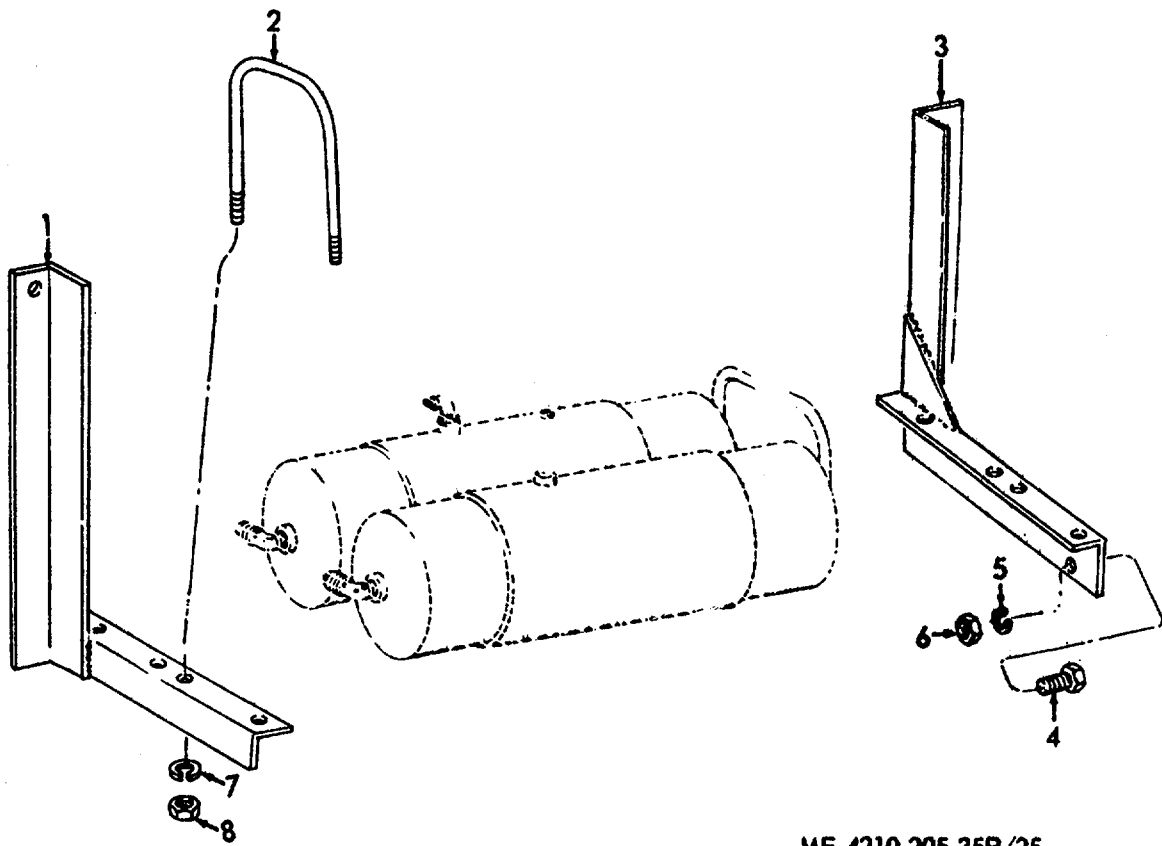


Figure 23. Hose Reel and Motor.



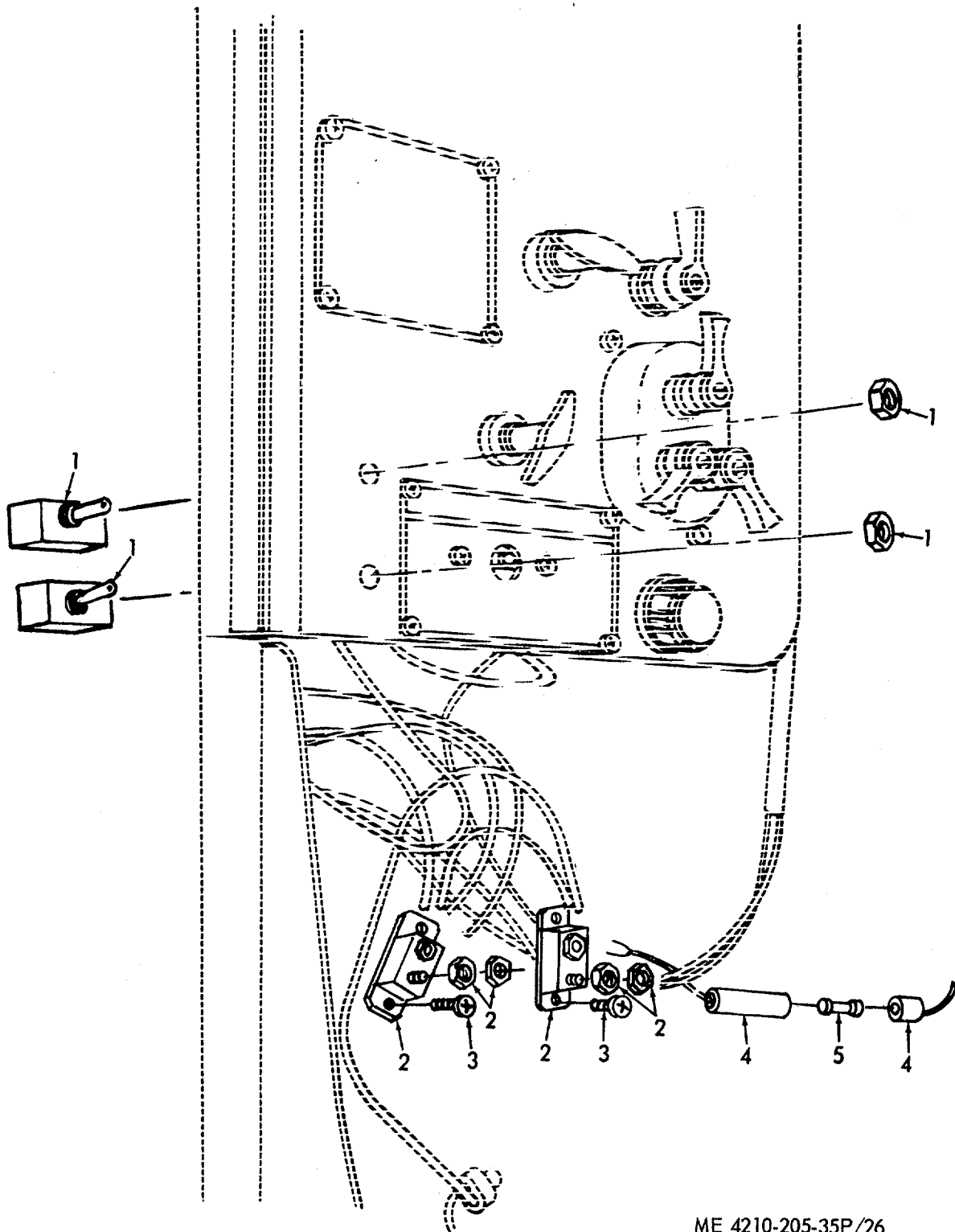
ME 4210-205-35P/24

Figure 24. Hose Reel Frame.
150



ME 4210-205-35P/25

Figure 25. Mounting Assembly, Air Receiver.



ME 4210-205-35P/26

Figure 26. Circuit Breaker and Switches

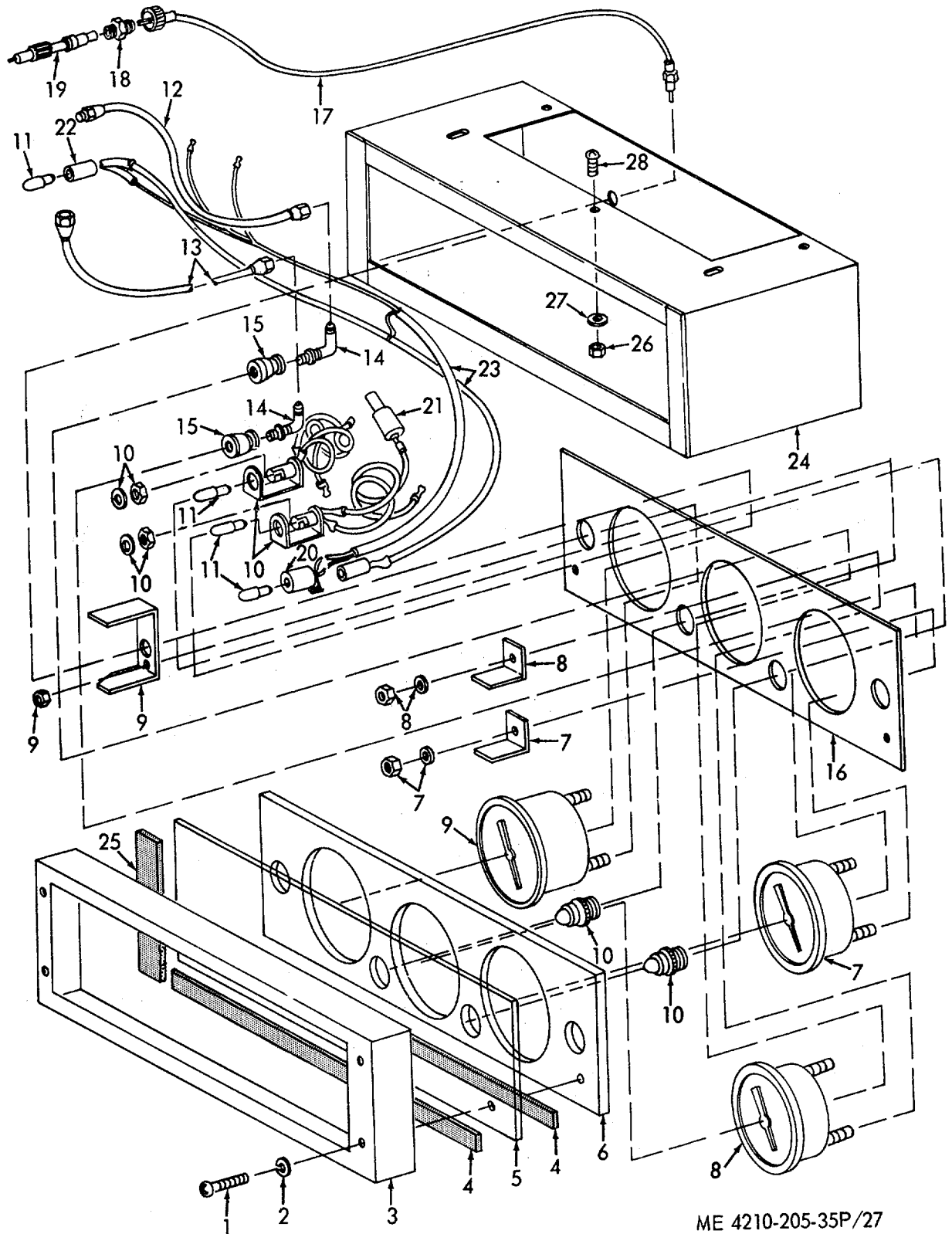
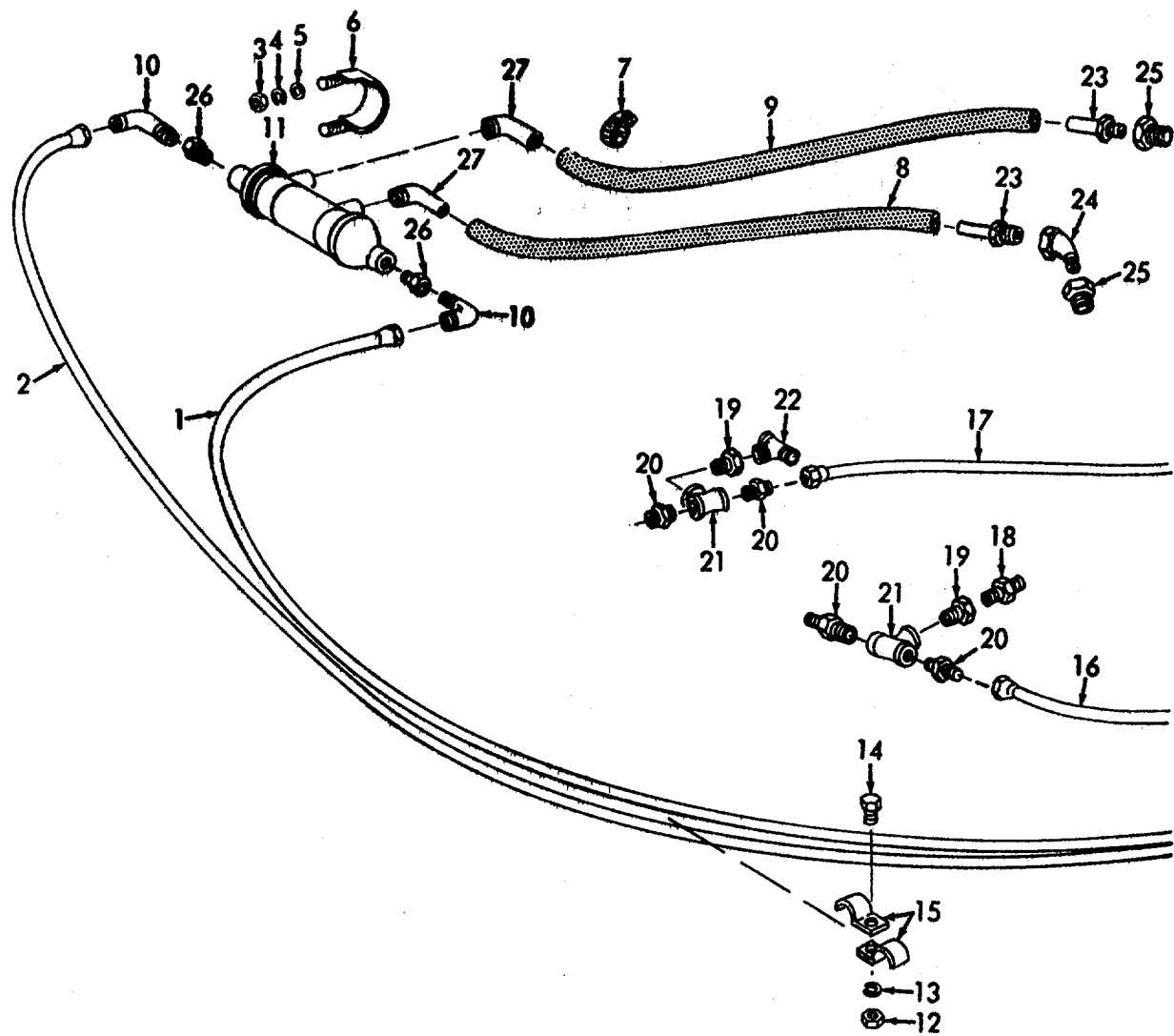
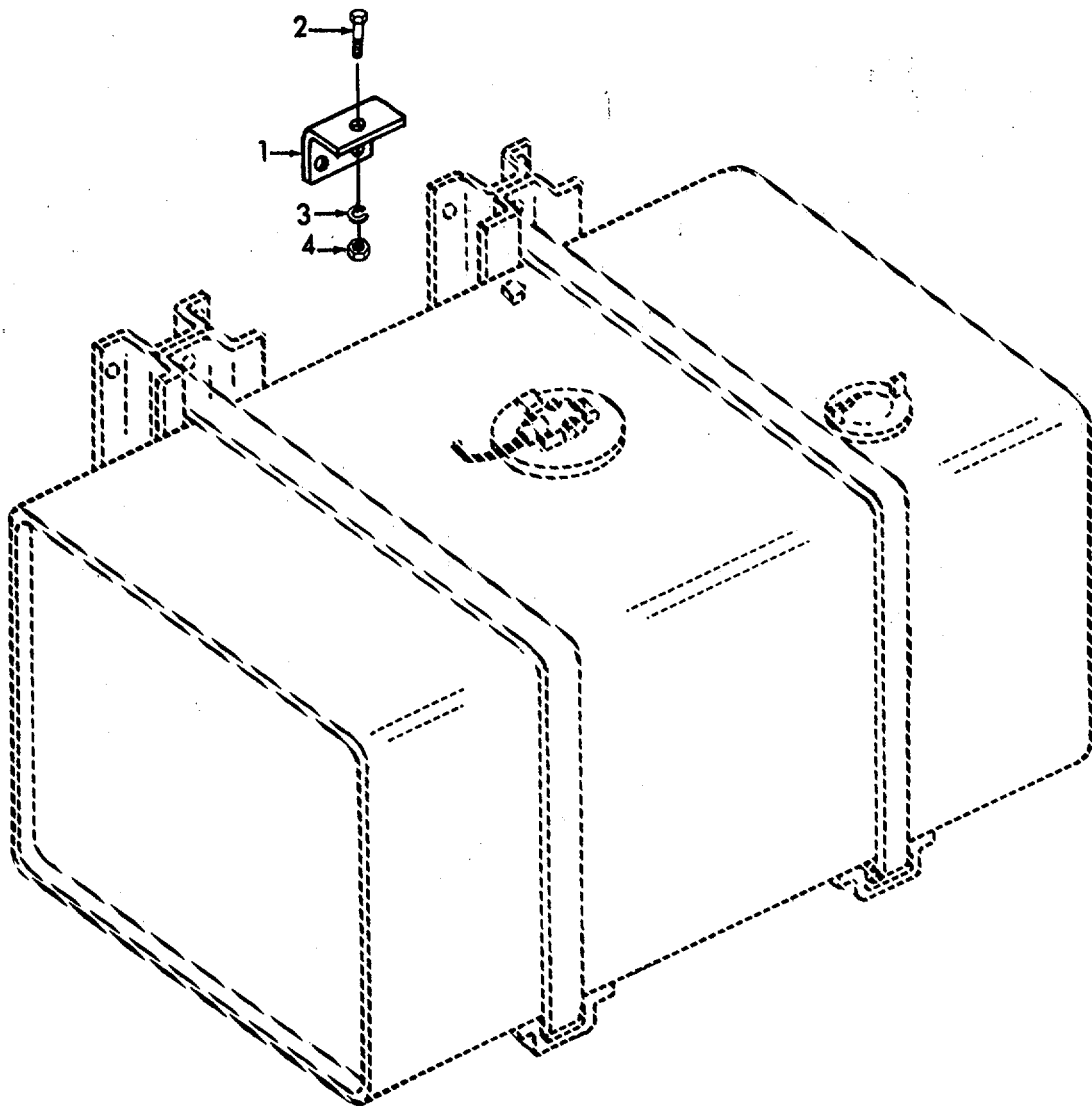


Figure 27. Instrument Housing.



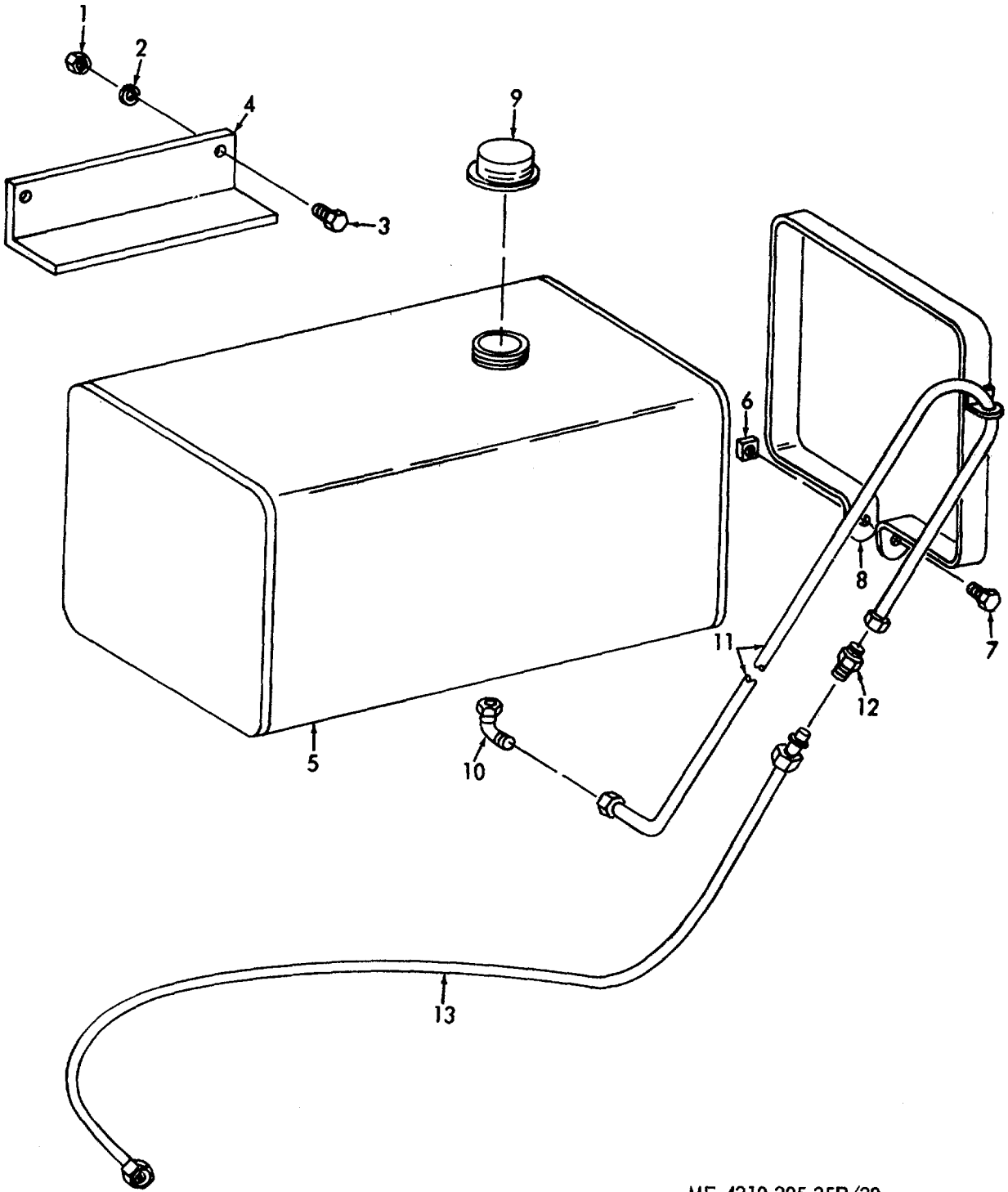
ME 4210-205-35P/28

Figure 28. Heat Exchanger.



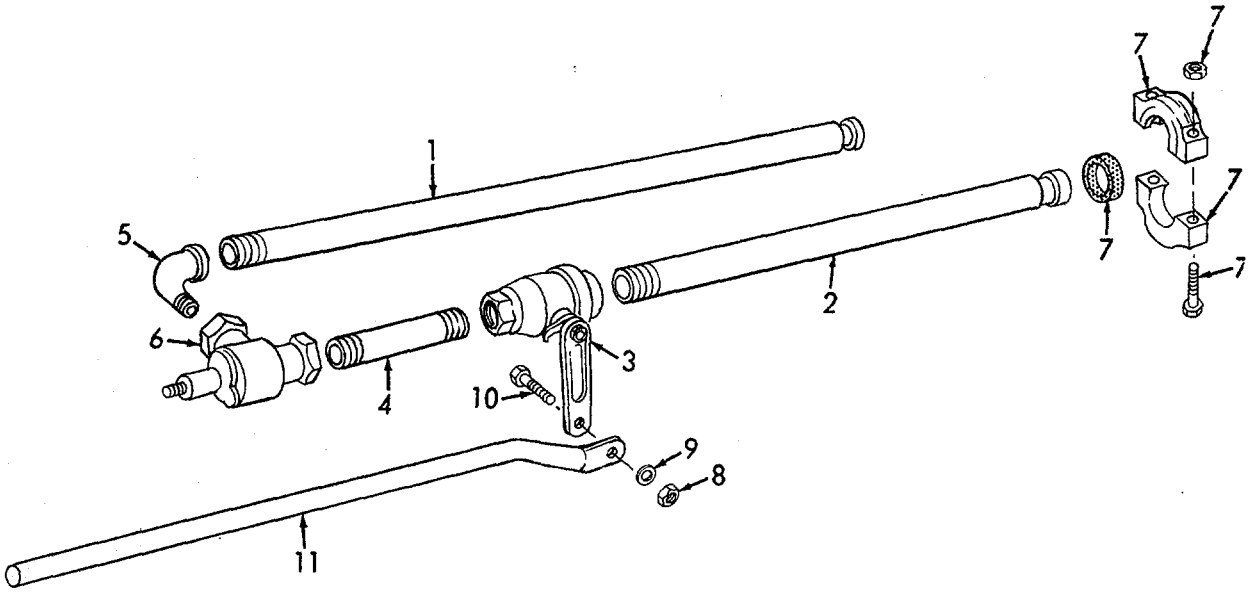
ME 4210-205-35P/29

Figure 29. Angle, Fuel Tank Strap.



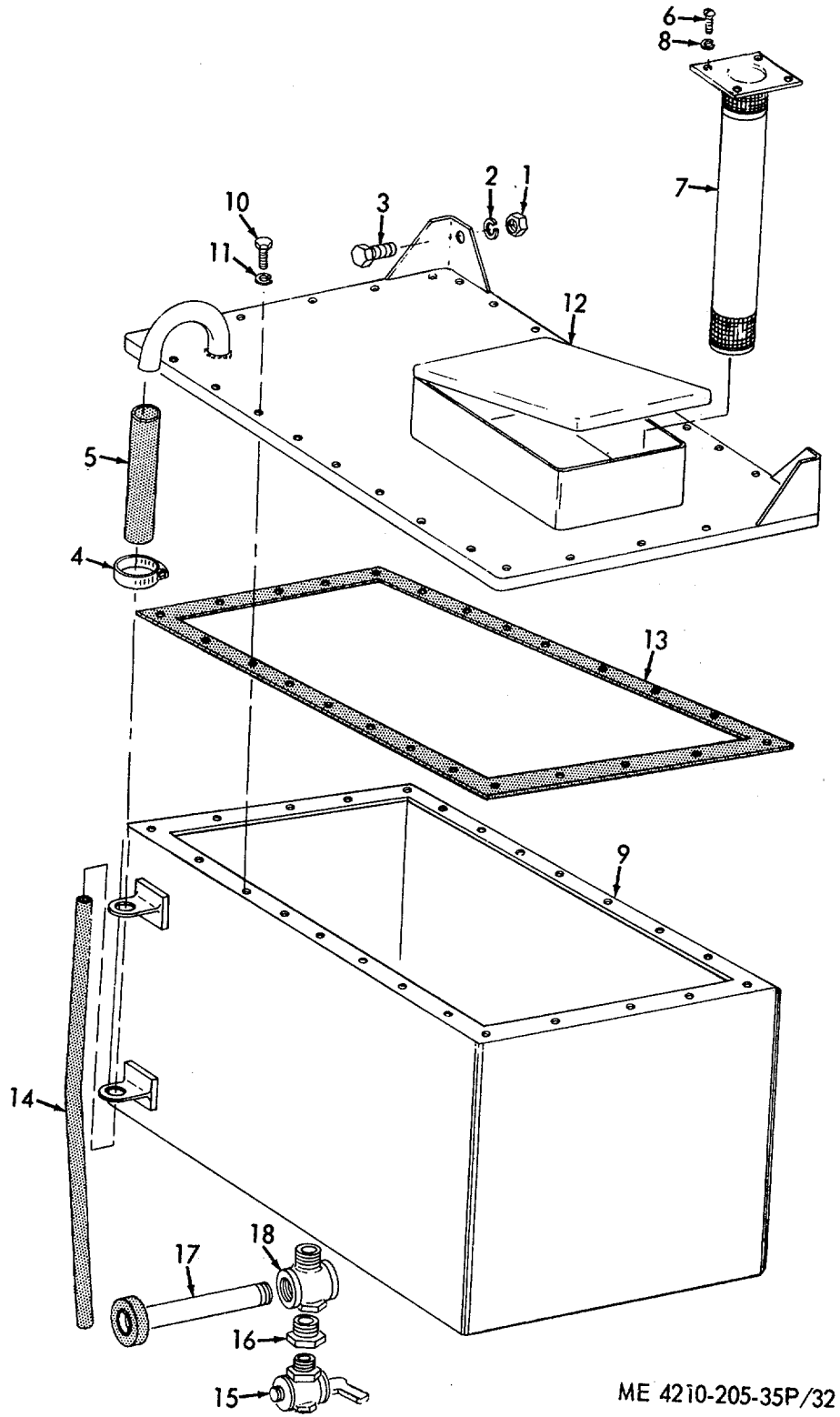
ME 4210-205-35P/30

Figure 30. Priming Tank.



ME 4210-205-35P/31

Figure 31. Foam Proportioner Piping.



ME 4210-205-35P/32

Figure 32. Foam Tank
158

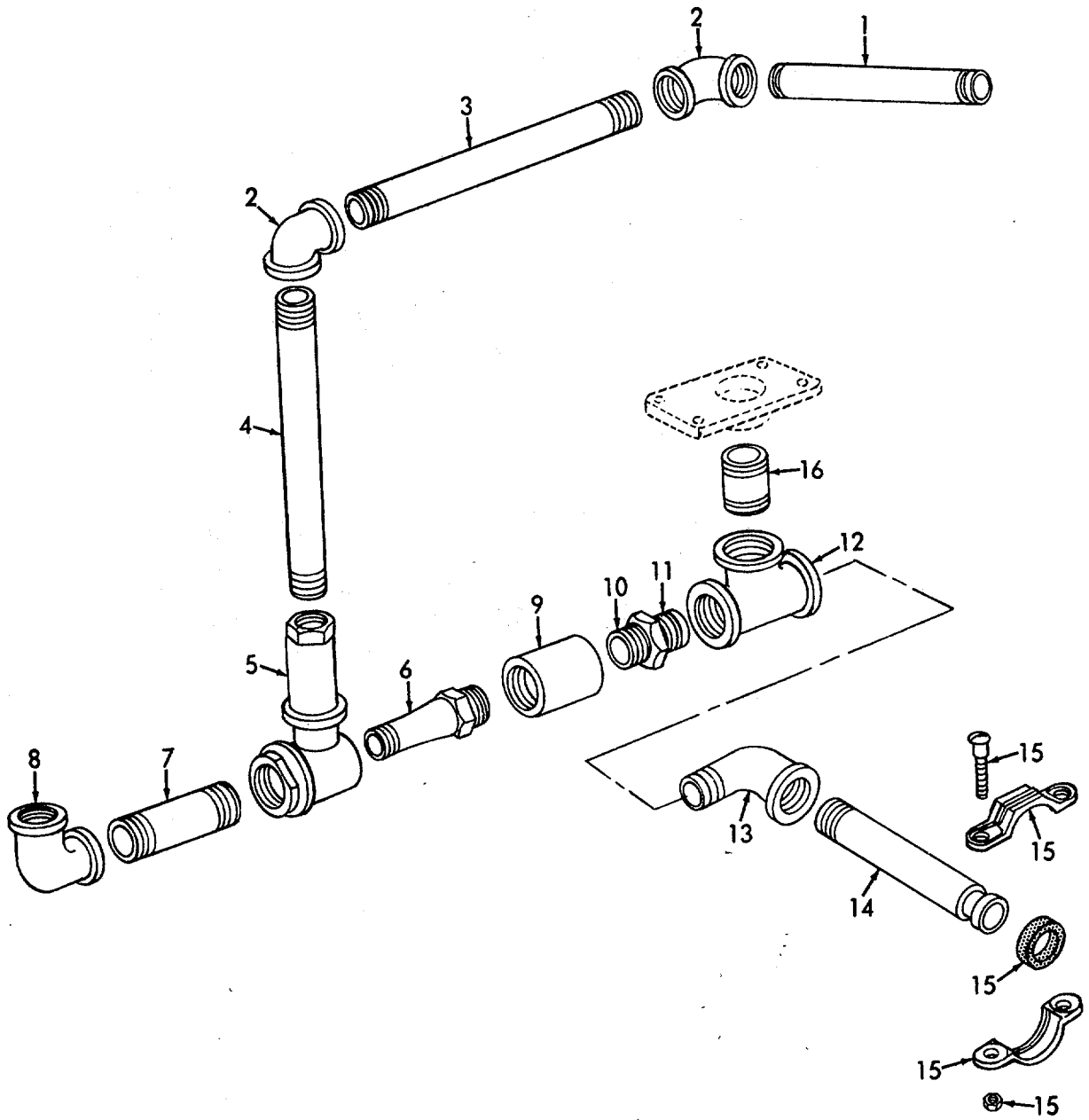


Figure 33. Eductor and Piping.

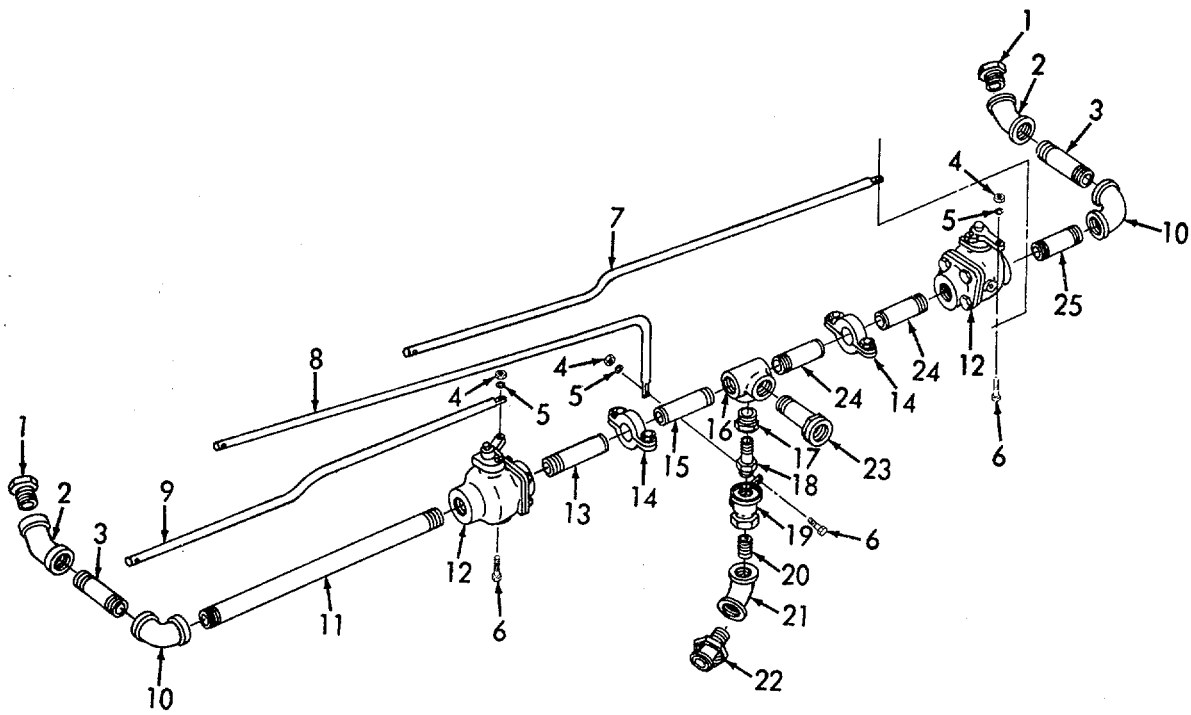


Figure 34. Hose Reel Piping.

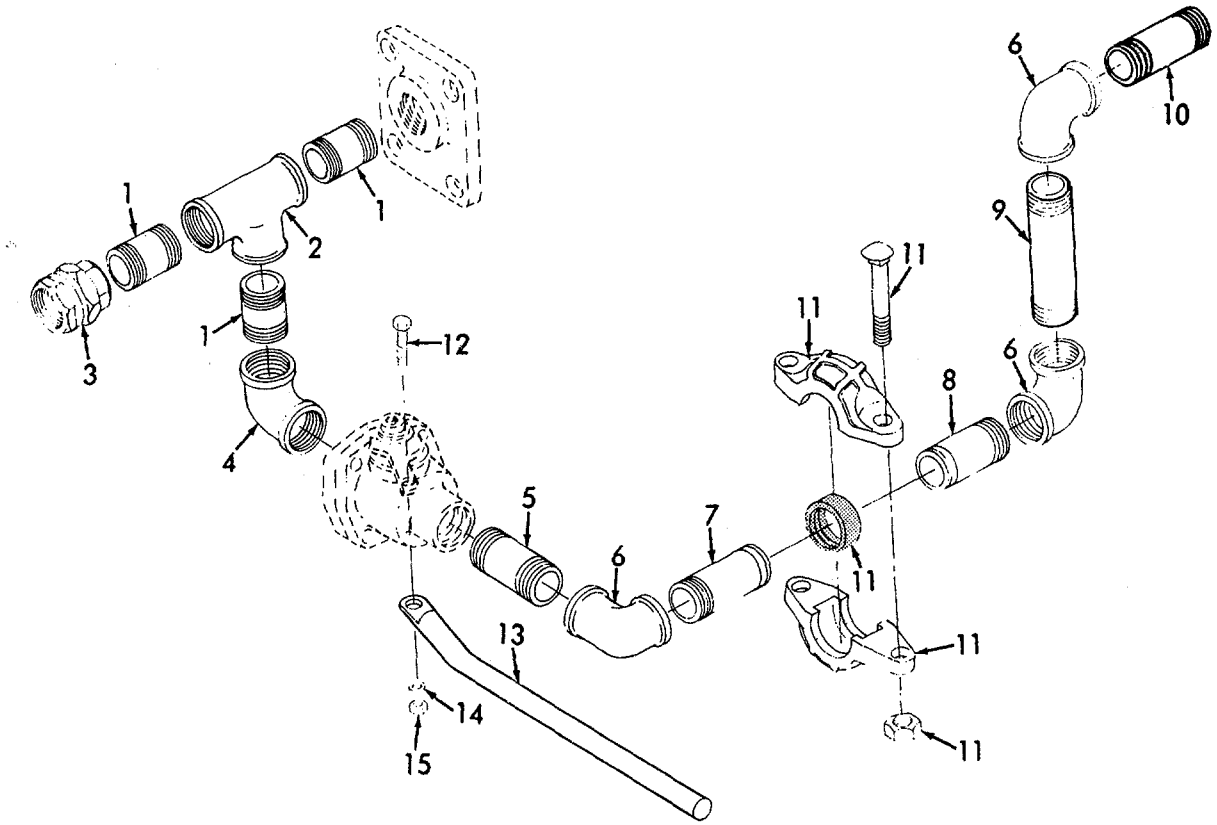


Figure 35. Pump to Water Tank Piping.

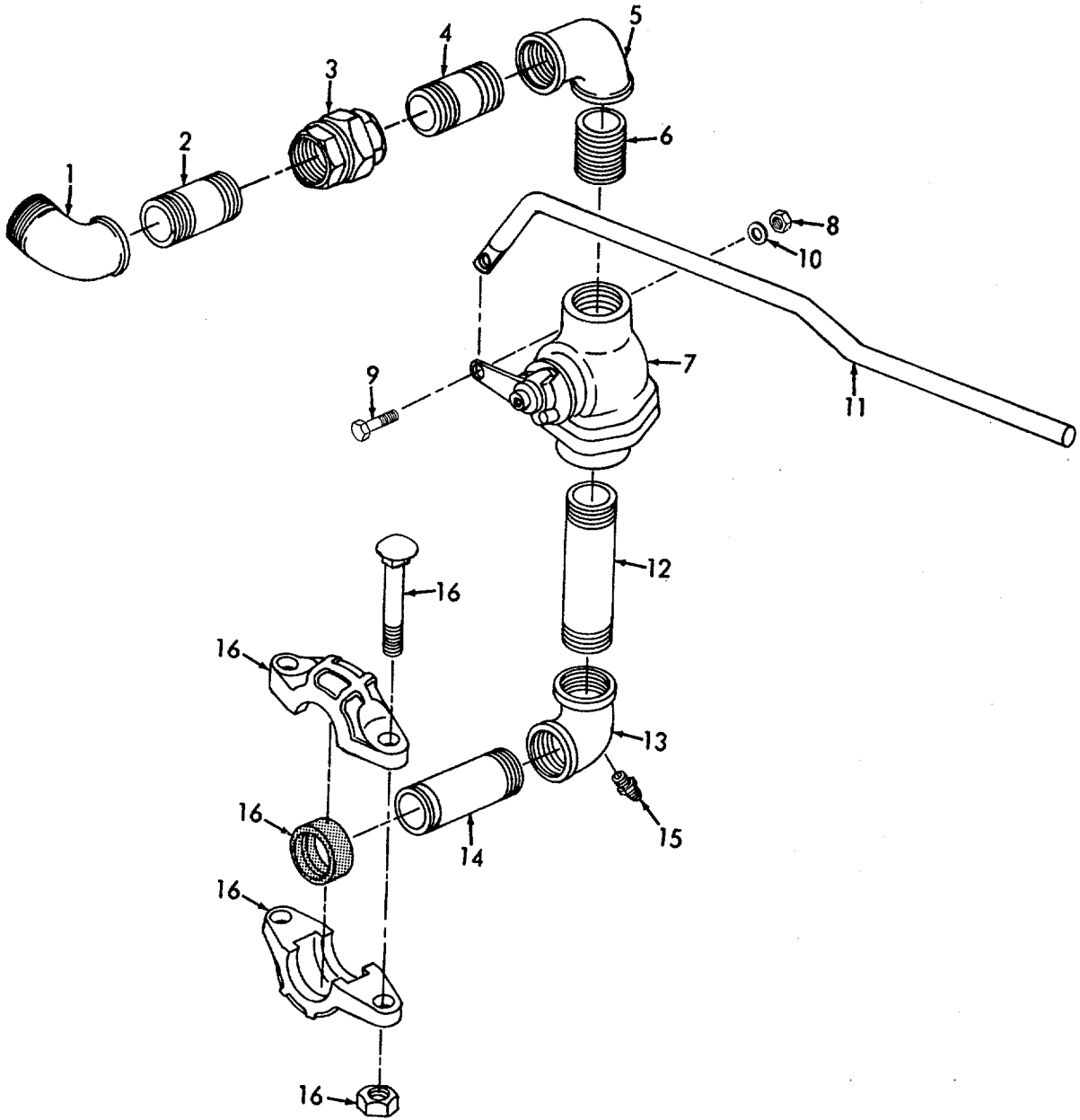
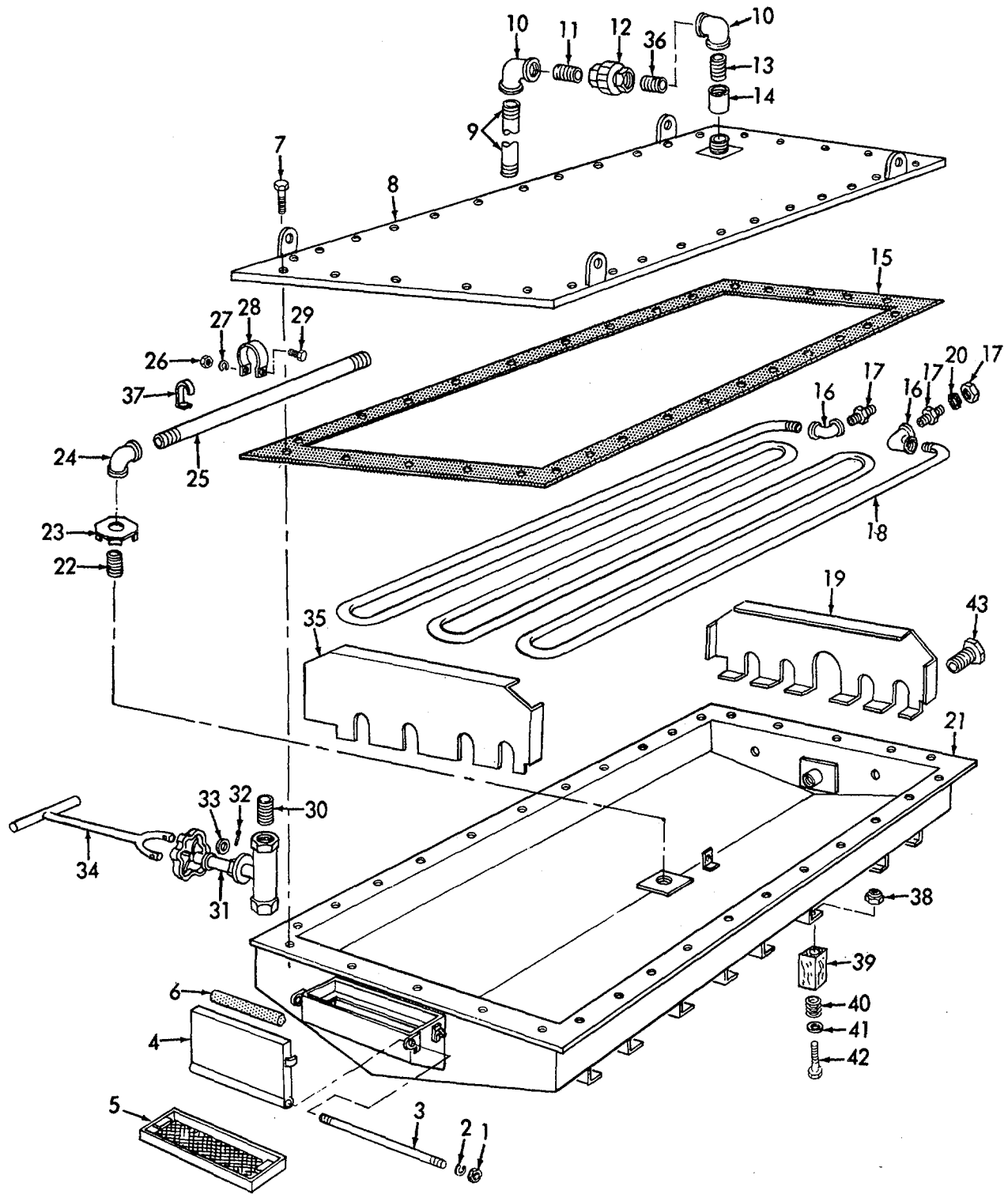
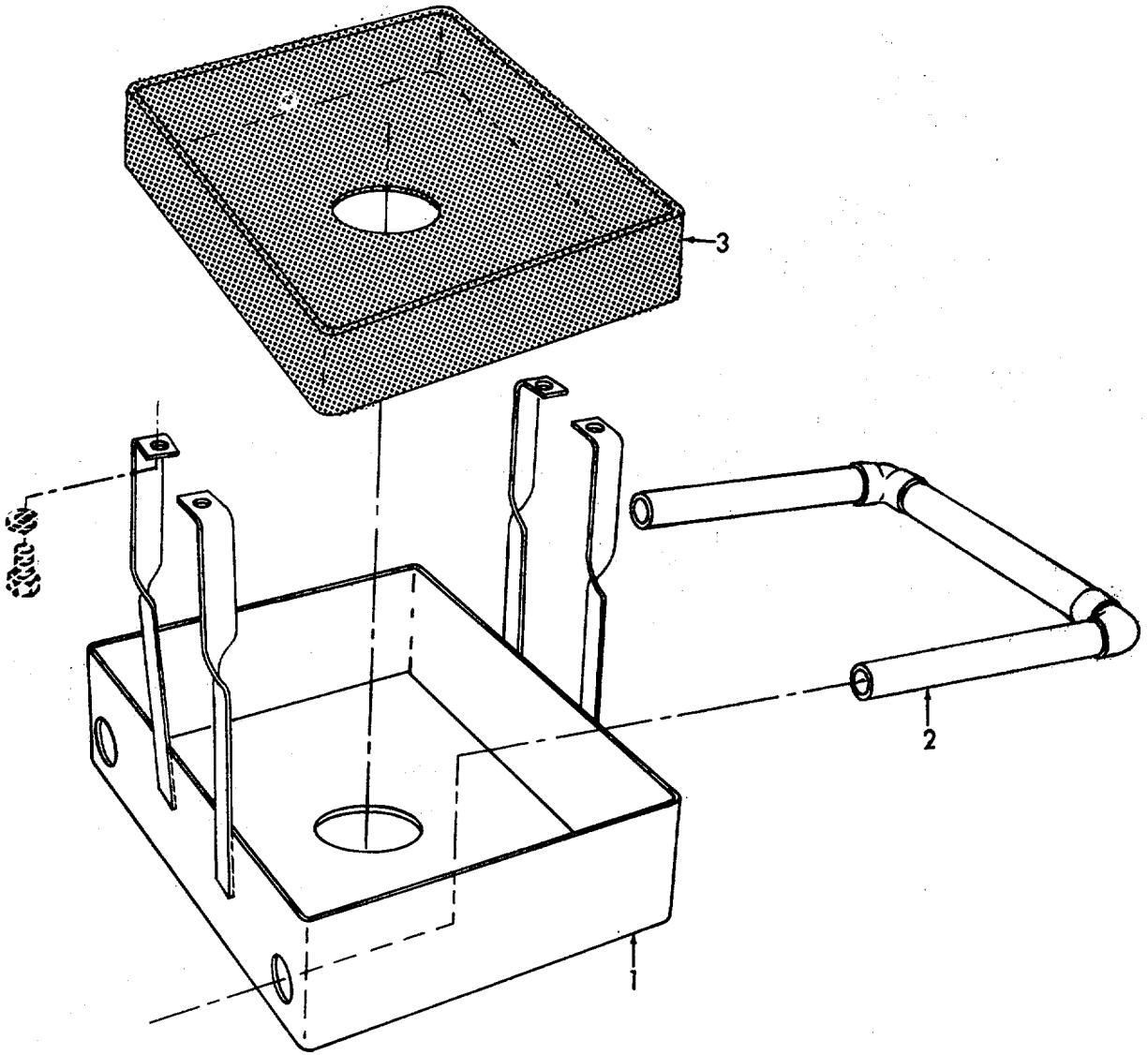


Figure 36. Water Tank to Pump Piping.



ME 4210-205-35P/37

Figure 37. Water Tank.



ME 4210-205-35P/38

Figure 38. Box and Oil Pan.

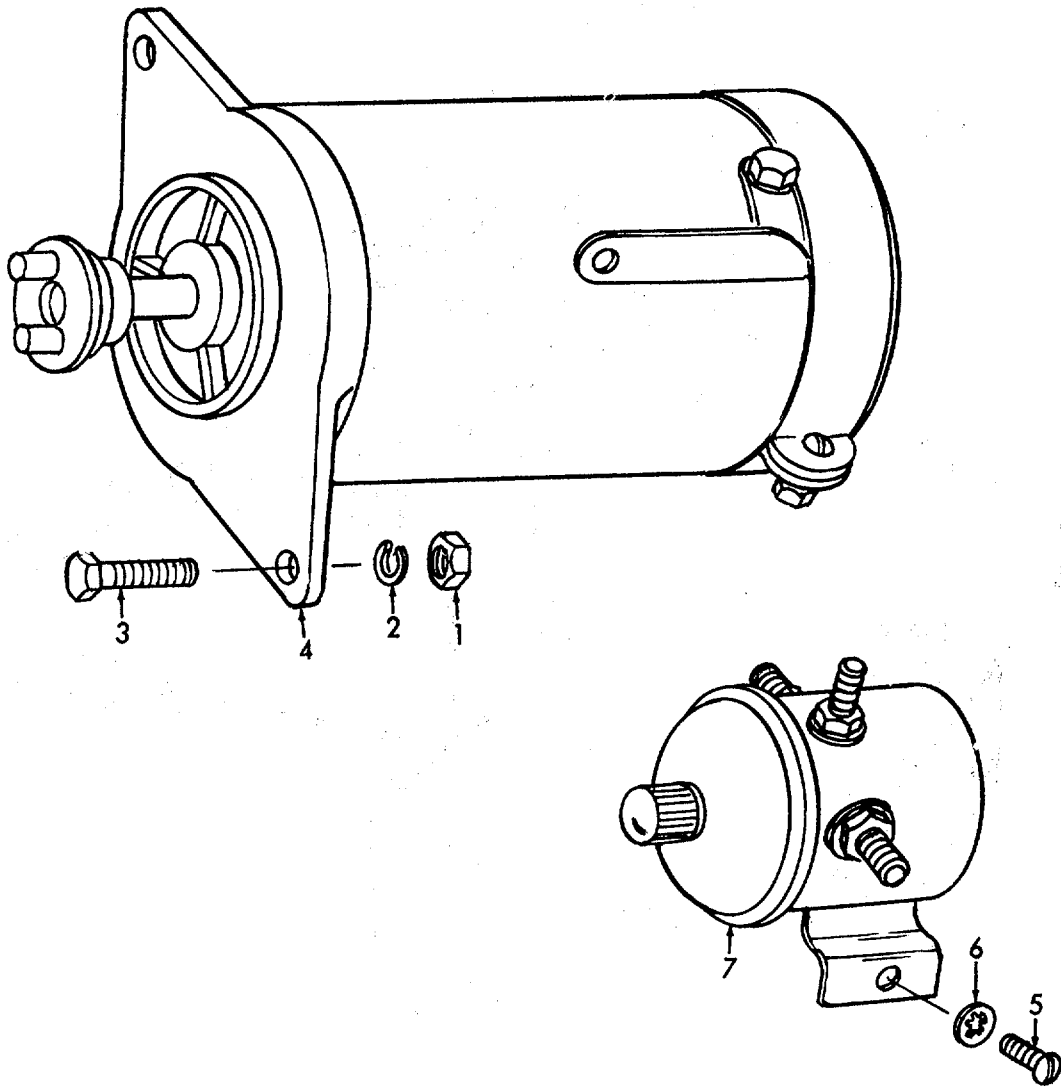


Figure 39. Primer Pump Motor.

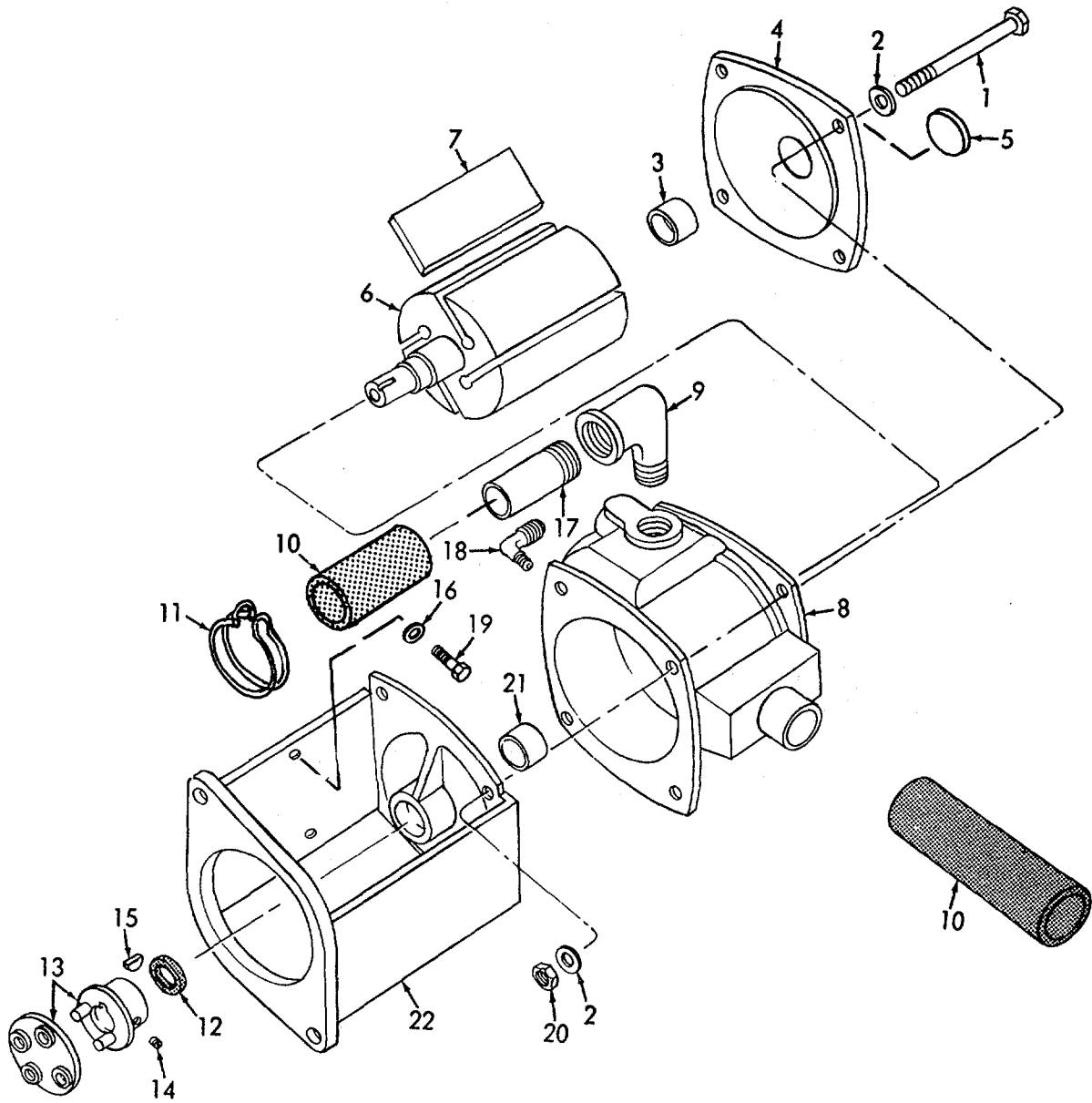
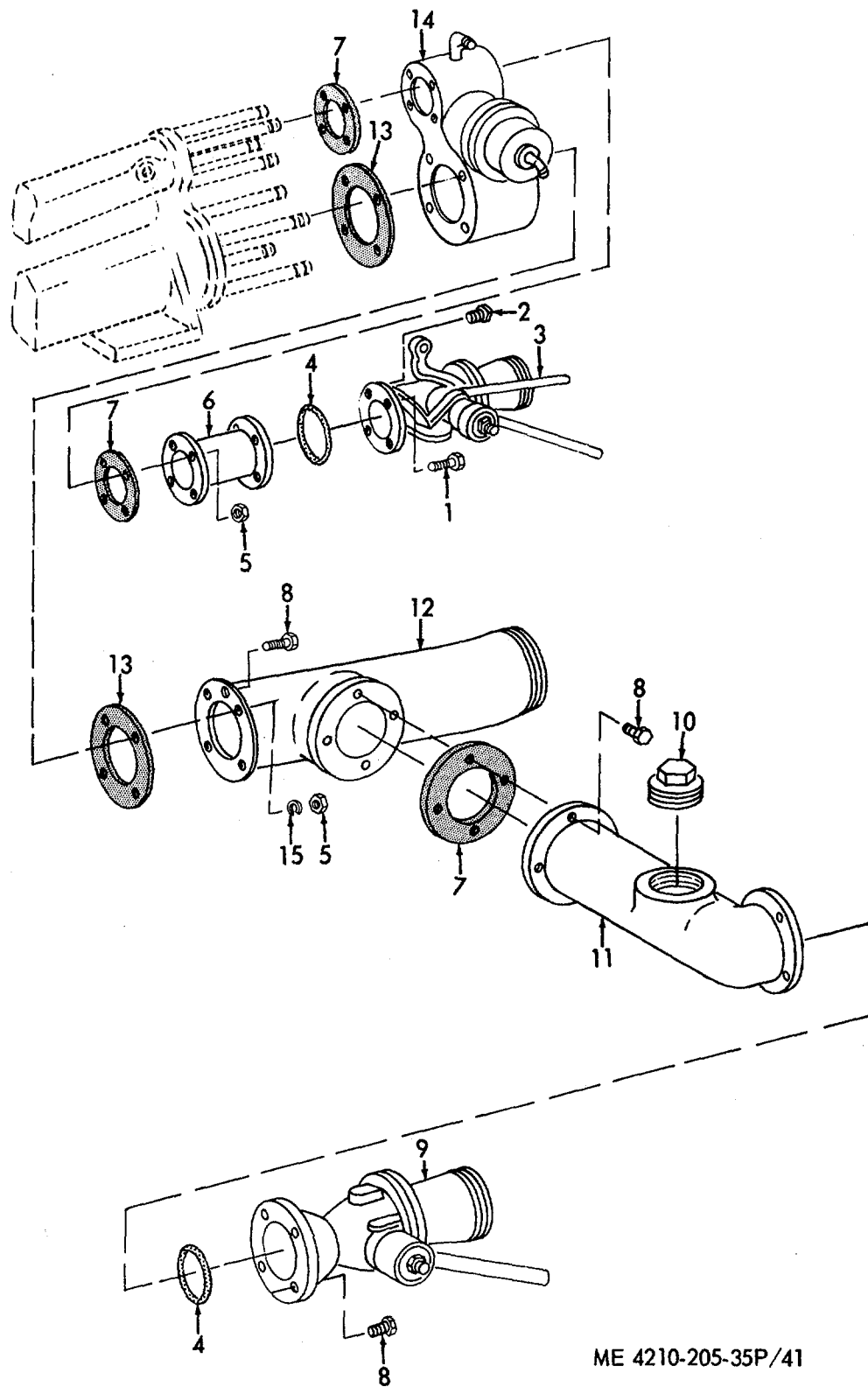
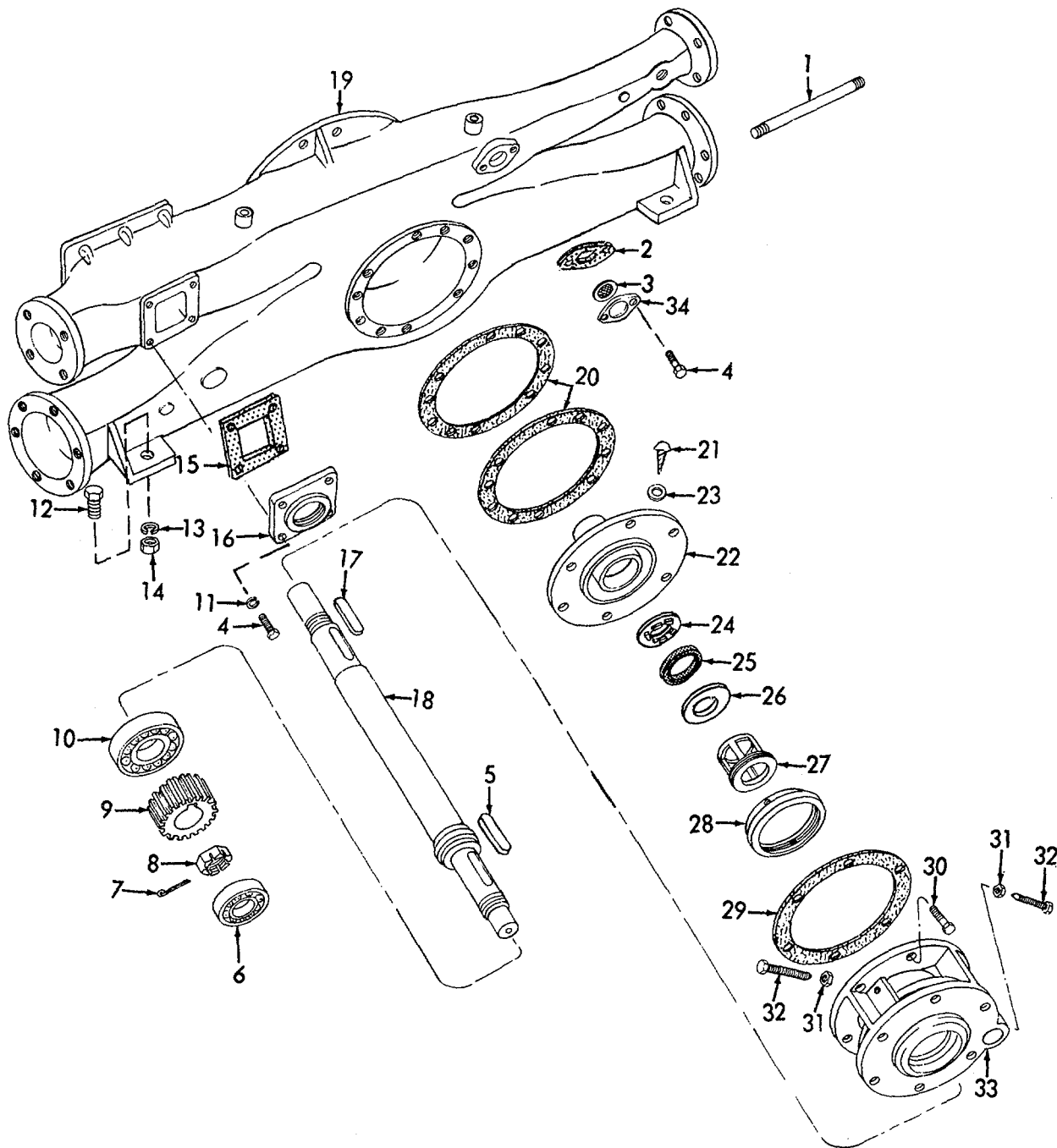


Figure 40. Primer Pump.



ME 4210-205-35P/41

Figure 41. Relief Valve, Pump Suction and Discharge Tubes.



ME 4210-205-35P/42

Figure 42. Water Pump.

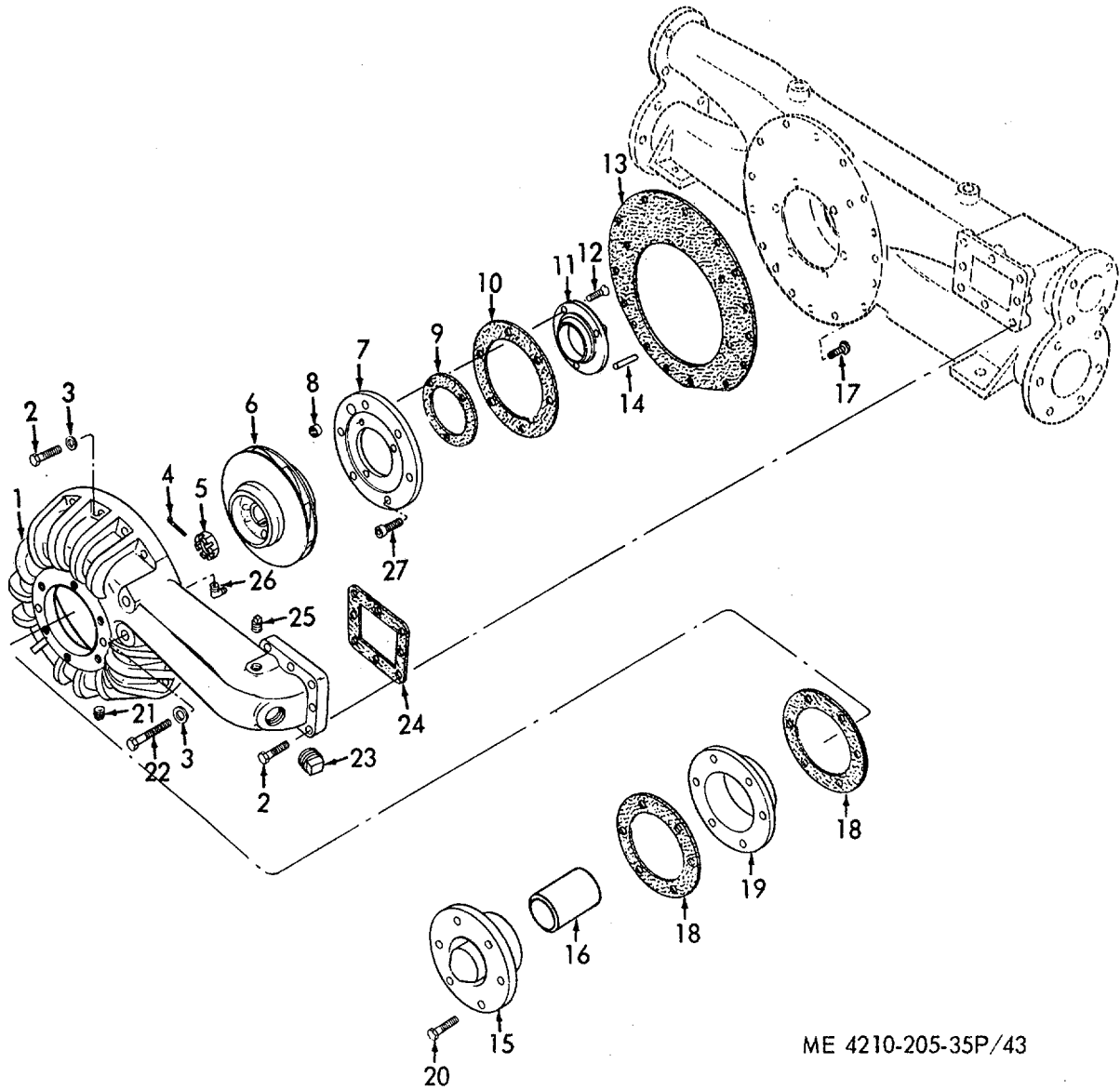
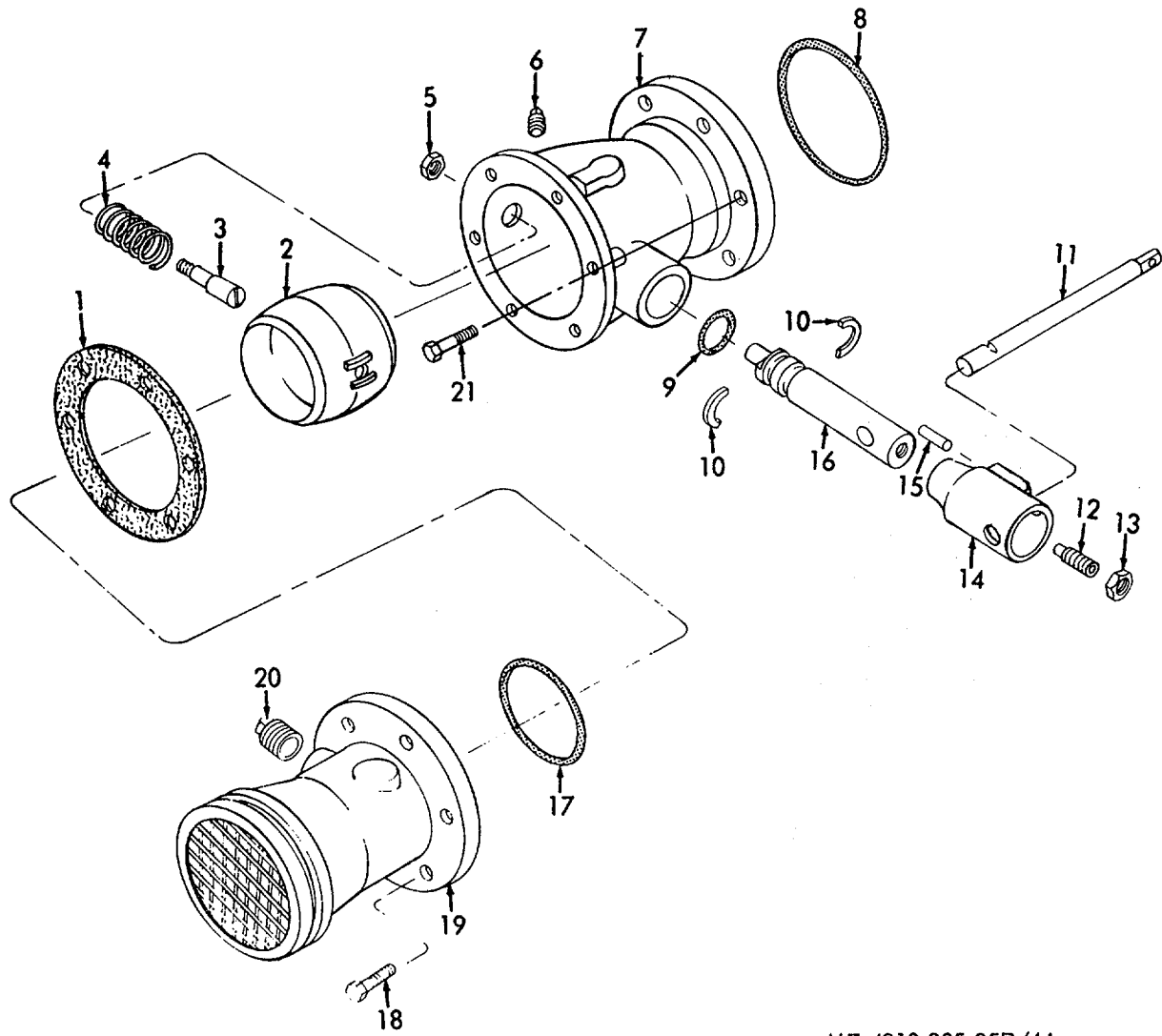
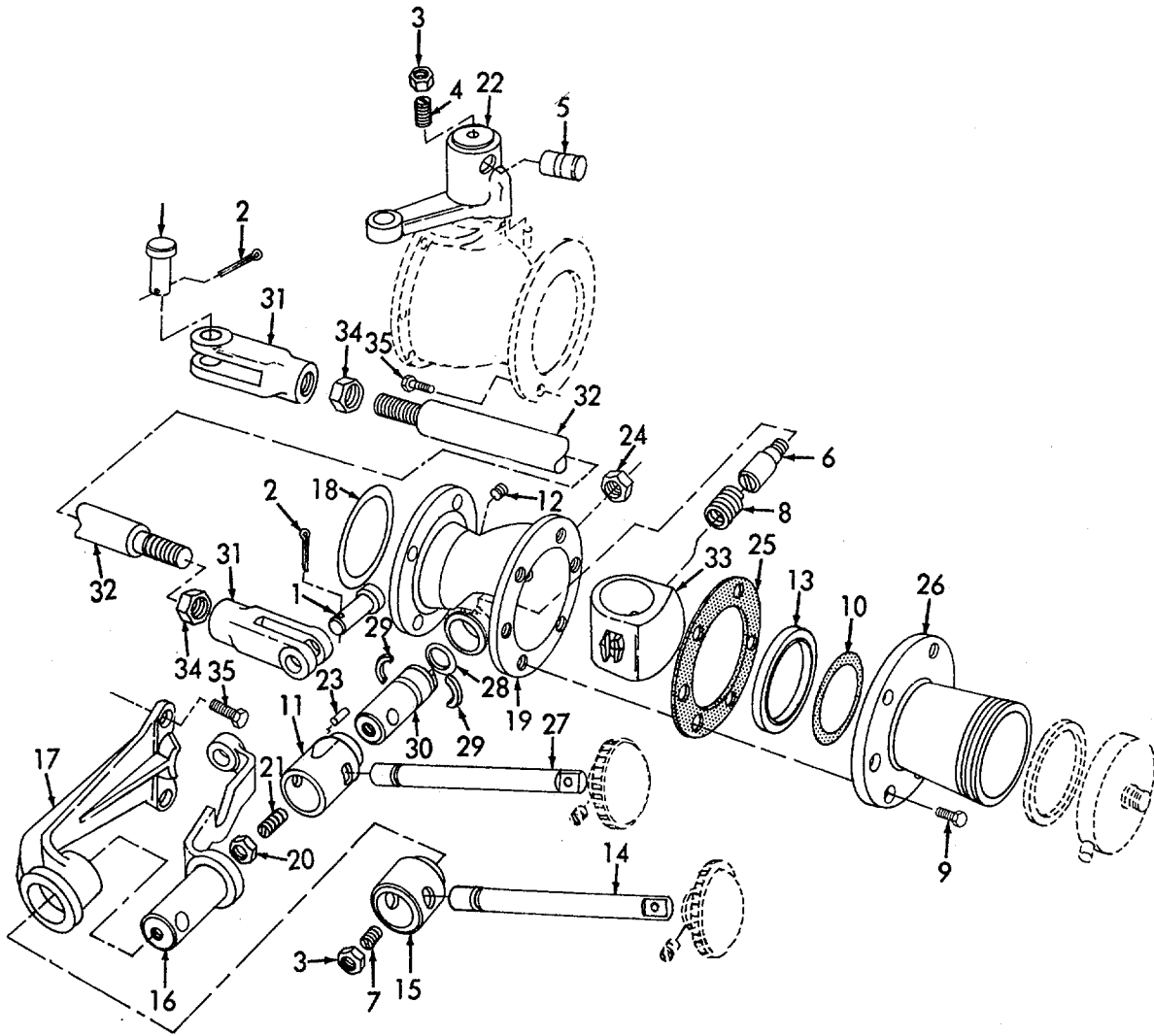


Figure 43. Pump Body and Volute.



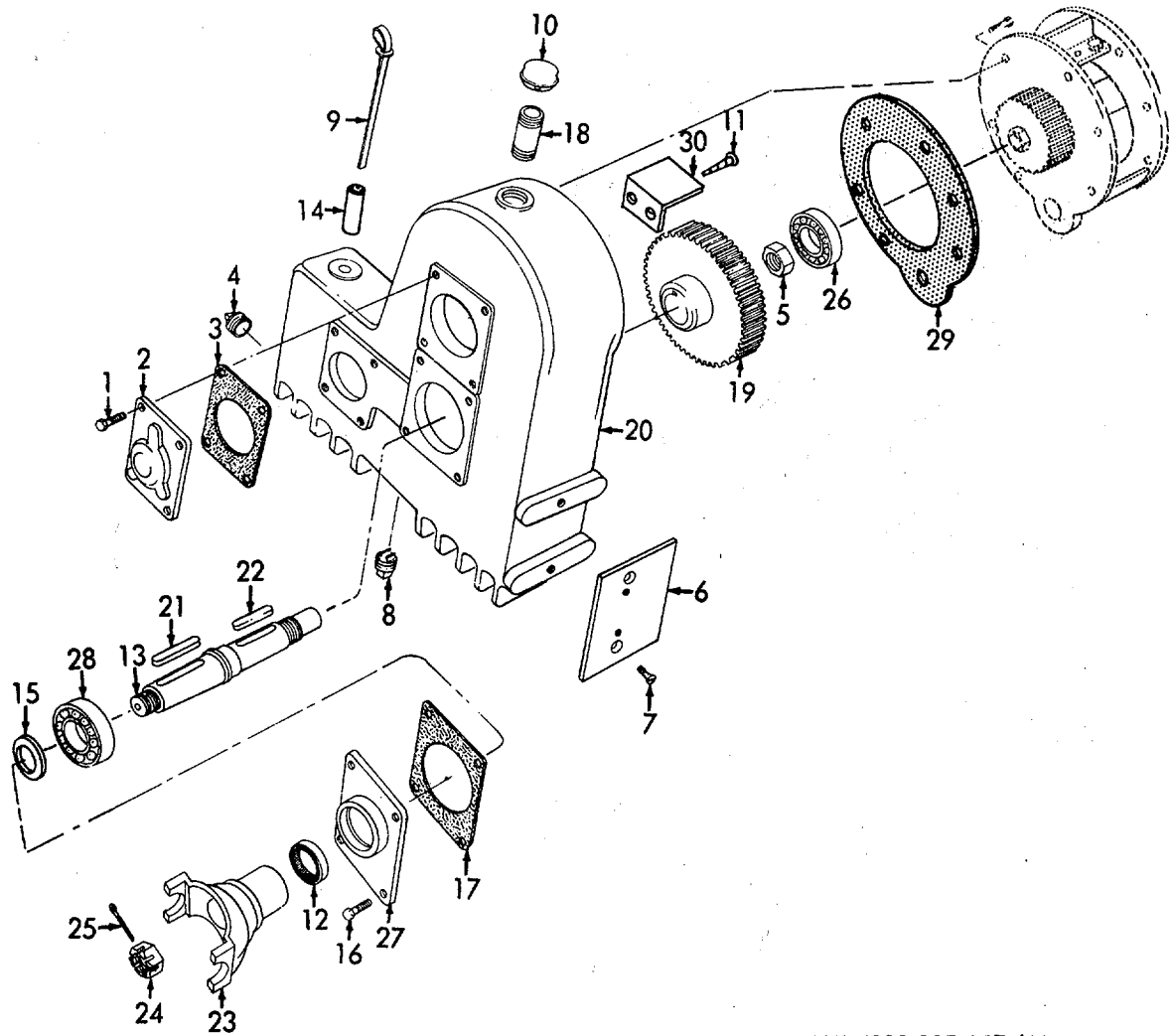
ME 4210-205-35P/44

Figure 44. Suction Valve.



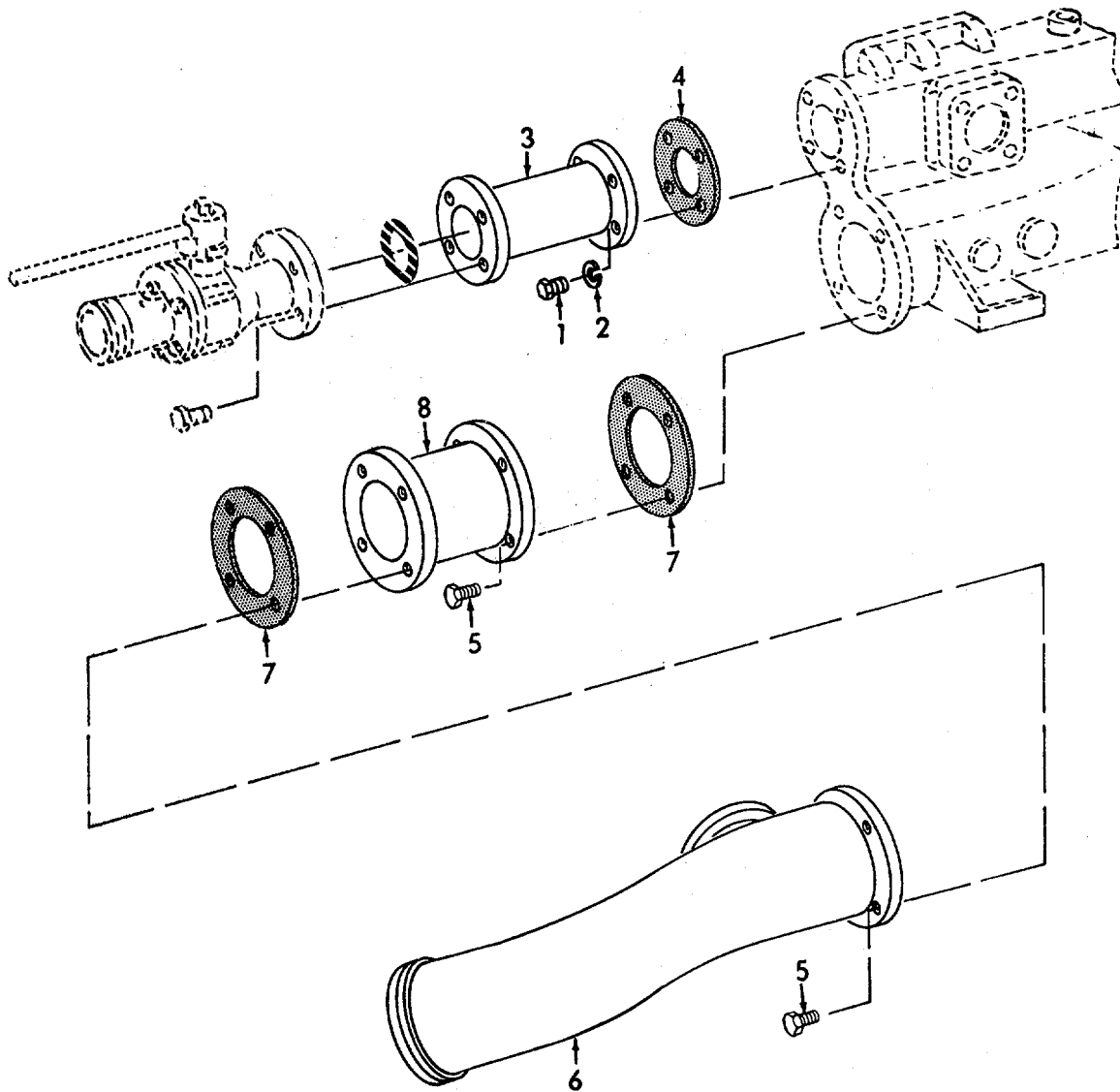
ME 4210-205-35P/45

Figure 45. Discharge Valve.



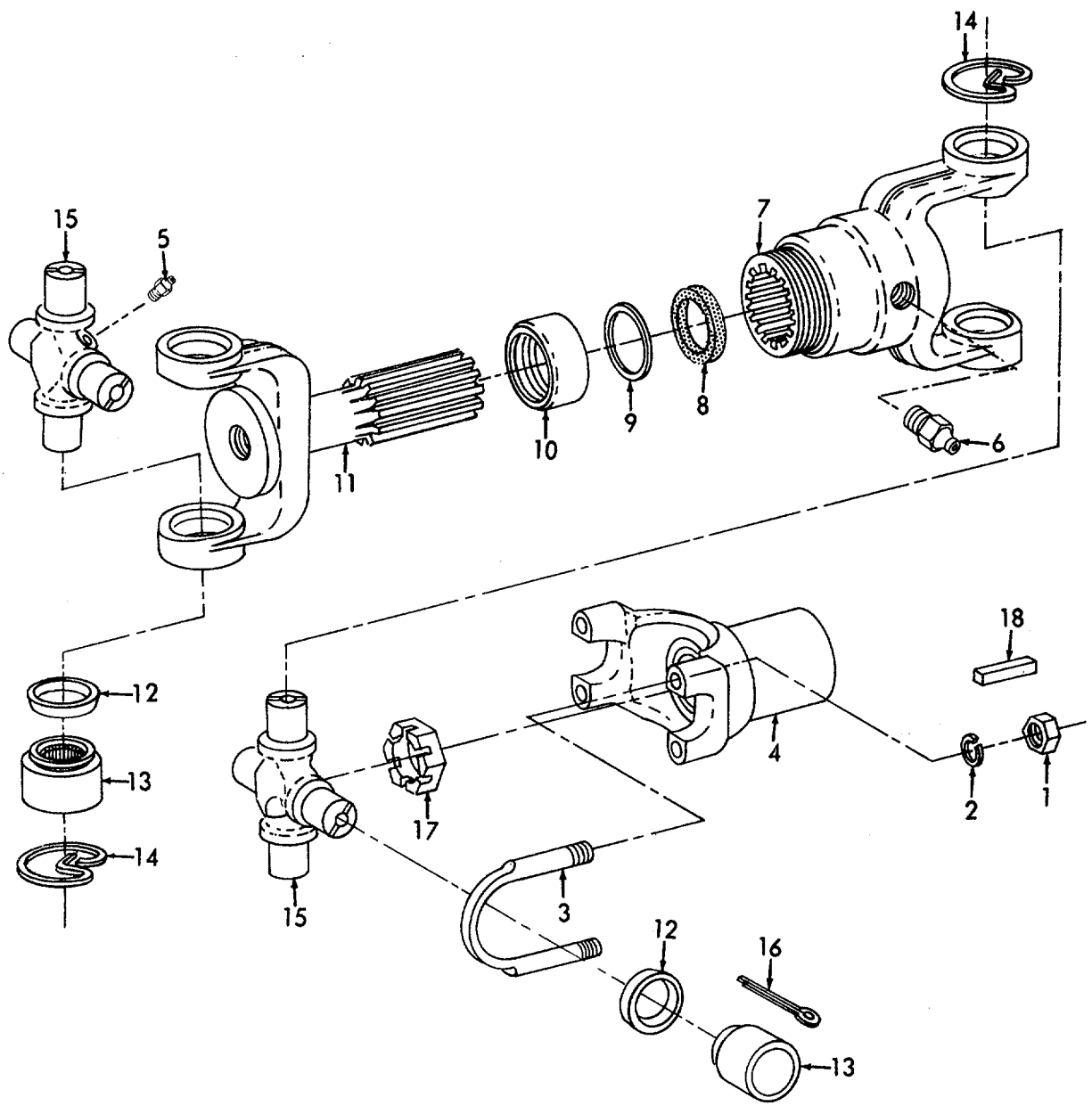
ME 4210-205-35P/46

Figure 46. Pump Gear Box.



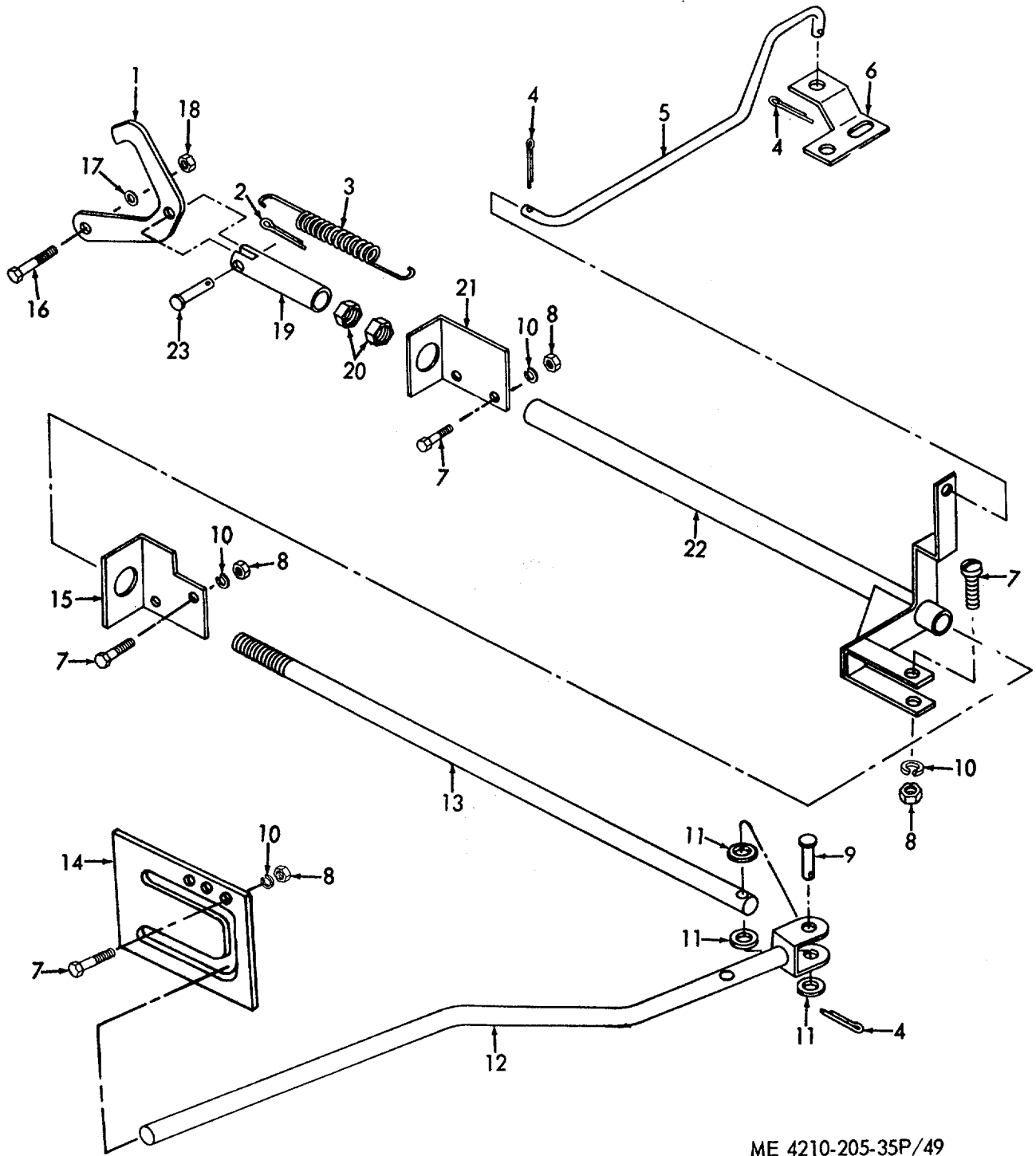
ME 4210-205-35P/47

Figure 47. Suction and Discharge Tubes.



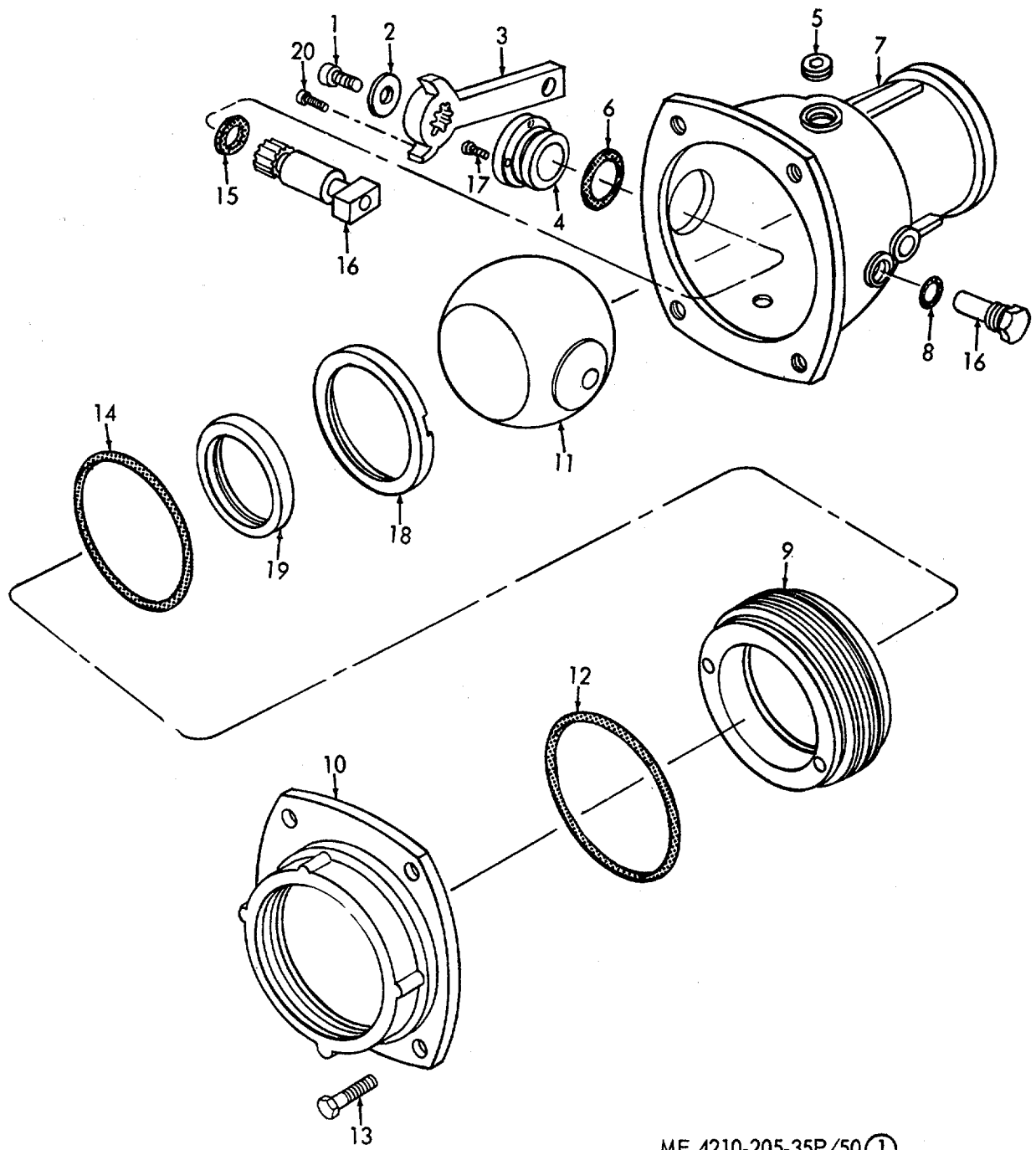
ME 4210-205-35P/48

Figure 48. Pump Drive Shaft.



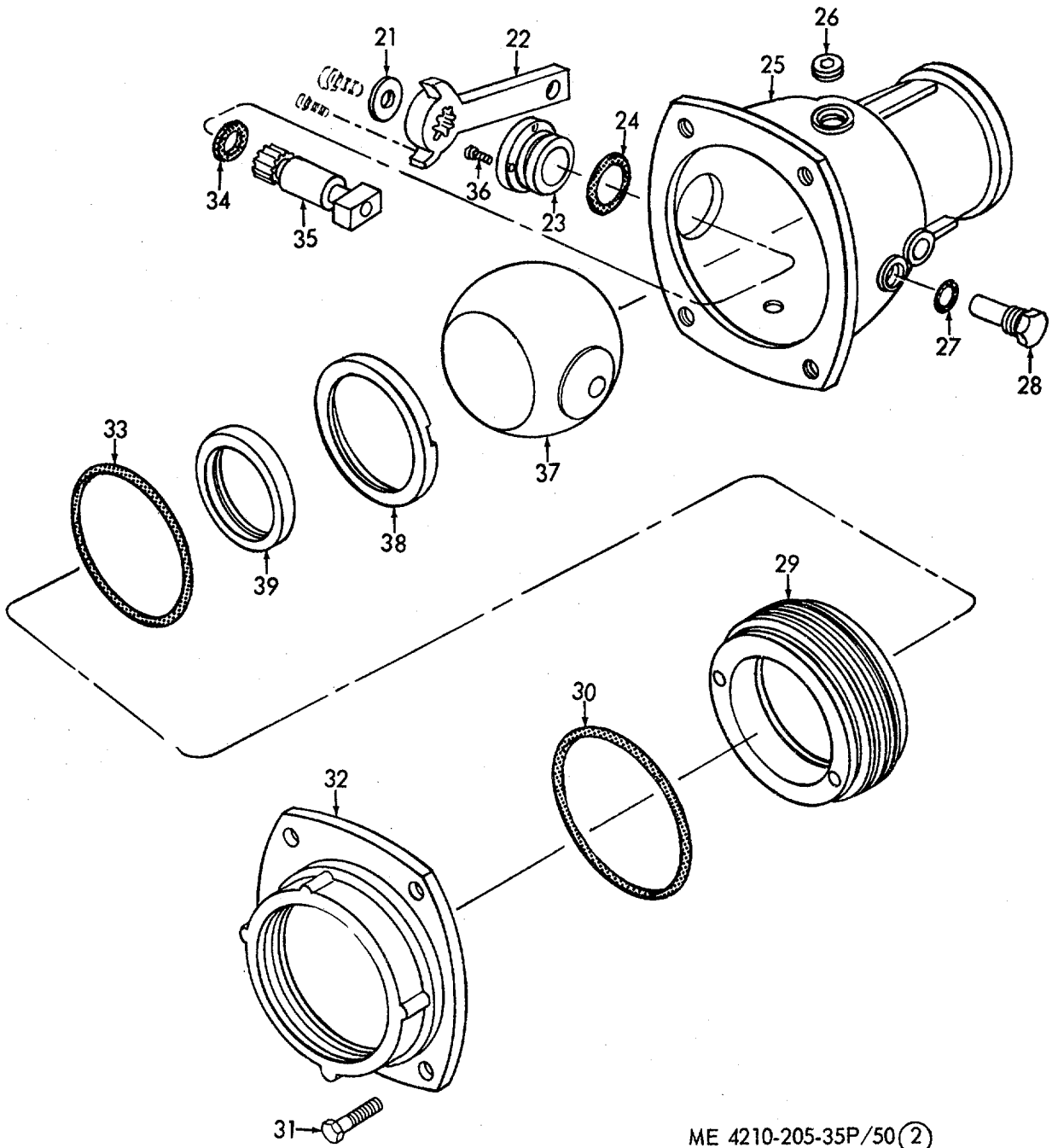
ME 4210-205-35P/49

Figure 49. Clutch Linkage.



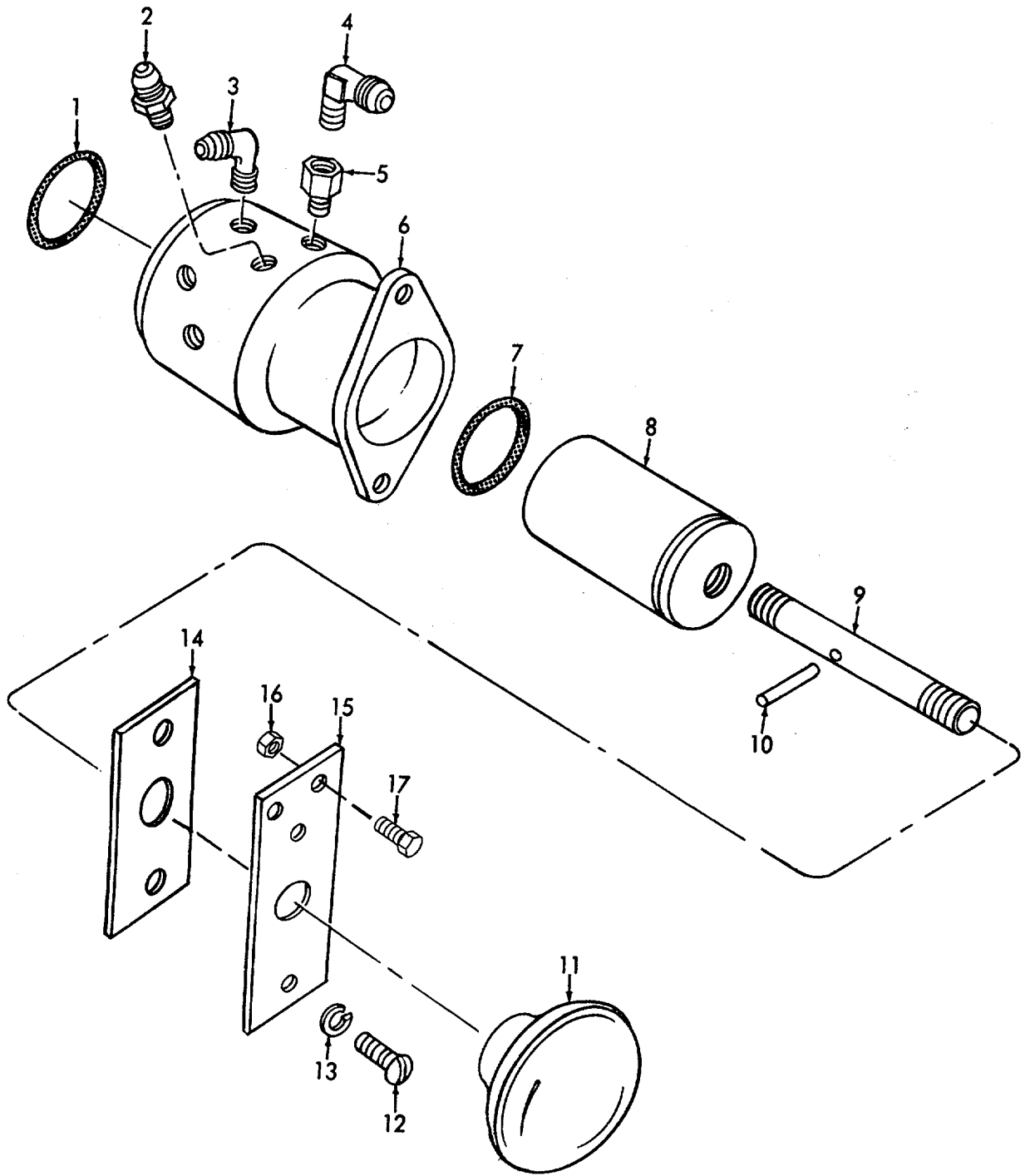
ME 4210-205-35P/50 (1)

Figure 50(1). Valve Ball.



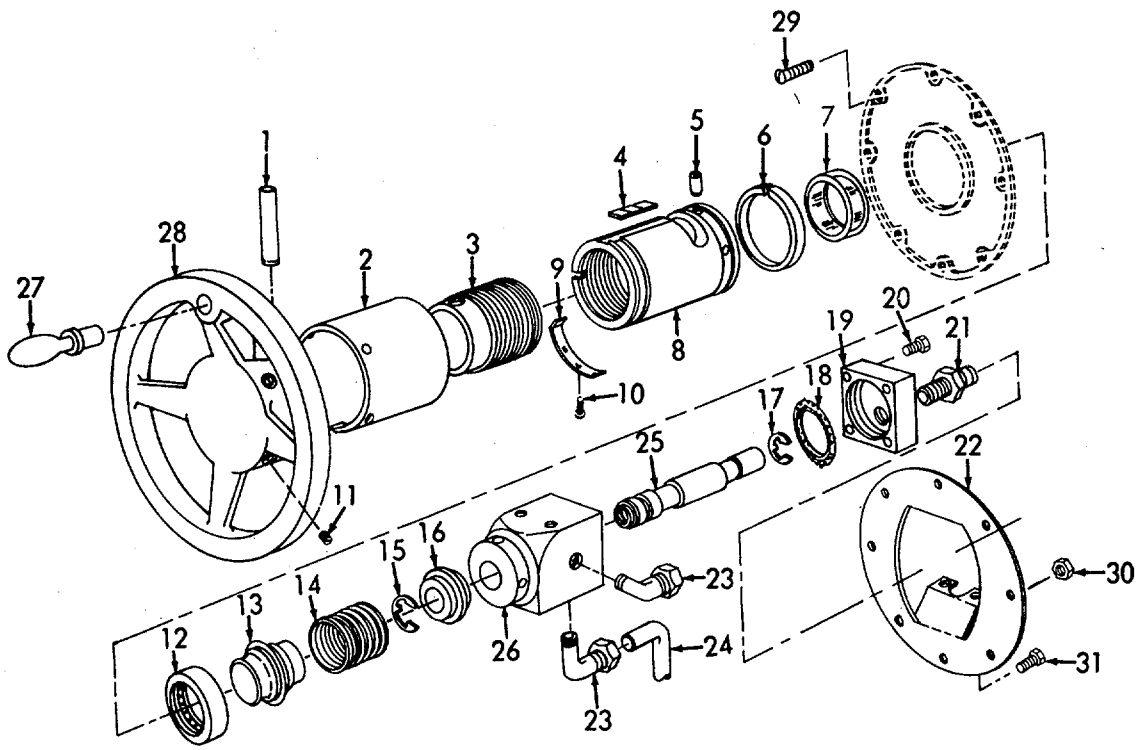
ME 4210-205-35P/50 (2)

Figure 50(2). Valve Ball.



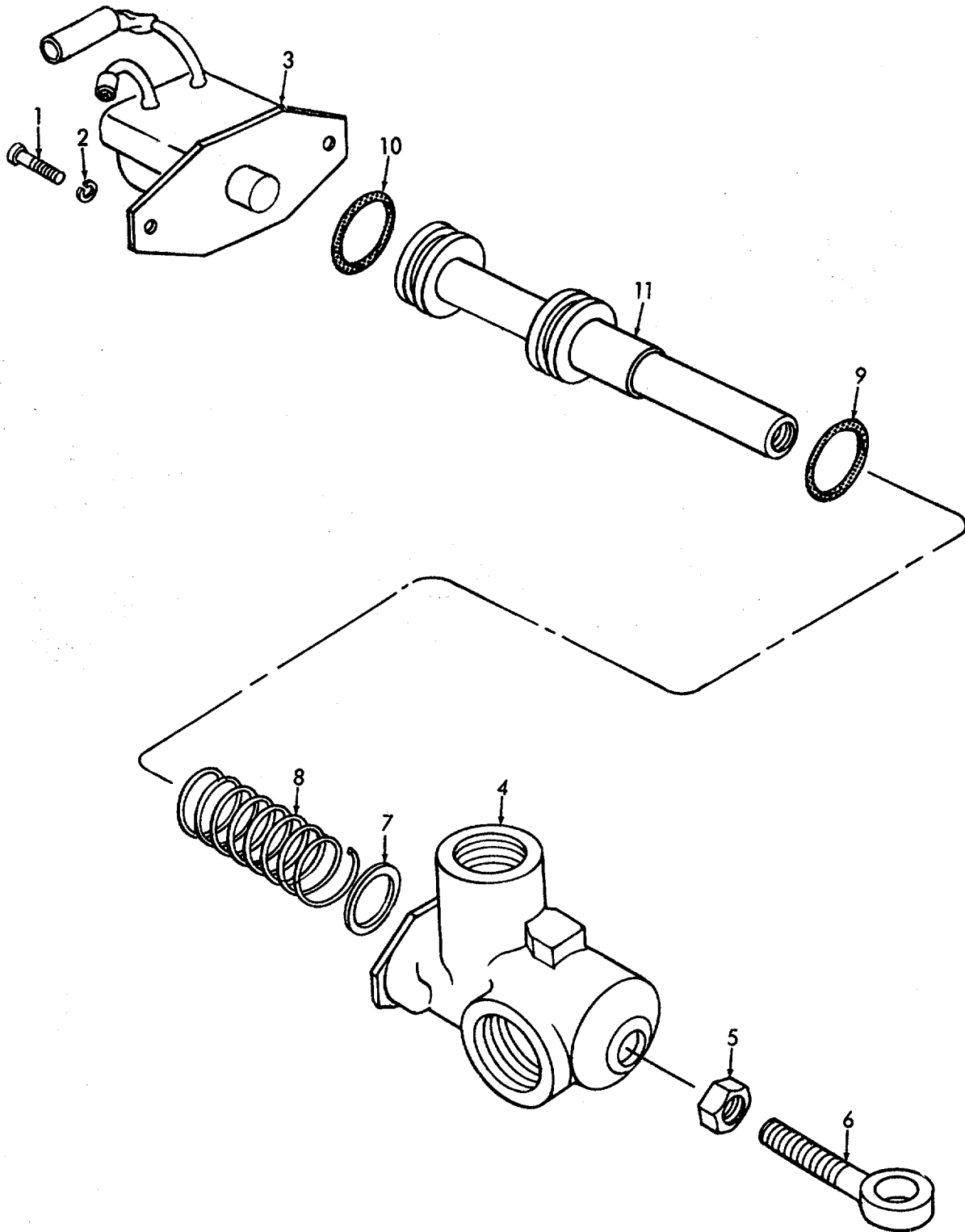
ME 4210-205-35P/51

Figure 51. Drain Valve.



ME 4210-205-35P/52

Figure 52. Control Valve.



ME 4210-205-35P/53

Figure 53. Primer Valve.

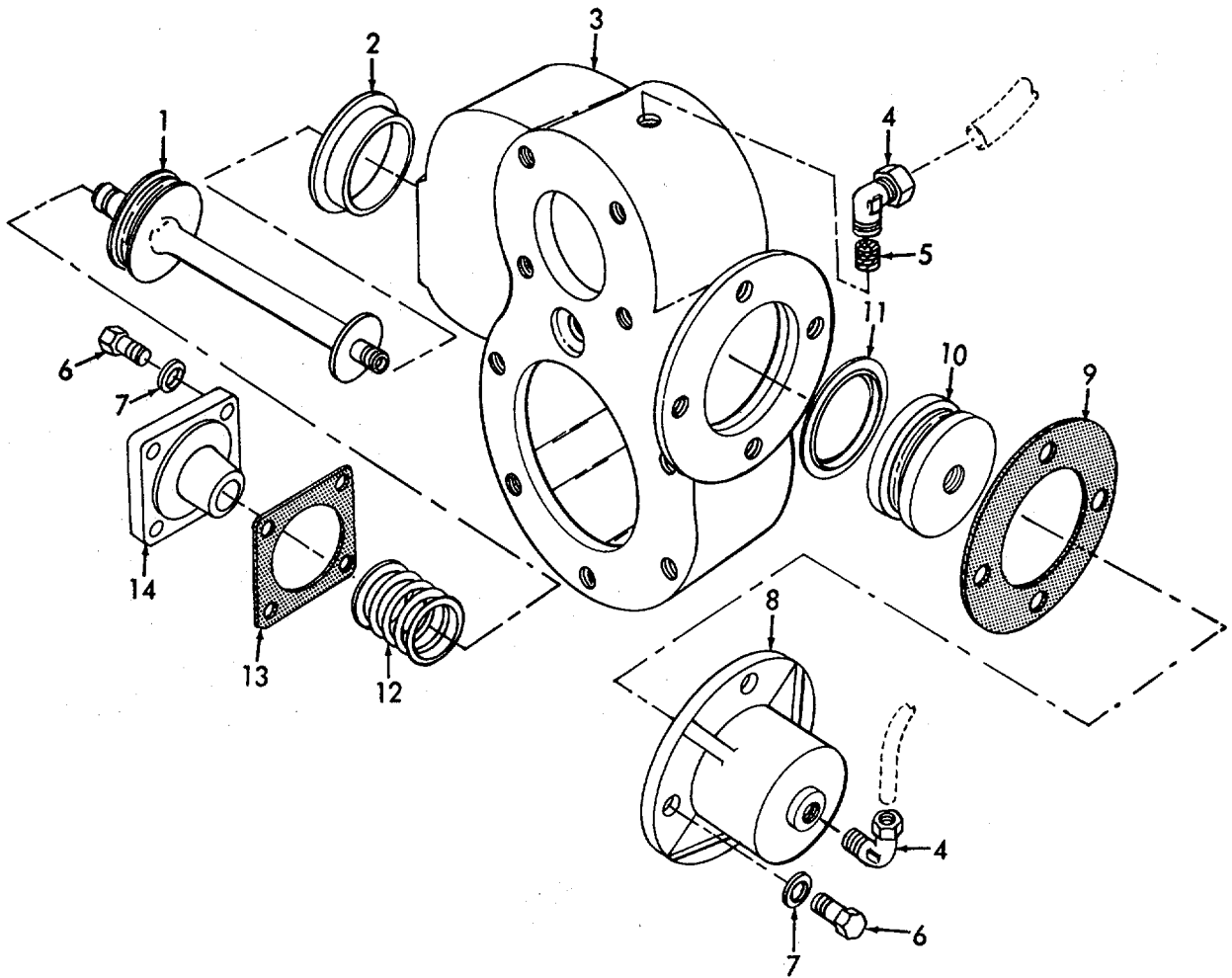
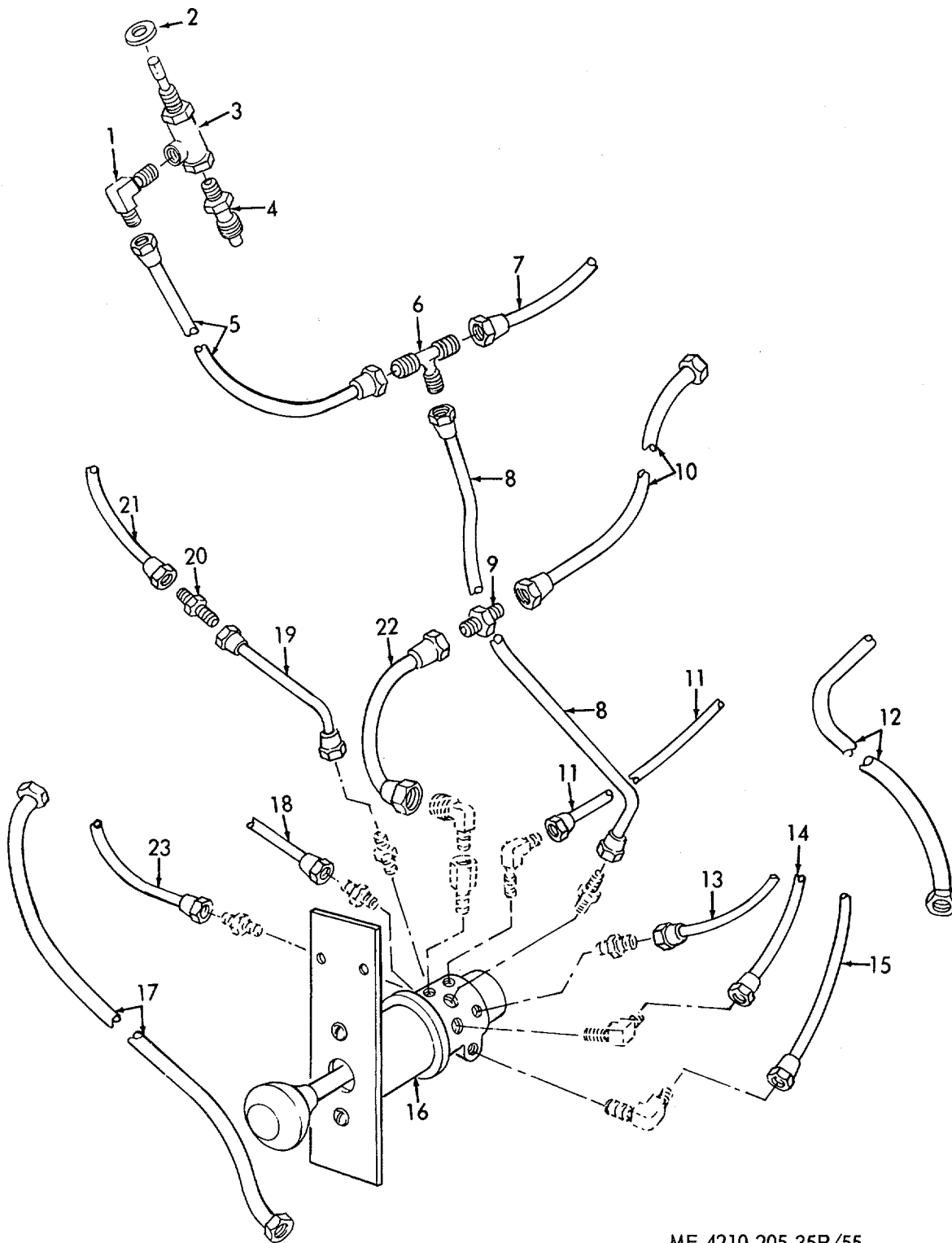
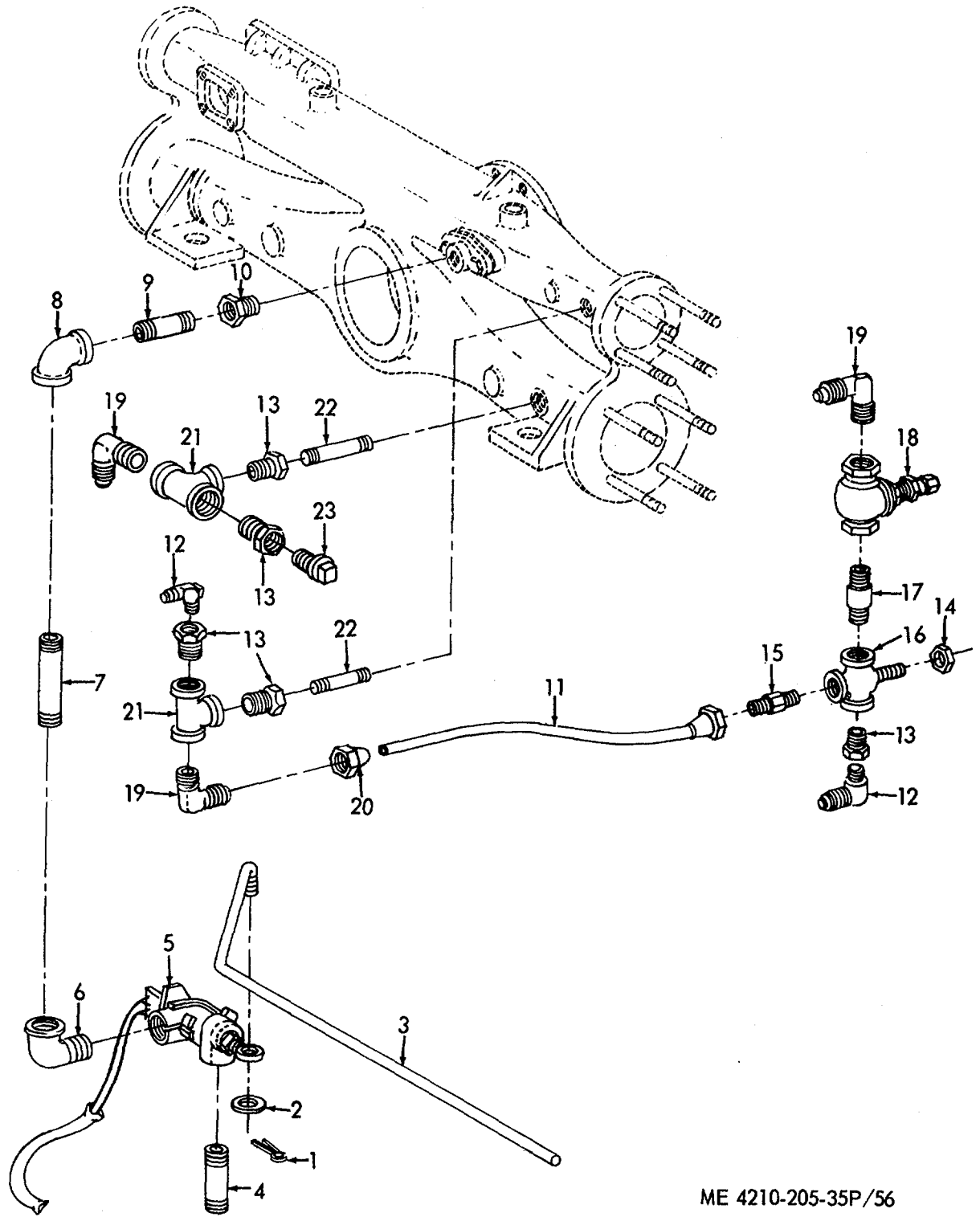


Figure 54. Relief Valve.



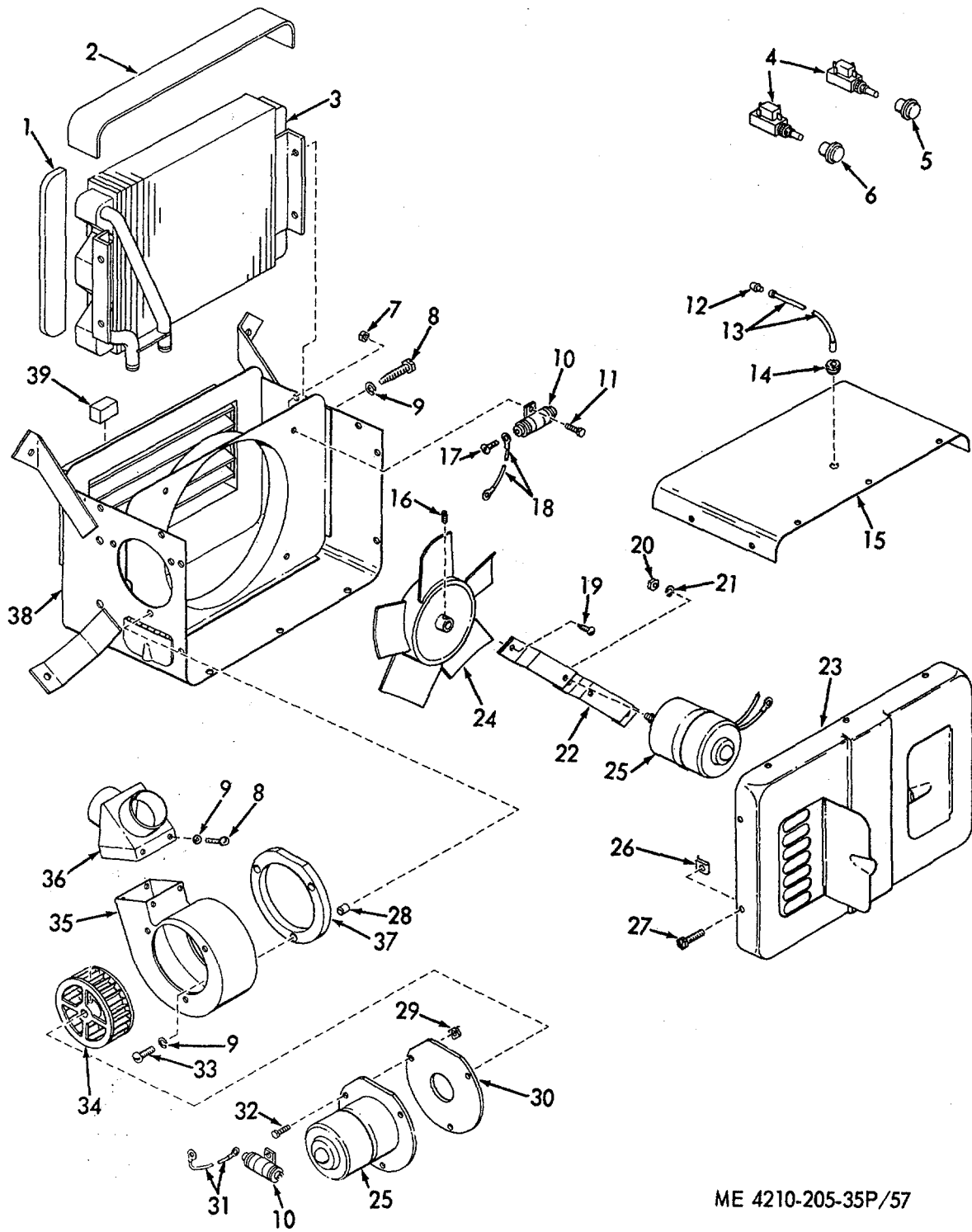
ME 4210-205-35P/55

Figure 55. Drain Valve, Lines and Fittings



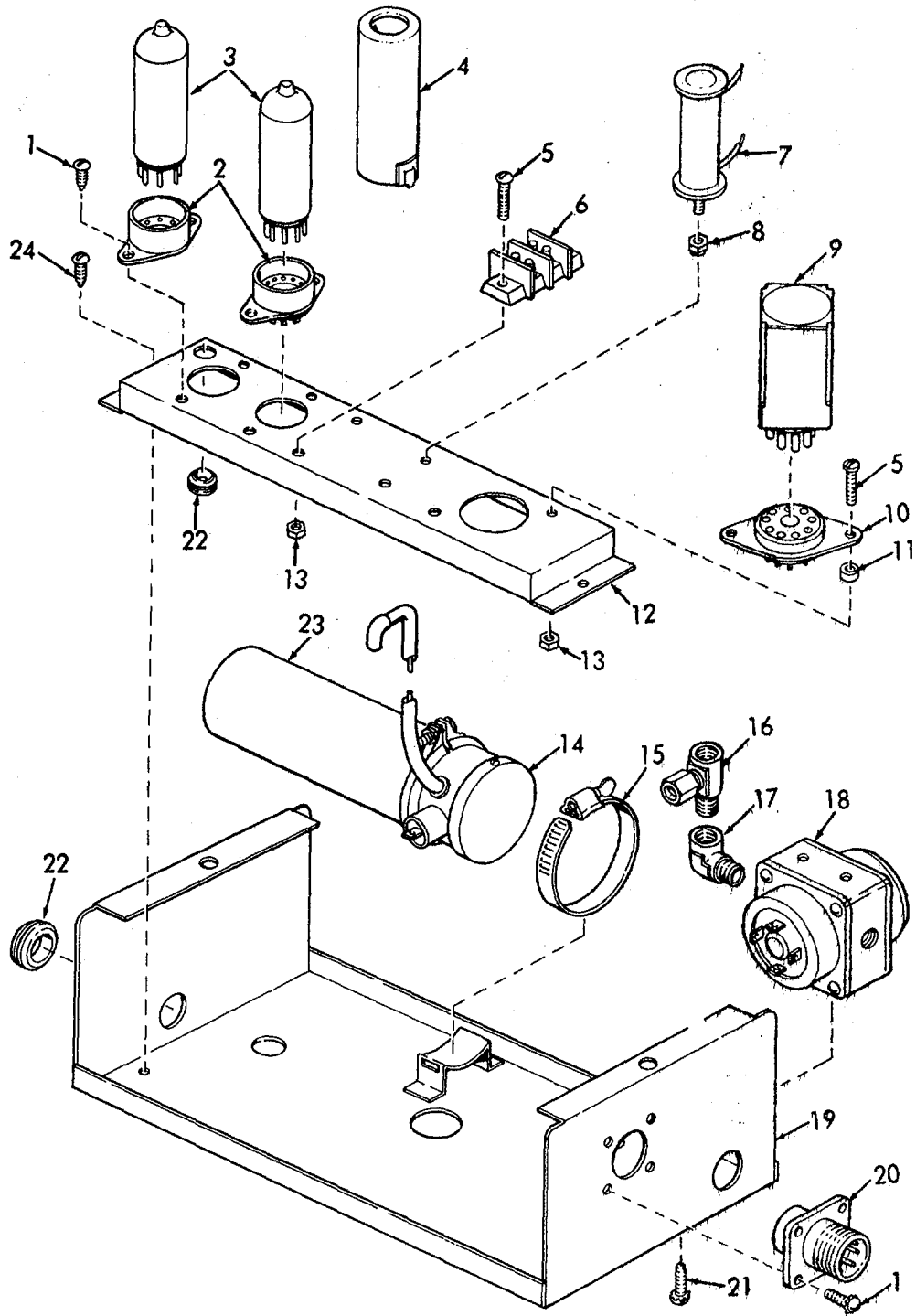
ME 4210-205-35P/56

Figure 56. Priming Pump Drain Lines and Fittings.



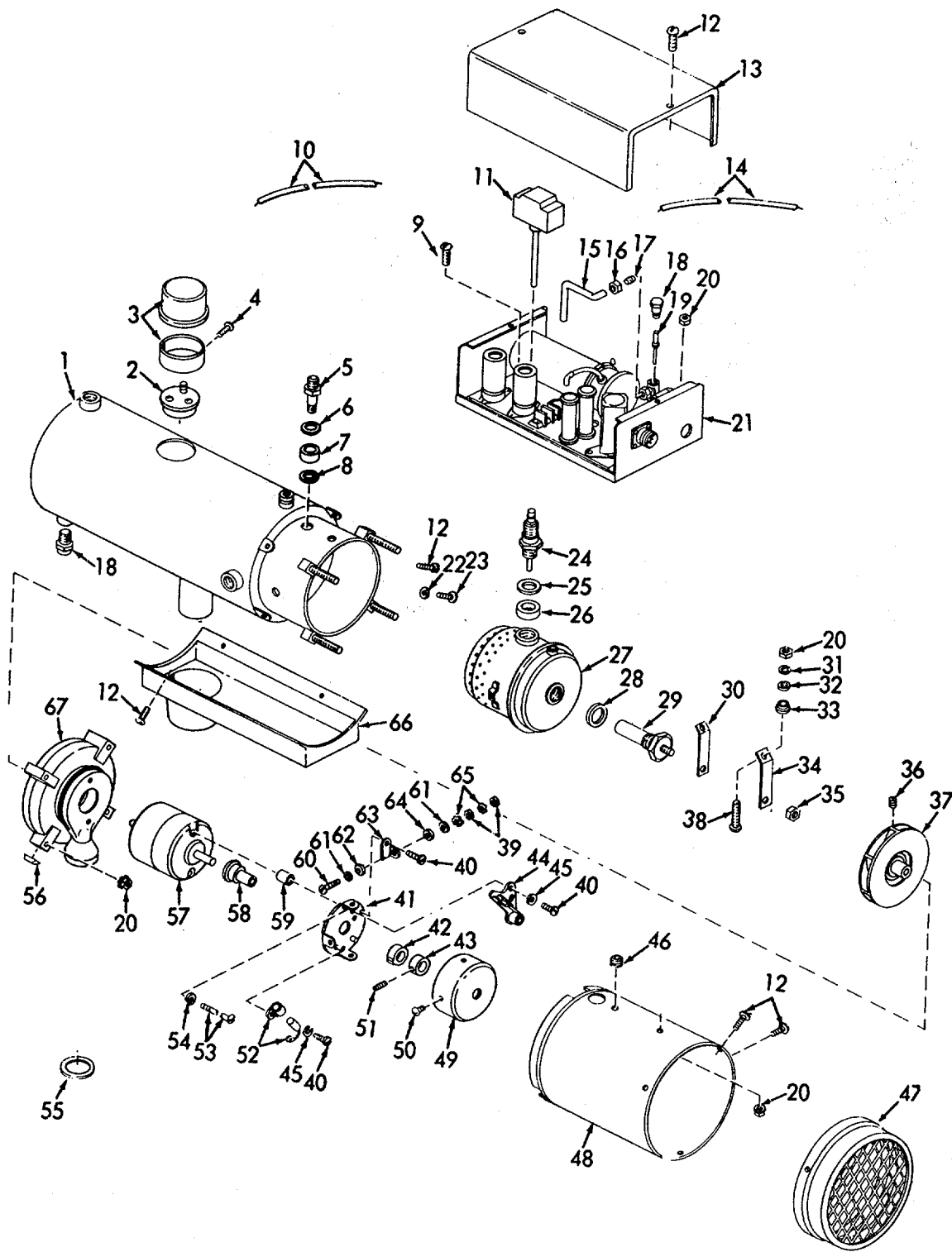
ME 4210-205-35P/57

Figure 57. Vehicular Compartment Heater Explode.



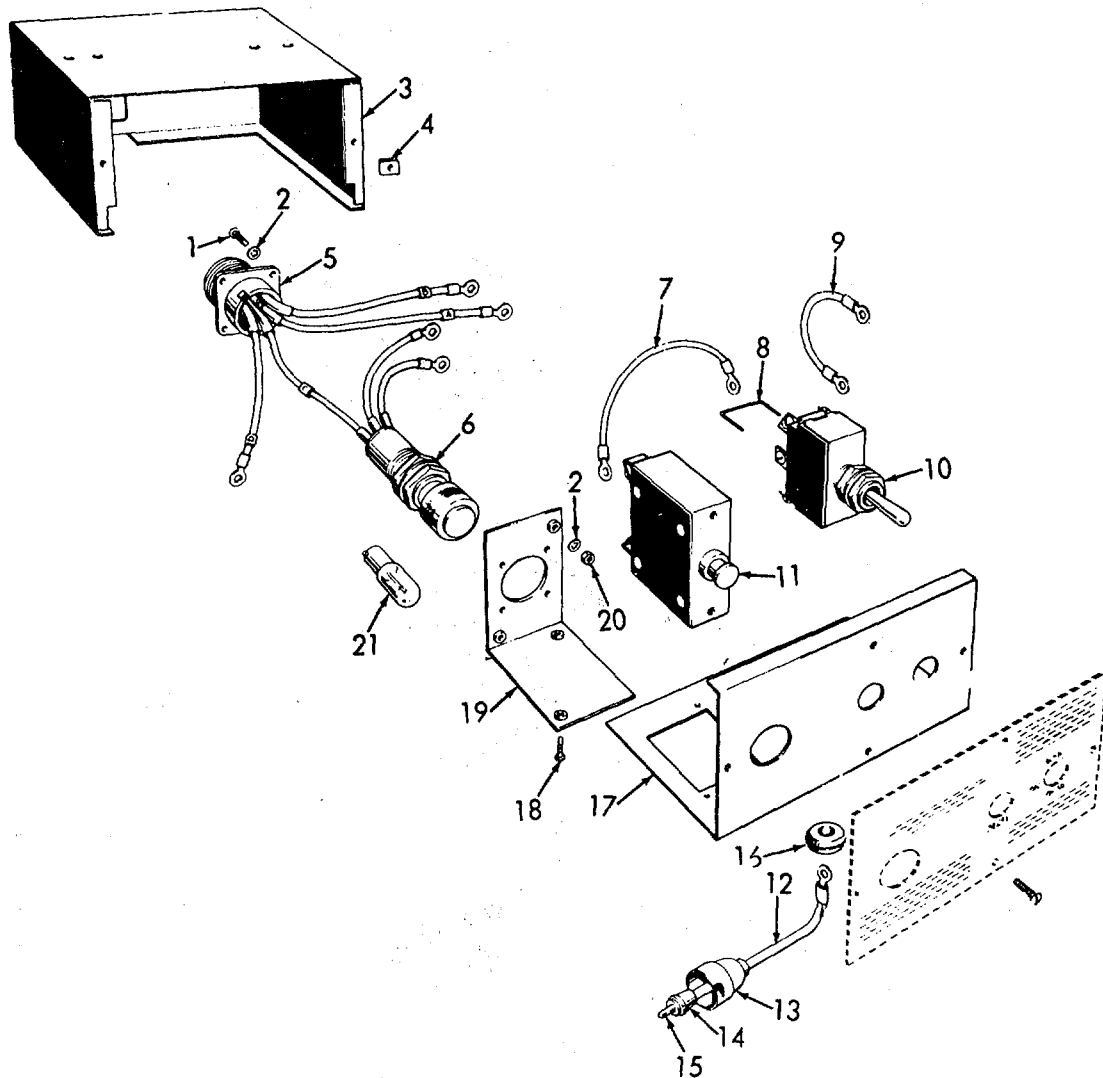
ME 4210-205-35P/58

Figure 58. Coolant Heater Control Head Explode.



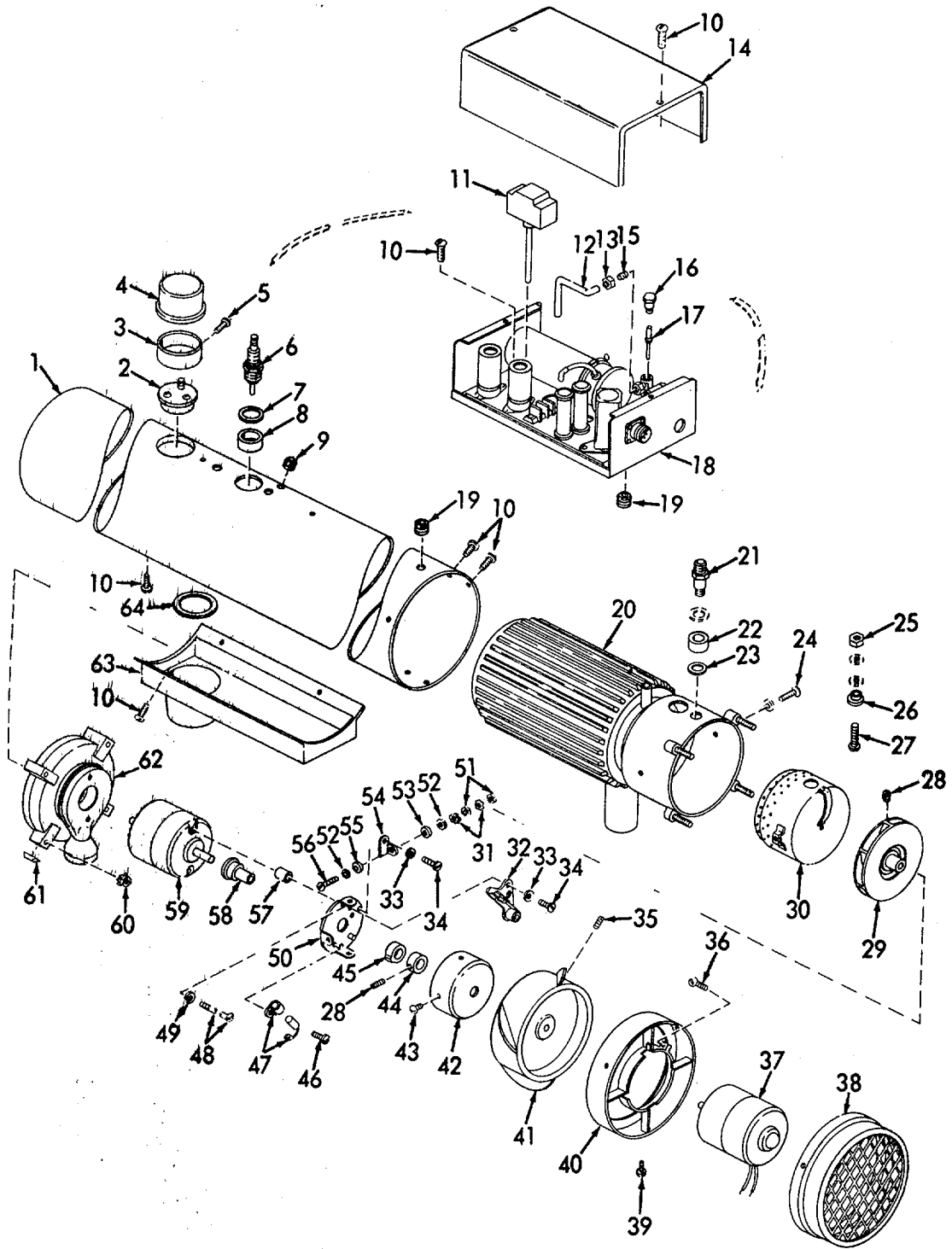
ME 4210-205-35P/59

Figure 59. Coolant Heater Explode.



ME 4210-205-35P/60

Figure 60. Space Heater Distribution Box Explode.



ME 4210-205-35P/61

Figure 61. Space Heater Explode.

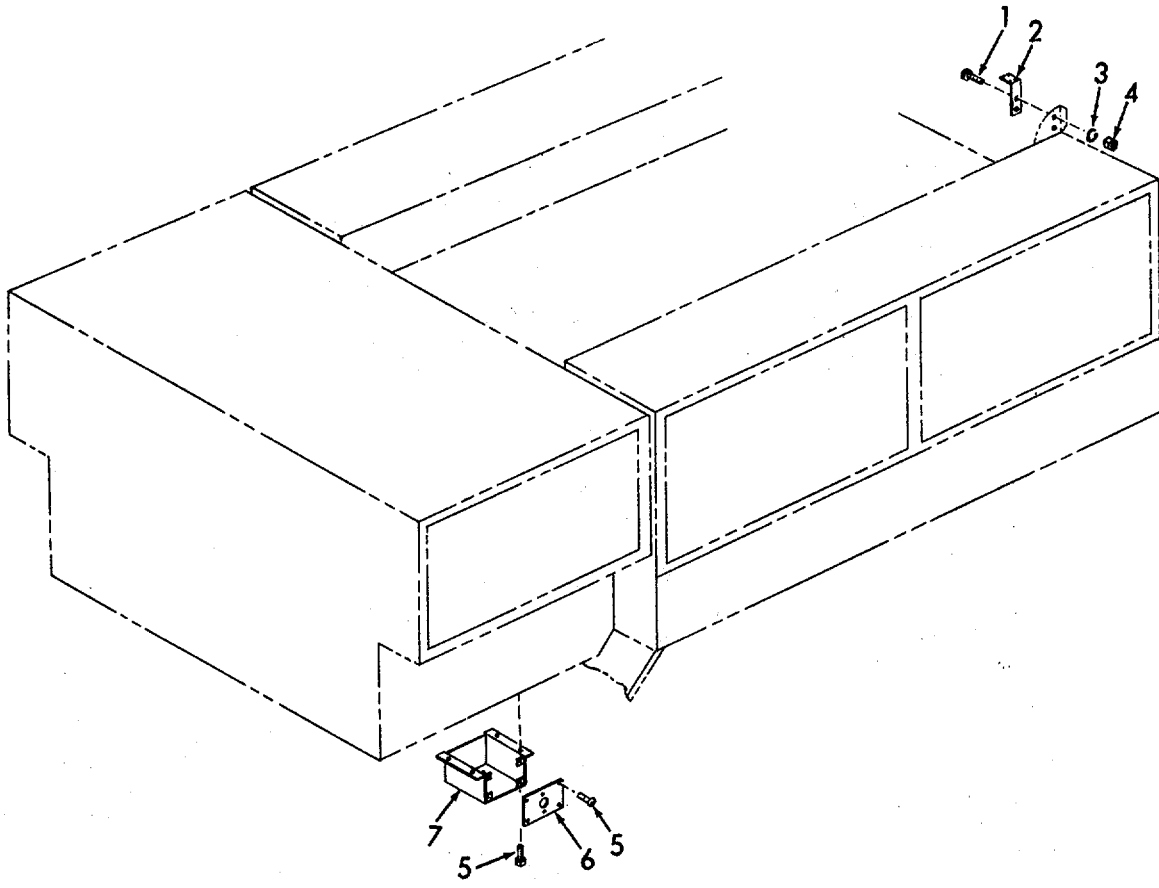


Figure 62. Body Parts.

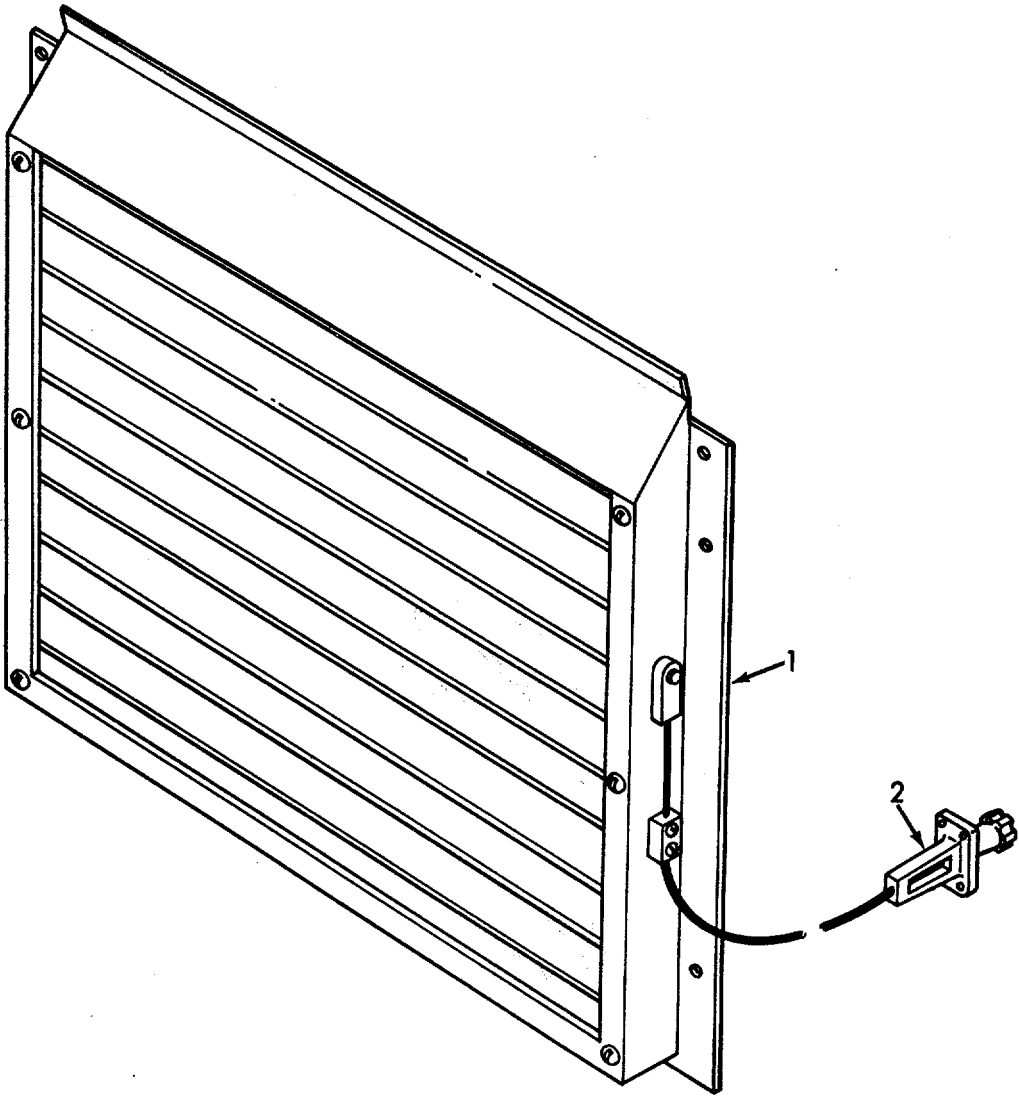
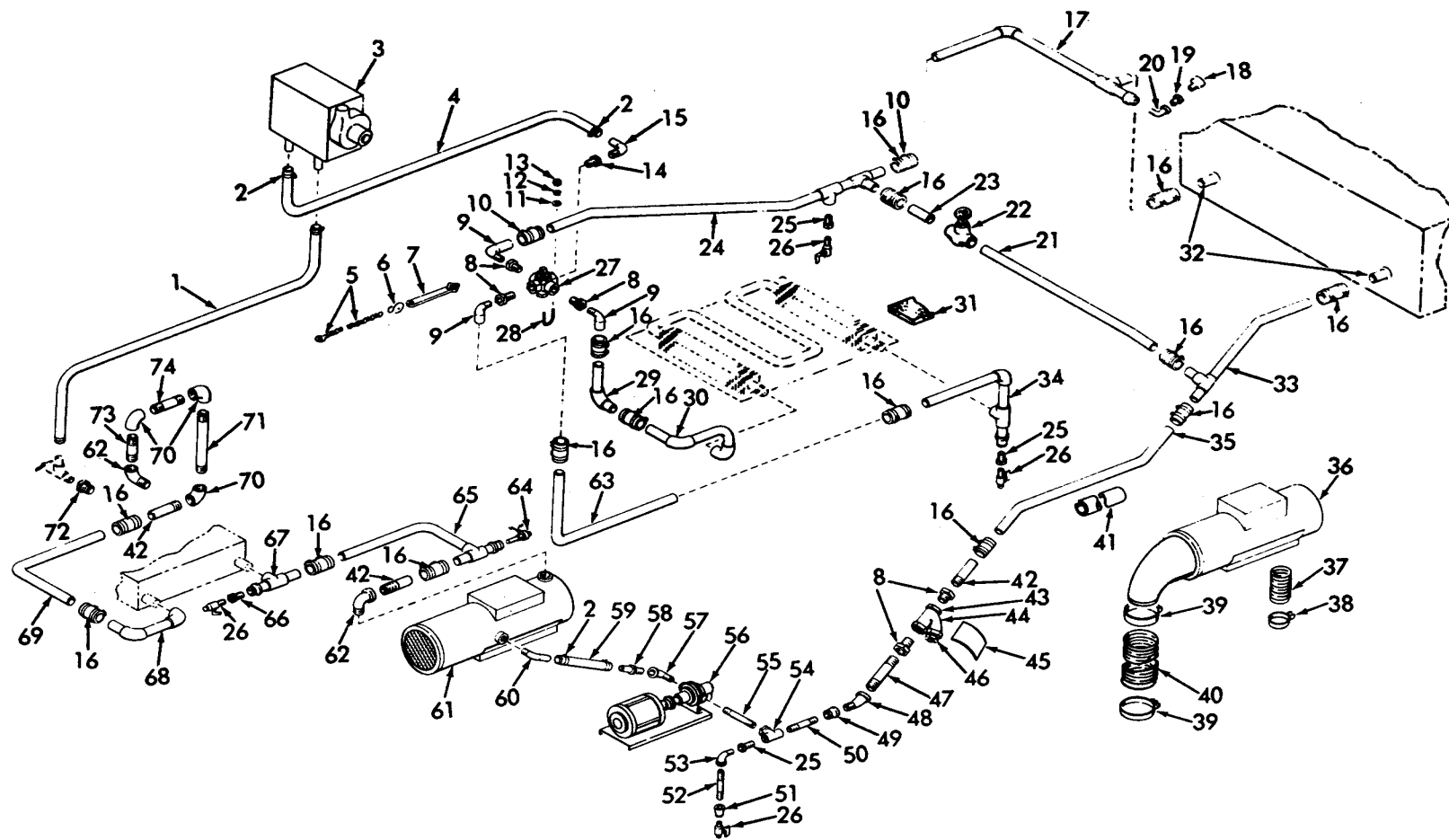


Figure 63. Radiator Shutters.



ME 4210-205-35P/64

Figure 64. Winterization Installation

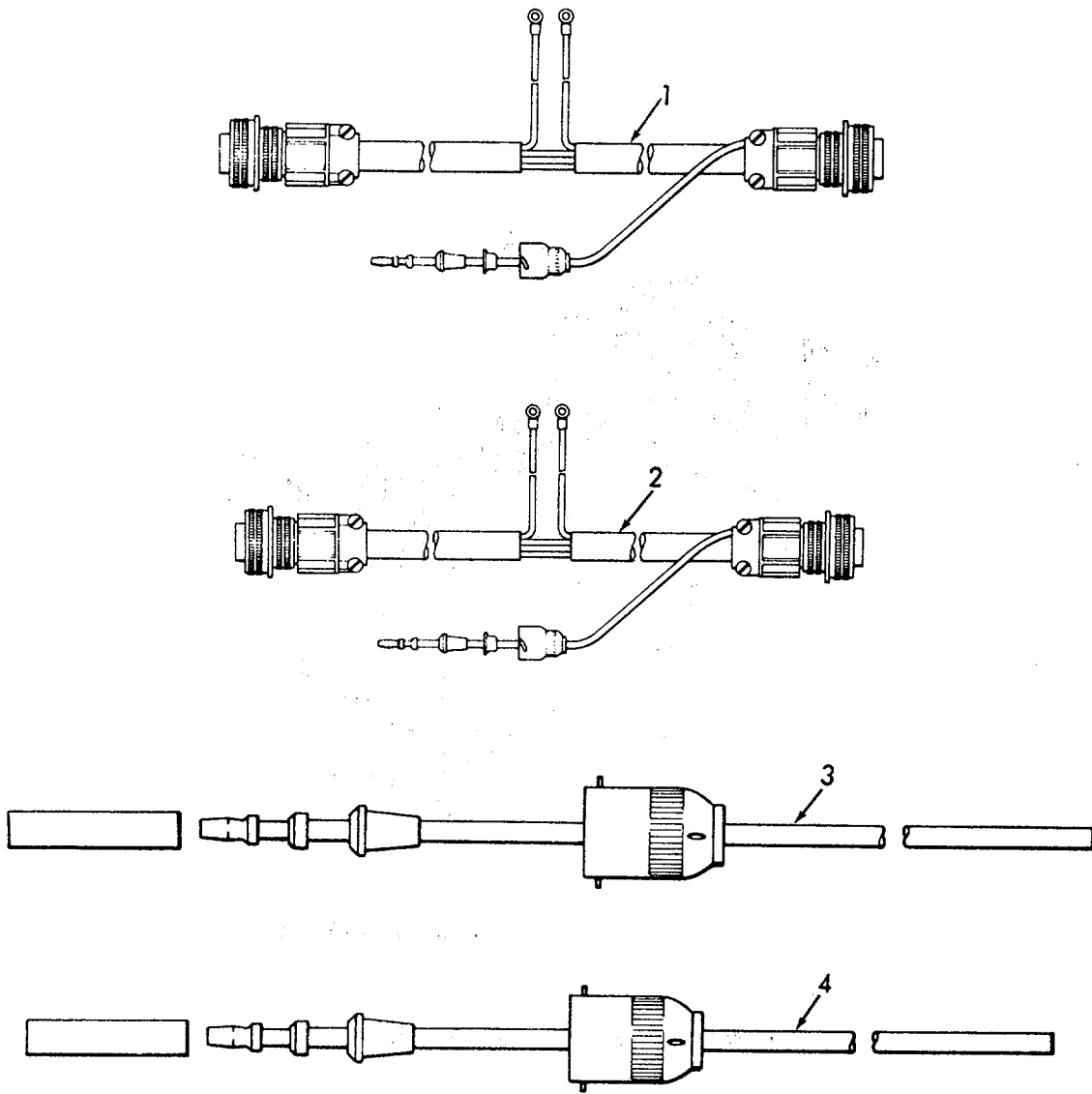


Figure 65. Winterization Wiring.

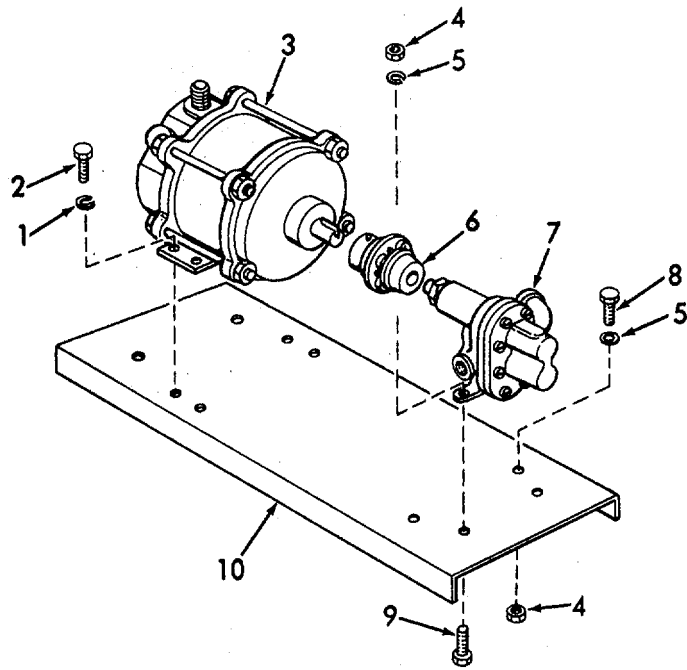


Figure 66. Coolant Pump Installation.

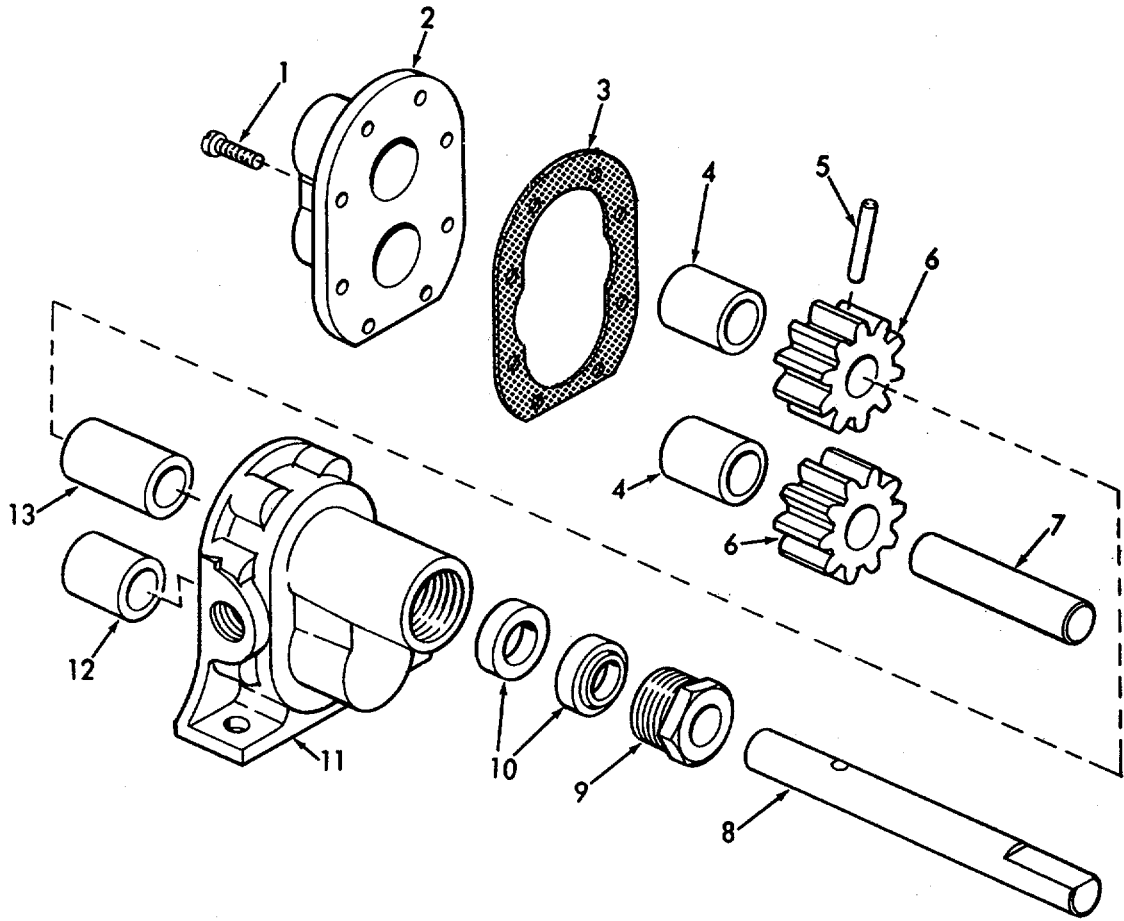
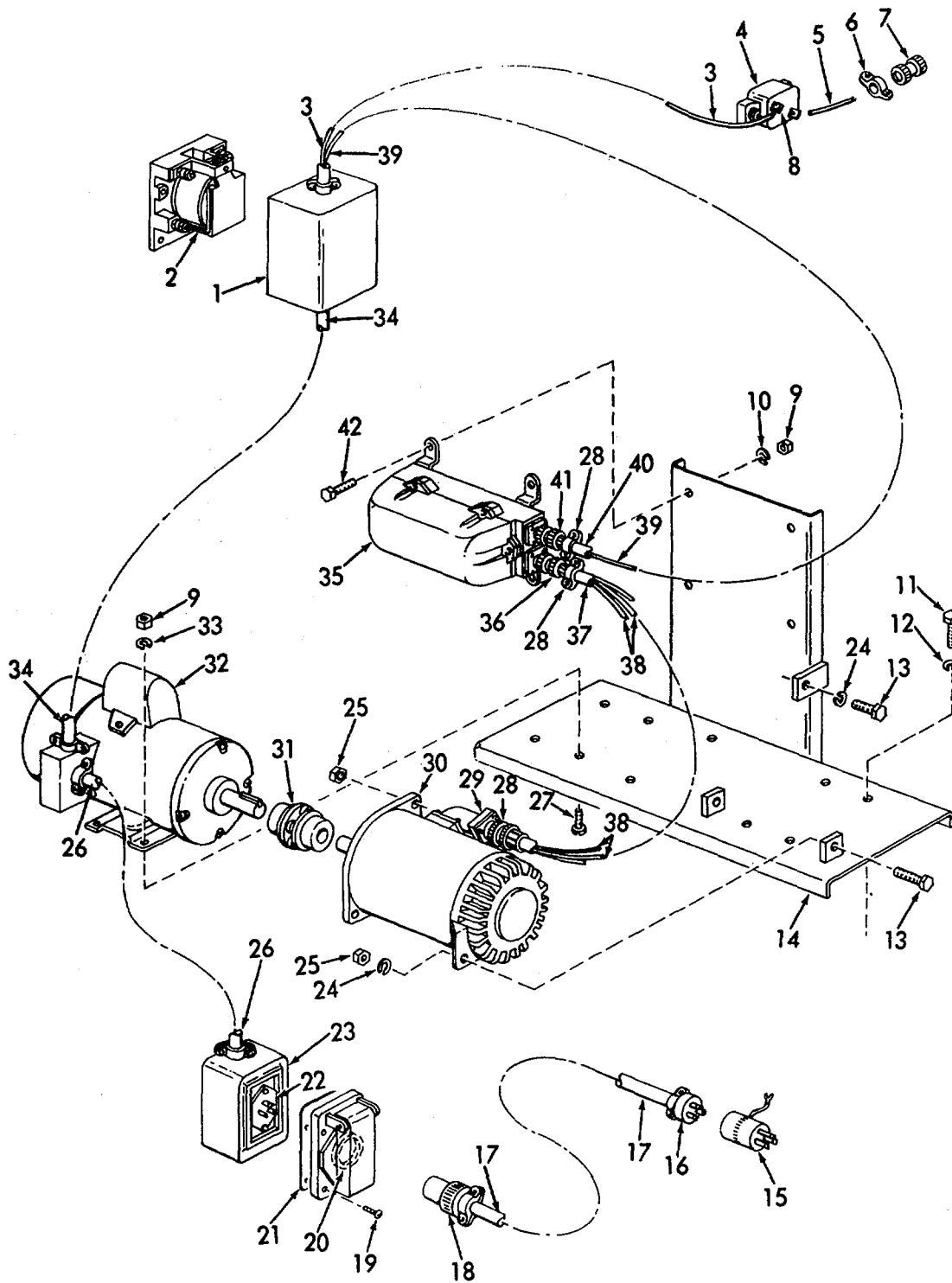


Figure 67. Coolant Pump Explode.



ME 4210-205-35P/68

Figure 68. Generator, Regulator, Motor Assemblies, and Components.

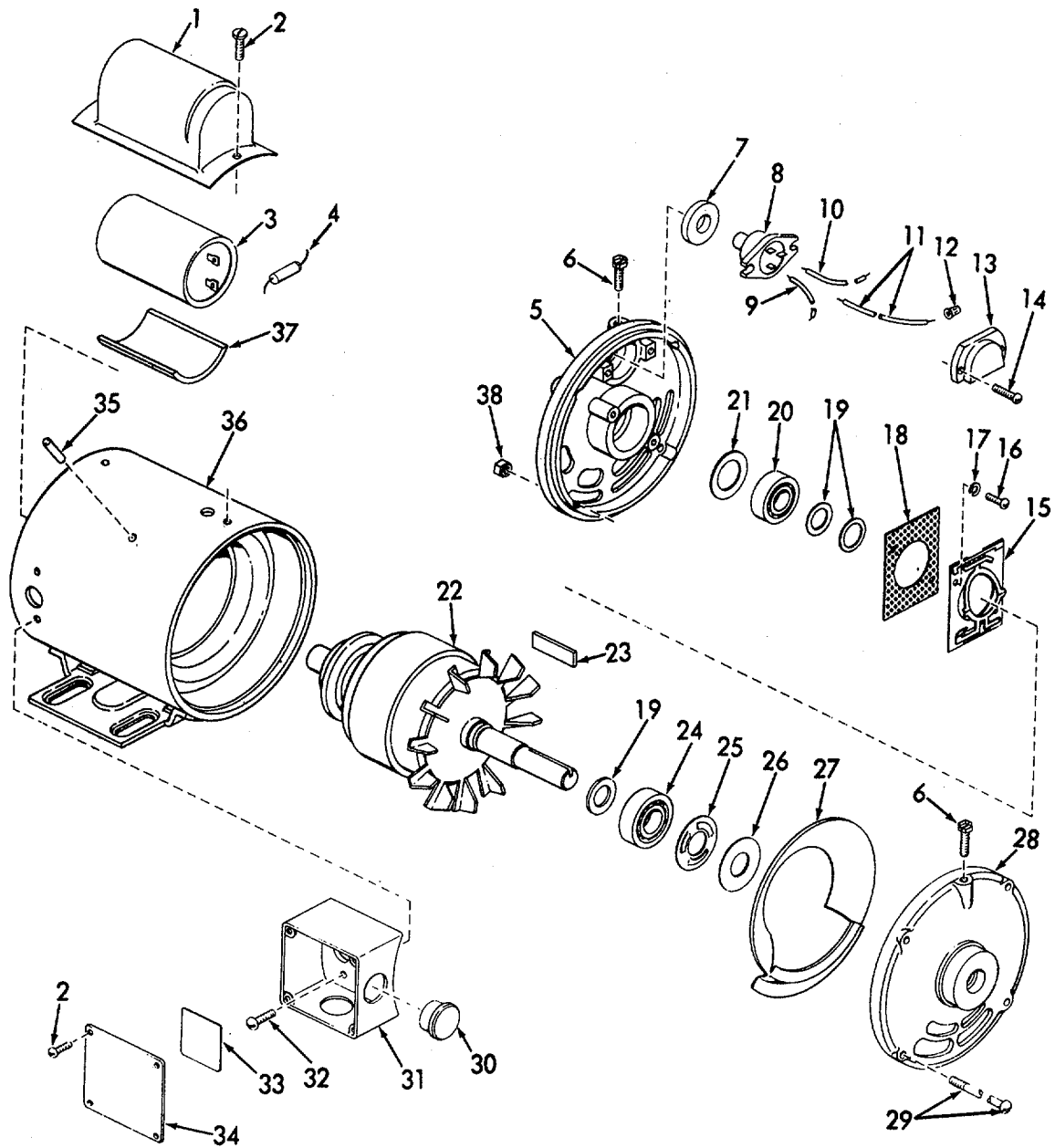


Figure 69. Generator Drive Motor Explode.

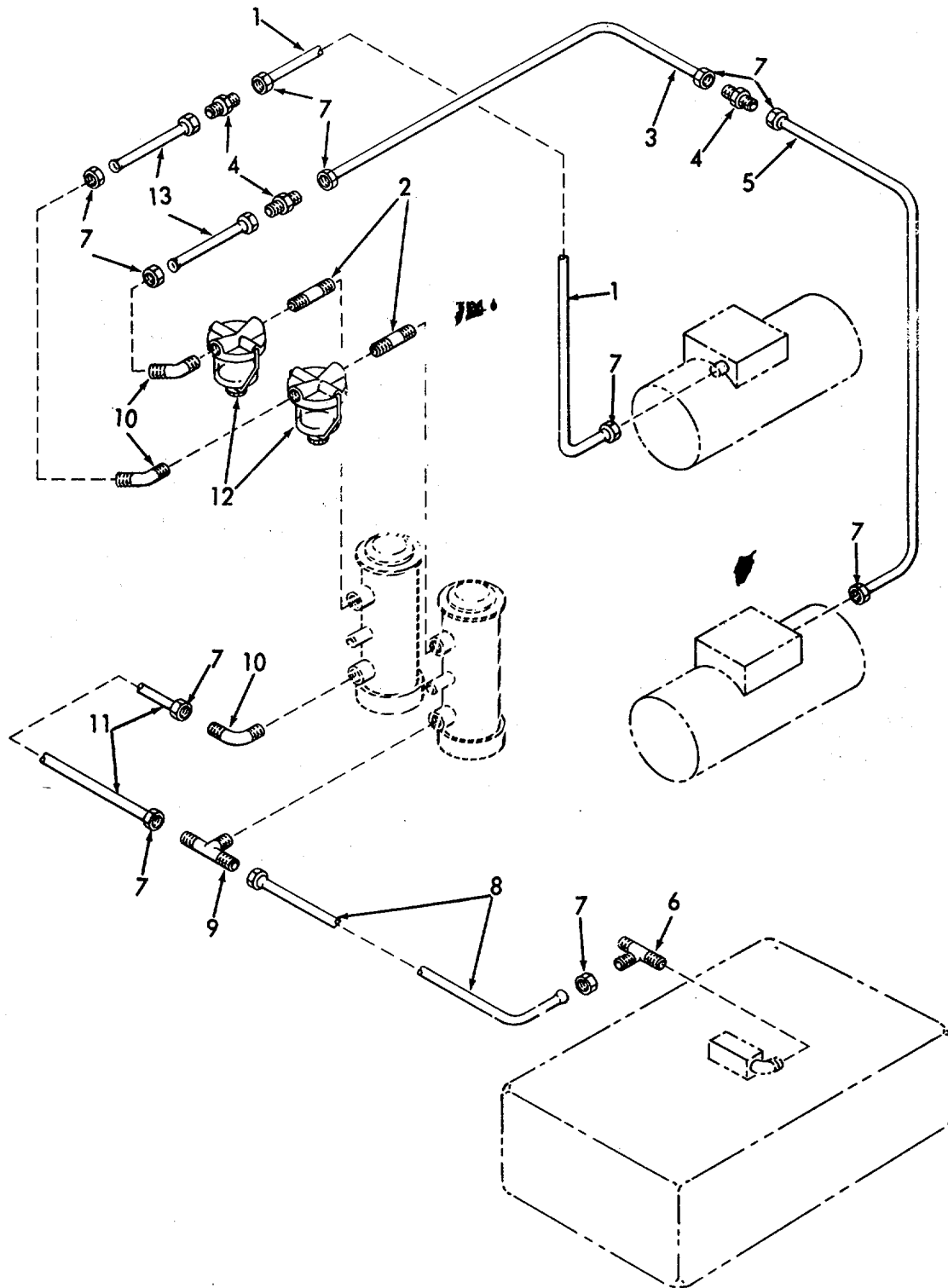


Figure 70. Fuel System-Pipe and Fittings.

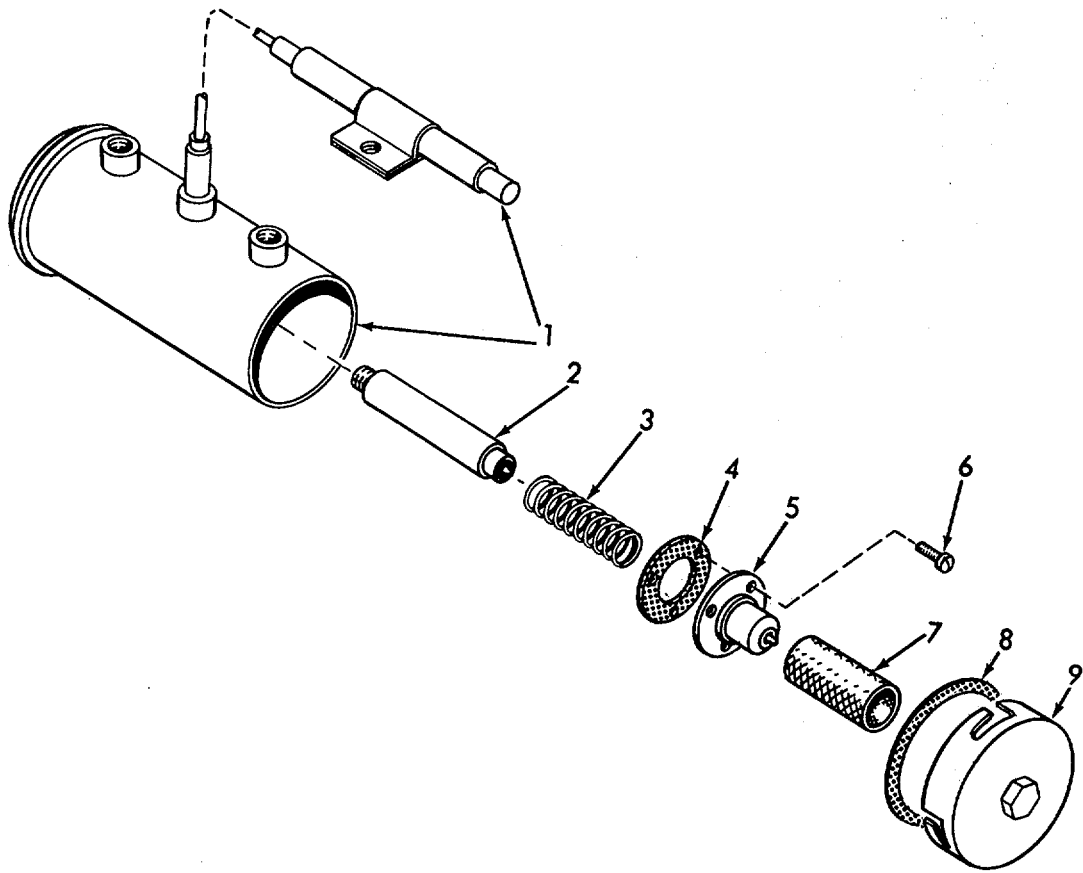


Figure 71. Fuel Pump Explode.

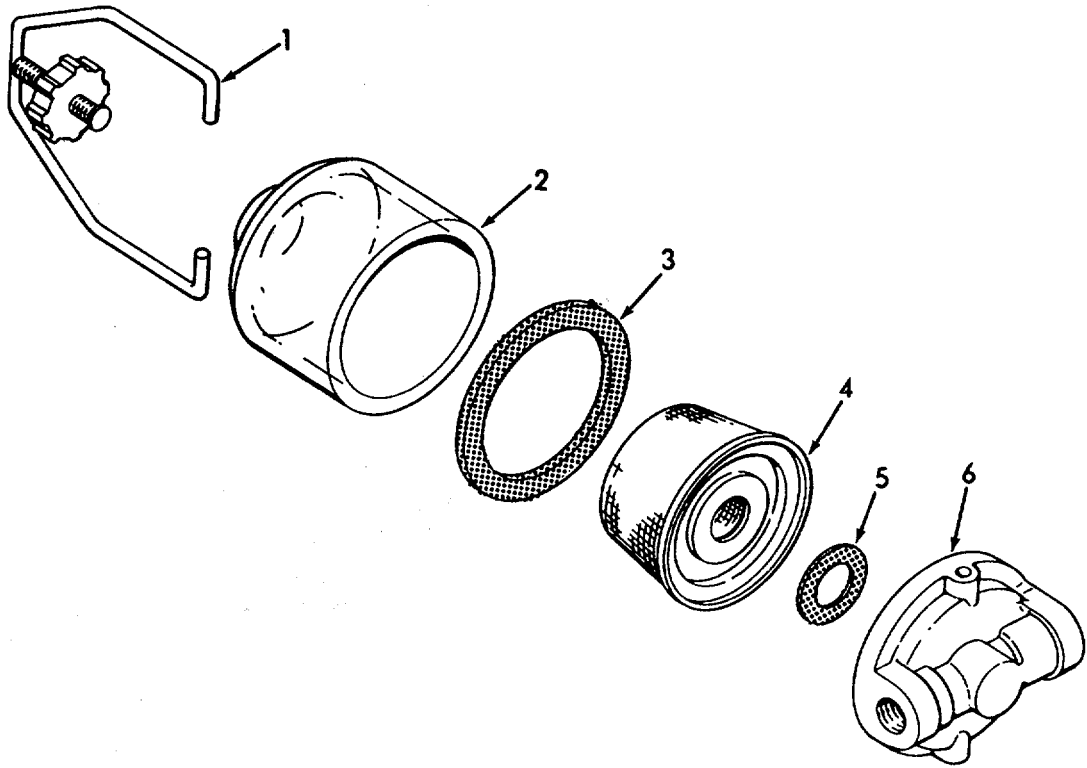


Figure 72. Fuel Filter Explode.

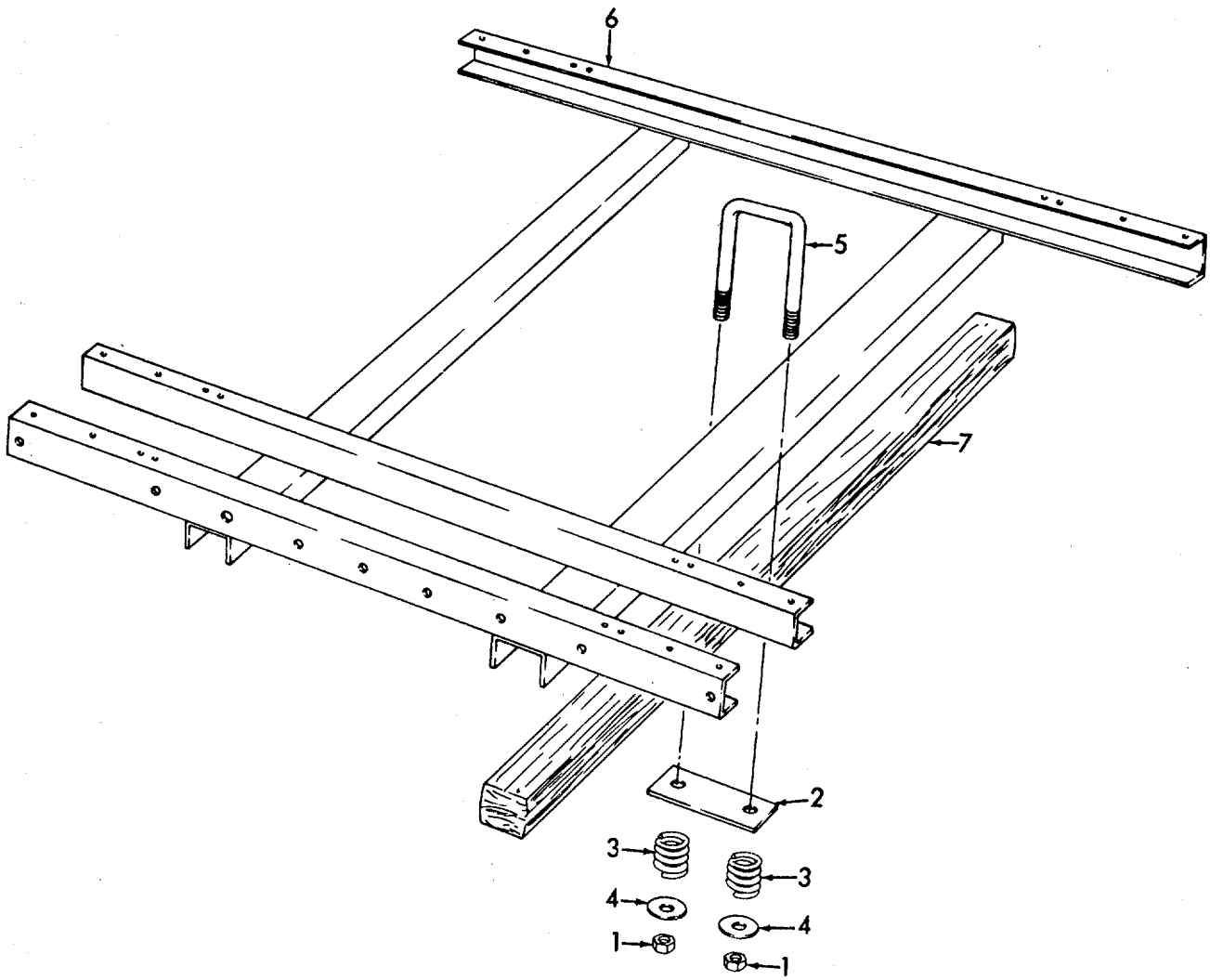


Figure 73. Frame.

**SECTION IV. INDEX-FEDERAL STOCK NUMBRER AND REFERENCE NUMBER
CROSS- REFERENCE-TO FIGURE AND ITEM NUMBER**

STOCK NUMBER	FIG.	ITEM	STOCK NUMBER	FIG.	ITEM
2520-319-0914	27	19	4320-732-7539	54	12
2540-394-3111	57	30	4320-789-3846	67	6
2540-R00-0656	59	27	4320-806-3781	43	13
2540-887-5647	61	20	4320-806-3786	42	29
2540-887-564R	59	1	4320-901-2152	54	9
2540-888-9362	61	41	4320-902-4772	54	2
7540-933-5183	64	61	4320-906-6520	56	5
2540-973-2448	12	1	4320-930-1993	40	12
2590-886-8010	60	12	4320-933-5181	67	10
2590-934-5176	63	2	4520-055-9751	61	30
2590-933-5376	65	4	4520-474-7267	5q	29
2590-933-5377	65	3	4520-567-1886	59	19
2590-933-5378	65	2	4520-744-6129	59	24
2590-933-5379	65	1	4520-774-6129	61	6
2o10-275-8000	62	3	4520-933-5375	64	18
2910-560-1944	72	2	4520-972-4214	59	37
2910-560-1945	72	3	4520-972-4214	61	29
2910-560-1946	72	4	4610-592-1904	64	22
2920-706-7499	58	9	4710-277-5529	56	11
2920-903-9534	68	30	4720-277-8266	27	14
ZV20-953-9784	68	35	4720-278-4915	32	5
2990-073-7073	59	49	4730-021-9189	43	25
2990-073-7073	61	42	4730-021-9645	64	50
2990-942-5236	5	21	4730-021-9672	64	47
3010-442-6375	68	31	4730-044-4028	28	19
3010-933-5177	66	6	4730-044-4688	44	6
3020-907-0473	46	19	4730-044-4715	46	4
3020-933-5164	20	46	4730-050-1945	36	6
3020-933-5166	20	37	4730-050-4208	20	45
3110-144-8519	46	26	4730-050-4208	22	25
3110-144-8534	46	28	4730-067-9801	59	16
3110-144-8589	69	20	4730-067-9801	61	13
3110-144-8622	69	24	4730-106-5498	64	73
31 10-155-6209	42	10	4730-142-1630	43	21
3110-516-5557	2		4730-144-1095	28	26
3120-661-7672	40	21	4730-172-0031	20	29
3805-778-9608	59	44	4730-187-4210	46	8
3dO5-778-9608	61	32	4730-187-8765	56	7
3825-887-8741	58	20	4730-188-1857	56	22
4140-784-2469	57	24	4730-188-1893	40	17
4210-053-0470	22	9	4730-188-1893	56	4
4210-271-5981	5	4	4730-189-2601	35	3
4210-294-n225	43	16	4730-189-2636	23	5
4210-335-3493	42	28	4730-189-2639	36	3
4210-429-6174	42	27	4730-193-0869	56	13
4210-429-6178	42	15	4730-196-1481	70	2
4210-586-0883	31	6	4730-196-1497	56	9
4210-595-4171	5	16	4730-196-1505	46	18
4210-641-2362	44	1	4730-196-2075	36	4
4210-664-3069	44	4	4730-198-8811	37	43
4210-929-6670	20	44	4730-199-2107	34	10
4210-933-5167	20	54	4730-199-2107	35	6
4210-q33-5168	20	38	4730-199-2108	36	5
4Z10-933-5169	20	17	4730-199-2108	36	13
4210-o33-5170	20	15	4730-202-2838	28	27
4210-933-5171	20	11	4730-202-b672	34	1
4210-933-7684	20	28	4730-202-9539	27	18
4210-946-0256	22	10	4730-203-0549	41	10
4210-953-5164	20		4730-203-2433	56	21
4210-971-3961	61	17	4730-203-2933	ZR	21
4210-977-4700	12	2	4730-721-2010	43	26
4210-990-9024	20	20	4730-221-2010	56	12
4210-993-4181	31	3	4730-221-2140	44	20
4210-997-0715	43	8	4730-221-2140	45	12
4230-93'-5179	66	7	4730-228-0826	56	20
4320-212-9795	42	24	4730-231-2010	51	3
4320-245-5441	41	7	4730-231-3908	34	21
4320-245-5441	47	4	4730-231-3955	28	10
4320-429-6177	41	13	4730-231-5650	64	49
4320-429-6177	47	7	4730-231-5653	32	16

**SECTION IV: INDEX-FEDERAL STOCK NUMBRER AND REFERENCE NUMBER
CROSS- REFERENCE-TO FIGURE AND ITEM NUMBER**

STOCK NUMBER	FIG.	ITEM	STOCK NUMBER	FIG.	ITEM
4730-246-9219	31	5	5305-021-3623	37	7
4730-249-3922	37	10	5305-021-4602	11	8
4730-254-1801	28	24	5305-042-0452	11	3
4730-757-2118	64	54	5305-042-0463	7	16
4730-257-2121	32	18	5305-042-3438	3	3
4730-267-8903	35	4	5305-042-3577	60	1
4730-277-1884	28	25	5305-042-4332	58	24
4730-277-2016	37	14	5305-042-4333	57	17
4730-277-2155	33	11	5305-042-4502	61	10
4730-277-5551	34	2	5305-042-4502	61	39
4730-277-8273	55	1	5305-042-4506	11	10
4730-277-8898	37	13	5305-042-4507	1	27
4730-277-8899	33	16	5305-042-4507	61	36
4730-277-8899	36	2	5305-042-4535	59	12
4730-278-4209	33	13	5305-042-6417	49	1
4730-278-4209	36	1	5305-043-6693	16	2
4730-278-4323	55	4	5305-043-6695	2	1
4730-279-0334	34	22	5305-043-6695	10	11
4730-287-1538	28	23	5305-043-6730	2	38
4730-287-1766	27	14	5305-043-6730	3	27
4730-288-8572	56	23	5305-043-6734	18	1
4730-289-0347	64	58	5305-044-3672	2	24
4730-289-2404	59	18	5305-044-3672	4	13
4730-289-2404	61	16	5305-044-4153	22	19
4730-289-2875	35	2	5305-044-6556	69	32
4730-288-6402	33	9	5305-045-4869	20	3
4730-360-8538	43	23	5305-052-6913	69	2
4730-391-3771	28	18	5305-059-4250	5	18
4730-424-5871	36	15	5305-059-7905	14	2
4730-424-5871	51	2	530s-059-7916	16	24
4730-428-1355	33	12	5305-068-0500	20	7
4730-489-4853	34	14	5305-068-0500	22	12
4730-489-4853	35	11	5305-068-0502	1	31
4730-489-4854	31	7	5305-068-0502	3	5
4730-555-3854	28	7	5305-068-0502	19	3
4730-618-8972	34	17	5305-068-0505	51	17
4730-640-0596	33	2	5305-068-7837	8	11
4730-658-9564	28	22	5305-071-2239	7	55
4730-670-6670	33	8	5305-071-2241	8	13
4730-680-9808	67	9	5305-145-6794	27	1
4730-706-2617	59	5	5305-151-1321	52	11
4730-707-6635	56	15	5305-151-1850	68	19
4730-852-1895	28	20	5305-206-1285	59	60
4730-894-3249	6	13	5305-206-1285	61	56
4730-933-5374	64	44	5305-206-1288	58	5
4820-272-3347	32	15	5305-206-2510	59	38
4820-546-0724	33	5	5305-206-5013	40	14
4820-933-7685	64	27	5305-207-7349	9	20
4930-832-2870	58	18	5305-207-7465	60	1
5120-718-9994	64	7	5305-208-6199	9	45
5305-010-0001	23	20	5305-217-9183	9	30
5305-010-0001	30	3	5305-225-3839	3	1
5305-012-0585	2	25	5305-225-3839	7	56
5305-012-0585	2	43	5305-225-3839	19	18
5305-012-0585	3	22	5305-225-3839	28	14
5305-012-0585	7	26	5305-225-3840	17	44
5305-012-0585	7	53	5305-225-3843	23	9
5305-012-0919	43	17	5305-253-5631	46	11
5305-012-1926	29	2	5305-269-2313	39	3
5305-013-2688	12	3	5305-269-3209	20	23
5305-013-3767	7	30	5305-269-3211	3	9
5305-014-5385	26	3	5305-269-3211	6	22
530S-015-5839	16	10	5305-269-3211	7	61
5305-015-6099	10	22	5305-269-3211	20	2
5305-016-9469	15	6	5305-269-3211	20	42
5305-018-1670	41	1	5305-269-3211	22	6
5305-018-1670	43	2	5305-269-3211	24	4
5305-018-1670	43	20	5305-269-3211	66	9
530s-019-3257	15	5	5305-269-3213	10	9
5305-021-3615	37	29	5305-269-3214	66	8

**SECTION IV: INDEX-FEDERAL STOCK NUMBRER AND REFERENCE NUMBER
CROSS- REFERENCE-TO FIGURE AND ITEM NUMBER**

STOCK NUMBER	FIG.	ITEM	STOCK NUMBER	FIG.	ITEM
5305-269-3714	68	11	5305-855-095S	62	5
5305-269-3216	23	3	5305-855-0960	1	18
5305-269-3236	44	18	5305-855-0960	2	45
5305-269-3236	45	9	5305-855-0960	7	20
5305-272-5306	16	17	5305-855-0961	59	23
5305-272-5306	16	23	5305-855-0961	61	24
5305-282-4808	27	28	5305-855-0961	69	16
5305-285-3890	41	8	5305-855-8006	58	1
5305-285-3890	45	35	5305-870-2821	42	32
5305-285-3890	46	1	5305-879-6483	68	42
5305-285-3890	46	16	5305-882-2864	5	9
5305-285-3890	6		5305-889-3002	17	37
5305-285-3890	54	6	5305-893-3340	9	24
530S-285-4608	23	13	5305-901-3108	8	3
5305-285-5157	43	27	5305-954-8140	61	27
5305-290-2416	30	7	5305-954-9537	17	30
5305-290-2738	59	9	5305-958-0672	61	48
5305-337-2576	25	4	5305-958-5245	1	16
5305-501-8498	5	13	5305-958-5246	3	35
5305-550-4796	6	21	5305-958-5253	19	10
5305-551-5830	3	28	5305-958-5260	43	12
5305-551-5830	4	13	5305-959-2708	46	7
5305-551-5831	3	29	5305-984-4983	17	1
5305-551-5831	4	12	5305-984-5675	1	25
5305-551-5831	4	12	5305-984-5676	1	22
5305-258-3666	16	4	5305-984-6189	59	40
5305-558-3669	16	31	5305-984-6189	61	34
5305-558-5731	2	7R	5305-984-6189	61	46
5305-558-5731	4	5	5305-984-6195	19	8
5305-558-5731	4	5	5305-984-6208	1	12
5305-558-5731	8	9	5305-984-6208	7	52
5305-582-6513	9	44	5305-984-6211	57	33
5305-590-7883	7	18	5305-988-1724	9	47
5305-590-7883	39	5	5305-988-1724	52	29
5305-591-3435	16	33	5305-988-1725	13	10
5305-598-0672	59	53	5305-988-1726	2	5
5305-619-1901	41	2	5305-989-9819	57	11
5305-61-4718	32	3	5305-990-6444	7	27
5305-622-9475	58	21	5305-990-6444	53	1
5305-622-9475	59	4	5305-993-2463	5	28
5305-622-9475	59	50	5305-993-3590	59	36
5305-622-9475	61	5	5305-993-3590	59	51
5305-622-9475	61	43	5305-993-3590	61	28
5305-637-4028	Z	36	5305-993-3590	61	35
5305-637-8232	7	14	5306-018-6491	57	19
5305-638-2219	43	27	5306-051-4078	52	20
5305-638-8946	42	4	5306-225-8497	6	6
5305-638-8946	42	30	5306-225-8497	66	2
5305-638-8946	47	1	5306-225-8497	68	27
5305-639-3512	9	17	5306-225-8499	20	22
5305-647-2395	9	46	5306-225-9084	52	31
5305-682-7753	18	3	5306-225-9089	62	1
5305-695-4607	9	13	5306-496-2502	10	5
5305-710-4194	68	13	5306-576-0537	49	7
5305-716-8128	6	34	5306-576-0537	49	7
5305-753-4487	16	15	5306-639-8060	3	20
5305-762-7482	17	13	5306-680-6004	6	6
5305-782-9494	42	12	5306-754-4363	24	5
5305-782-9495	4	20	5306-819-7020	32	10
5305-806-7629	1	1	5310-010-3319	1	32
5305-806-7629	7	1	5310-010-3319	2	15
5305-522-8082	9	6	5310-010-3319	3	7
5305-824-8379	9	43	5310-010-3319	3	7
5305-825-9226	4	16	5310-010-3319	7	15
5j05-829-9226	6	32	5310-010-3319	30	2
5305-850-0265	31	10	5310-010-3319	51	13
5305-850-0265	34	6	5310-010-3320	5	8
5305-850-0265	35	12	5310-010-3322	42	11
5305-850-0265	36	9	5310-010-6495	11	2
5305-858-0957	57	8	5310-011-1041	32	8

**SECTION IV: INDEX-FEDERAL STOCK NUMBRER AND REFERENCE NUMBER
CROSS- REFERENCE-TO FIGURE AND ITEM NUMBER**

STOCK NUMBER	FIG.	ITEM	STOCK NUMBER	FIG.	ITEM
5310-011-8873	1	14	5310-017-8556	7	59
5310-011-8873	2	40	5310-022-5850	1	29
5310-011-8873	3	25	5310-022-5850	7	17
5310-011-8873	7	28	5310-022-5850	11	12
5310-012-0214	2	31	5310-022-5850	16	27
5310-012-0214	3	14	5310-042-6759	32	it
5310-012-0214	3	14	5310-043-2226	59	54
5310-012-0214	3	14	5310-043-2226	61	49
5310-012-0214	3	32	5310-044-6230	37	33
5310-012-0214	4	2	5310-044-6548	28	5
5310-012-0214	4	2	5310-044-6548	49	11
5310-012-0214	4	10	5310-045-1057	2	27
5310-012-0214	4	10	5310-045-3296	1	28
5310-012-0214	4	10	5310-045-3296	11	11
5310-012-0214	23	17	5310-045-3299	27	27
5310-012-0214	49	10	5310-045-5206	59	61
5310-012-0214	49	10	5310-050-2203	64	11
5310-012-0214	64	12	5310-051-8626	49	18
5310-012-0214	66	1	5310-059-9910	44	5
5310-012-0214	68	33	5310-059-9910	45	24
5310-012-0239	6	18	5310-050-3350	59	64
5310-012-0239	6	28	5310-080-3350	61	53
5310-012-0361	1	15	5310-080-9689	41	5
5310-012-0361	2	41	5310-080-9786	57	9
5310-012-0361	3	24	5310-081-0087	58	13
5310-012-0361	7	25	5310-081-8087	59	35
5310-012-0361	69	38	5310-167-0271	17	9
5310-012-0368	3	33	5310-176-8133	11	1
5310-012-0376	1	24	5310-176-8137	18	5
5310-012-0376	6	3	5310-176-8137	18	T
5310-012-0376	40	20	5310-193-7577	60	2
5310-012-0377	3	12	5310-194-7307	2	22
5310-012-0377	6	20	5310-198-3637	23	21
5310-012-0377	6	31	5310-199-6539	31	8
5310-012-0377	7	58	5310-199-6539	34	4
5310-012-0377	20	30	5310-199-6539	35	15
5310-012-0377	22	14	5310-199-6539	36	8
5310-012-0377	23	1	5310-208-5188	17	3
5310-012-0377	24	6	5310-209-0709	31	9
5310-012-0377	25	8	5310-209-0709	34	5
5310-012-0377	28	3	5310-209-0709	35	14
5310-012-0377	39	1	5310-209-0709	36	10
5310-012-0377	66	4	5310-209-0965	68	24
5310-012-0381	6	19	5310-209-5309	61	33
5310-012-0381	6	30	5310-217-9145	10	7
5310-012-0382	39	2	5310-217-9217	10	4
5310-012-0384	4	19	5310-217-9218	10	8
5310-012-0384	22	18	5310-220-6692	43	5
5310-012-0384	42	13	5310-220-6765	22	28
5310-012-0388	56	2	5310-261-7340	3	11
5310-012-0423	17	43	5310-261-7340	25	7
5310-012-0622	19	14	5310-261-7340	32	2
5310-012-0622	27	26	5310-261-7340	40	16
5310-012-0622	57	20	5310-261-7340	48	2
5310-012-1574	22	27	5310-262-4481	5	30
5310-012-1744	10	19	5310-262-4812	7	62
5310-012-1752	1	19	5310-262-8353	47	2
5310-012-1752	2	44	5310-262-8353	54	7
5310-012-1752	7	19	5310-262-8353	54	7
5310-012-1753	13	11	5310-274-9337	6	23
5310-012-1841	2	3	5310-275-0586	37	2
5310-012-1841	2	3	5310-350-3587	18	6
5310-013-1718	13	7	5310-407-9566	6	4
5310-013-8473	16	9	5310-514-6674	17	31
5310-013-8526	16	30	5310-514-8948	6	4
5310-014-2212	61	25	5310-524-8464	7	54
5310-017-4916	17	42	5310-530-7437	48	1
5310-017-8378	16	25	5310-530-7437	56	14
5310-017-8378	18	4	5310-543-2628	4	21
5310-017-8532	23	10	5310-543-2629	2	30

**SECTION IV: INDEX-FEDERAL STOCK NUMBRER AND REFERENCE NUMBER
CROSS- REFERENCE-TO FIGURE AND ITEM NUMBER**

STOCK NUMBER	FIG.	ITEM	STOCK NUMBER	FIG.	ITEM
5310-543-2629	3	13	5310-763-8904	7	47
5310-543-2629	3	13	5310-763-8905	20	47
5310-543-2629	4	1	5310-785-1762	45	3
5310-5432629	4	1	5310-785-1762	45	0
5310-543-2629	4	9	5310-802-8544	61	52
5310-543-2629	4	9	5310-805-9964	49	8
5310-543-2629	4	9	5310-805-9964	49	8
5310-543-2641	5	7	5310-808-9719	58	8
5310-543-2705	2	26	5310-809-4058	7	33
5310-543-2705	2	34	5310-809-4058	23	8
5310-543-2705	s	29	5310-809-4085	43	3
5310-543-2705	7	4	5310-809-5998	6	8
5310-543-2705	7	57	5310-809-8544	57	21
5310-543-2705	8	14	5310-810-8336	3	17
5310-543-2705	14	5	5310-812-0408	59	20
5310-543-2705	19	17	5310-812-0408	61	60
5310-543-2705	22	13	5310-817-0904	22	31
5310-543-2705	23	2	5310-817-0904	22	31
5310-543-2705	28	4	5310-817-0904	23	7
5310-543-2705	28	13	5310-817-0904	42	31
5310-543-2705	29	3	5310-820-6646	1	23
5310-543-2705	66	5	5310-820-6646	1	23
5310-543-5101	4	22	5310-820-6646	8	8
5310-950-0285	59	45	5310-820-6653	20	10
5310-550-0285	61	31	5310-820-7342	a	7
5310-550-0777	19	16	5310-825-0874	9	8
5310-550-0777	25	6	5310-827-8485	1	33
5310-582-5615	10	3	5310-827-8485	2	14
5310-582-5615	62	4	5310-827-8485	2	33
5310-582-5965	1	4	5310-827-8485	3	8
5310-582-5965	27	2	5310-827-8485	7	13
5310-582-5965	68	10	5310-827-8485	8	16
5310-584-5005	1	5	5310-827-8485	13	12
5310-584-5005	3	8	5310-827-8485	17	41
5310-584-5005	7	5	5310-827-8485	19	5
5310-584-5005	68	9	5310-827-8485	28	12
5310-584-5007	32	1	5310-834-2067	9	*
5310-584-5007	53	5	5310-834-2067	9	23
5310-584-7791	37	26	5310-835-9324	59	25
5310-591-3472	2	4	5310-835-9324	61	7
5310-591-3472	2	4	5310-836-0620	49	17
5310-591-3472	7	9	5310-866-0963	59	22
5310-591-3472	7	29	5310-872-9763	59	6
5310-591-3472	14	13	5310-872-9769	59	31
5310-596-7681	39	6	5310-880-7744	20	25
5310-596-7693	59	65	5310-880-7744	64	13
5310-616-3092	60	20	5310-880-8189	13	8
5310-616-6949	59	39	5310-889-2615	30	6
5310-616-6949	61	51	5310-901-4463	42	23
5310-61-3555	29	4	5310-933-5455	69	7
5310-6927-125	20	24	5310-933-6073	72	5
310-67-6195428	20	16	5310-933-7049	20	2
5310-637-9541	68	12	5310-939-2655	52	30
5310-653-9457	37	1	5310-971-7989	14	42
5310-655-9284	49	20	5310-982-6568	6	2
5310-655-9528	23	19	5310-982-h803	73	1
5310-655-9582	30	1	5310-984-3806	25	2
5310-655-9582	51	16	5310-999-7643	25	5
5310-656-0110	5	10	5315-013-7180	56	1
5310-656-0110	4	18	5315-013-7258	37	32
5310-685-1429	6	26	5315-059-0140	7	45
5310-685-1429	6	29	5315-111-5584	21	17
5310-685-1429	42	14	5315-187-1811	4	25
5310-685-3555	9	22	5315-187-1811	46	25
5310-696-5172	57	7	5315-187-1811	48	16
5310-696-5176	20	26	5315-209-9097	9	39
5310-651-76	44	13	5315-425-4740	49	9
5310-725-8536	45	34	5315-598-5831	45	2
5310-721-5940	68	27	5315-616-5514	23	14
5310-753-4372	10	18	5315-815-8840	45	1

**SECTION IV: INDEX-FEDERAL STOCK NUMBRER AND REFERENCE NUMBER
CROSS- REFERENCE-TO FIGURE AND ITEM NUMBER**

STOCK NUMBER	FIG.	ITEM	STOCK NUMBER	FIG.	ITEM
5315-816-1794	49	2	5925-283-6522	26	2
5315-816-1794	49	4	5925-350-4478	68	4
5315-816-1794	49	4	5930-061-2357	64	64
5315-839-5821	3	16	5930-392-5002	9	11
5315-839-5821	6	10	5930-393-6043	9	16
5315-842-3045	6	1	5930-472-7193	11	15
5315-843-8590	5	26	5930-475-5537	61	11
5315-849-5578	43	4	5930-627-4009	59	11
5315-901-4465	42	5	5930-655-1516	26	1
5315-940-9569	48	18	5930-843-3852	59	2
5315-953-5750	49	23	5930-843-3852	61	2
5325-281-1557	19	20	5930-870-2819	5	31
5330-019-7790	46	3	5930-885-6515	10	16
6330-030-3199	42	20	5930-907-9208	53	3
5330-030-3199	43	18	5930-919-3278	11	14
5330-292-0578	54	11	5930-919-3279	18	2
5330-429-6167	5	6	5930-933-5163	69	15
5330-429-6167	5	12	5930-955-9444	57	4
5330-576-9733	41	4	5935-201-2409	68	15
5330-576-9733	44	8	5935-222-9828	58	2
5330-576-9733	45	18	5935-283-2054	27	22
5330-579-8156	44	9	5935-295-3114	68	16
5330-584-0263	52	18	5935-500-8399	68	18
5330-641-1454	42	25	5935-839-7613	60	5
5330-641-3149	46	12	5935-850-8062	58	10
5330-663-5126	42	2	5935-933-5613	68	21
5330-806-3778	46	29	5940-548-8201	27	21
5330-806-3782	43	10	5945-446-7211	58	3
5330-806-3787	46	17	5945-642-1126	20	19
5330-820-6897	43	24	5945-682-9109	68	2
5330-872-9709	59	26	5945-933-5162	69	8
5330-872-9709	61	8	5945-991-3828	17	20
5330-872-9770	59	32	5950-984-3311	58	23
5330-901-2151	54	13	5975-615-3291	68	23
5330-903-2851	43	9	6105-835-2671	61	59
5330-933-5180	67	3	6105-893-3380	61	37
5330-933-5185	57	37	6105-909-9695	39	4
5330-945-4412	68	20	6105-933-5161	68	32
5340-193-3638	14	3	6105-933-5161	69	
5340-217-9161	10	13	6105-933-5178	66	3
5340-444-6468	19	9	6105-933-5372	57	25
5340-445-7723	52	14	6210-079-1905	27	10
5340-598-3072	1	13	6210-087-7909	27	10
5340-598-3072	2	39	6210-283-9264	60	6
5340-598-3072	7	24	6220-030-2896	13	3
5340-741-2134	64	55	6220-030-2896	14	8
5340-822-4710	52	5	6220-643-0687	17	11
5340-933-5173	64	31	6220-710-7782	13	4
5340-992-3183	1	17	6220-759-0533	14	9
5340-992-3183	2	42	6220-790-7781	15	3
5340-992-3183	7	23	6240-019-3141	9	28
5340-993-1526	9	35	6240-019-3141	10	14
5340-993-1536	10	12	6240-155-7784	It	7
5640-933-5174	64	41	6240-155-7784	13	2
5640-933-5175	64	45	6240-155-7784	14	7
5905-269-2650	69	4	6240-155-7784	15	4
5905-779-6005	58	7	6240-155-8714	27	11
5910-899-4395	17	39	6240-635-4643	16	34
5910-919-3318	12	5	6240-686-4662	12	4
5910-933-5623	69	3	6680-833-6128	27	9
5910-974-0372	57	10	6685-913-6872	27	7
5910-974-0372	59	52	6685-913-6873	??	8
5910-974-0372	61	47	9320-920-3336	27	25

**SECTION IV. INDEX FEDERAL STOCK NUMBER AND REFERENCE NUMBER
CROSS-REFERENCE TO FIGURE AND ITEM NUMBER (CONTINUED)**

REFERENCE NO.	MFR CODE	FIG. NO.	ITEM NO.	REFERENCE NO.	MFR CODE	FIG. NO.	ITEM. NO	
AG53-50948G1	46522	60	5	A50920G1	46522	58	7	
AN340-10	88044	18	5	A51227G1	46522	59	6	
AN340-10	88044	18	7	N51600G1	46522	59	30	
AN340-6	88044	11	1	A51740G1	46522	59	43	
AN507-832-4	88044	27	28	A51740G1	46522	59	58	
AN515-6-10	88044	68	19	A5174G1	46522	59	42	
AN515P8416R16	88044	68	42	A5227	44408	67	3	
AN520-416-24	88044	27	1	A53375	94833	38	3	
AU26-18272G1	46522	59	28	A5385	44408	67	1	
AZ3010	29633	69	26	A5473	44408	67	5	
A13184	46522	60	6	A5479	44408	67	10	
A1601	29633	69	12	A576-18167G1	46522	61	17	
A1620103	46522	59	2	A612-50601G1	46522	61	50	
A16494GL-2	46522	59	3	A617-14140	46522	59	18	
A172-5060601-1	46522	61	54	A617-14140	46522	61		
A1762		44408	67	9	A619-50276	46522	71	
A18167G2	46522	59	19	A6281-38	44541	21		
A183-50033G1	46522	59	56	A666-16075G1-2	46522	61	3	
A183-500330G	46522	61	61	A687-50281	46522	71	7	
A186-51740G1	46522	61	44	A698-50279	46522	71	6	
A221-51739G1	46522	61	58	A702-50190G1	46522	61	64	
A223-52032G1-1	46522	58	14	A702-50219G1	46522	61	8	
A223-52041G2	46522	61	4	A702-5021902	46522	61	22	
A249-50210G1	46522	58	15	A715-2096	46522	60	13	
A258-51741G1	46522	61	45	A725-50065G1	46522	61	15	
A262-50758G1	46522	61	47	A729-10290G2	46522	58	10	
A267507502	46522	61	32	A729-59231G1	46522	58	2	
A280-50282	46522	71	9	A731-50605G1	46522	61	57	
A286-50280	46522	71	5	A734-50836G1	46522	59	24	
A3056		46522	59	62	A734-50836G146522	61	6	
A363-1522	46522	58	17	A741-50277	46522	71	3	
A3885		29633	69	28	A766-162010346522	61	2	
A3911		29633	69	1	A8F2-1-2	26840	5	5
A4000801	46522	59	64	A804-19490G1	46522	58	16	
A420-500420G	46522	61	23	A806-2288	46522	60	15	
A42553G1	46522	59	5	A807-5023801	46522	58	6	
A426-50278	46522	71	4	A829-5024801	46522	61	12	
A426-50278	46522	71	8	A845-42553G1	46522	61	21	
A440-1170801	46522	61	19	A864-400801	46522	61	53	
A440-2287	46522	60	14	A864-5022701	46522	61	7	
A4864		29633	69	31	A864-5093G146522	59	31	
A4865		29633	69	34	B83010	29633	69	21
A495-3056	46522	61	55	BB95X	26840	48	18	
A495-50891G1	46922	61	26	B8960	26840	46	24	
A5004201	46522	59	8	BK12975	06840	64	9	
A5006501	80883	59	17	BK13038	14892	64	58	
A5019001	46522	59	55	BK22379	06840	64	60	
A5021901	46522	59	26	BLG2760	26840	44	17	
A5021902	46522	59	7	BLG276D	26840	45	10	
A5022701	46522	59	25	BL11	26840	44	1	
A50227G2	46522	59	22	BL11	26840	45	25	
A5024401	46522	58	4	BL111D	26840	44	12	
A50248G3	46522	59	15	BL111D	26840	45	4	
Ab027		44408	67	6	BL111D	26840	45	7
A50551G1	46522	58	11	BL111D	26840	45	21	
A50601G1	46522	59	41	BL114	26840	44	15	
A50605G1	46522	59	59	BL114	26840	45	23	
A50606G1-1	46522	59	63	BL12F	26840	44	11	
A5068		44408	67	7	BL12F	26840	45	14
A5069		44408	67	8	BL12F	26840	45	27
A5071401	46522	58	8	BL217D	26840	5	11	
A5075702	46522	59	44	BL377D	26840	5	22	
A5075RG1	46522	57	10	BL38F	26840	44	7	
A5075801	46522	59	52	BL38F	26840	45	19	
A5089001	46522	59	32	BL39F	26840	44	2	
A50891G1	46522	59	33	BL39F	26840	45	33	
A5091		44408	67	4	BL404	26840	44	3
A509	44408	67	12	BL404	26840	45	6	
A50910GB	46522	59	34	BL42	26840	44	4	
A5092		44408	67	13	BL42	26840	45	8

**SECTION IV. INDEX FEDERAL STOCK NUMBER AND REFERENCE NUMBER
CROSS-REFERENCE TO FIGURE AND ITEM NUMBER (CONTINUED)**

REFERENCE NO.	MFR CODE	FIG. NO.	ITEM NO.	REFERENCE NO.	MFR CODE	FIG. NO.	ITEM. NO
BL44F	26840	45	26	DFMO-400TYPE1	3850R	27	8
BL44SF	26R40	44	19	DV708	26840	51	14
BL45RS	26840	41	9	D140-51257G1-2	46522	61	63
BL79	26840	45	13	0230-50434G1-2	46522	61	1
BL91	26840	44	10	0236-50571G1-1	46522	61	20
BL91	26840	45	29	0462-50869G3	46522	61	18
BP4529	72635	14	11	D50869G3	46522	59	21
813777-1	46522	60	3	D51571G1-1	46522	59	1
813780-1	46522	60	19	05261	29633	69	15
813782G1-2	46522	60	17	EA	13505	12	
B140-50866G1-2	46522	58	12	EA	96906	6	
817818G2	46522	59	11	EC18	95760	19	6
B217-50761G1	46522	65	3	EPF32-19-21-1	92852	22	5
8223-50543G1-1	46522	61	42	EPF32-19-21-10	92858	22	26
8256-53170G2	46522	58	23	EPF32-19-21-11	92852	22	21
B6280-50060G1-2	46522	61	14	EPF32-19-21-14	92852	22	24
8338-42575G1-1	46522	61	29	EPF32-19-21-15	92858	22	20
83427		29633	69	37	EPF32-19-21-1692858	22	17
842575G1-1	46522	59	37	EPF32-19-21-17	92858	22	15
8440-50035G3	46522	58	22	FPF32-19-21-2	92852	22	33
8440-50035G3	46522	61	9	EPF32-19-21-20	92852	22	22
84961-69L	75418	63	2	EPF32-19-21-21	92852	24	1
85003503	46522	59	46	EPF32-19-21-22'	92852	24	3
B50060G1-2	46522	59	13	EPF32-19-21-23	92858	24	2
850074G2	46522	60	9	EPF32-19-21-24	92858	24	8
86007403	46522	60	7	EPF32-19-21-27	92858	22	7
850480G1	46522	60	8	EPF32-19-21-3	92852	22	2
8505	82647	69	8	FPF32-19-21-32	92858	22	7
850543G1-1	46522	59	49	EPF32-19-21-33	92858	22	9
850761G24	46522	65	4	EPF32-19-21-34	92858	22	10
85082603	46522	59	29	EPF32-19-21-4	92852	22	'32
850914G6-2	46522	59	14	EPF32-19-21-40	92858	23	12
850914G8-4	46522	59	10	EPF32-19-21-45	92852	22	3
8653-50939G1	46522	58	20	EPF32-19-21-46	92852	22	34
8661-50232015	46522	58	9	EPF32-19-21-47	92858	23	11
8661-50234G3	46522	58	3	EPF32-19-21-48	92852	22	16
8766-51726G2	46522	61	11	EPF32-19-21-6	92852	22	1
8874-50554G8	46522	60	12	EPF32-19-21-7	92852	22	4
CDA15	82647	26	2	EPF32-19-21-8	92852	22	35
CDM300	82647	68	4	EPF32-19-21-9	92852	22	30
CG10F4-1-2	26840	5	4	EPF32-19-21LH	92858	23	
C140-50822G2-2	46522	58	19	EPF32-L9-21RH	92858	23	23
C184-52111G3	46522	61	30	EPF32192739CW	92858	23	15
C217-54229G1	46522	65	1	ES1555G3	46522	64	61
C249-50429G1-2	46522	61	40	E464-50570G3	46522	64	36
C280-50465G1-2	46522	61	38	FZZG1002-1-1	26840	5	16
C3179	29633	69	23	FIG134	33216	56	18
C388-50386G4-1	46522	61	41	F3&437M6bX9	90129	3	2
C4764-7307	29633	69	36	F396	26840	54	7
C50162G4-3	46522	59	67	F396	26840	54	7
C5016401	46522	59	27	F432-24V	77977	17	20
C50484G1-2	46522	59	47	GAS712	26840	52	13
C50576G6	46522	59	57	GSAL231	26840	43	19
C51230G2	46522	60		GSAL322	26840	46	6
C51562G1-1	46522	59	48	GSAL325	26840	56	3
C51597GI	46522	59	66	GSAL385	26840	43	11
C5172	44408	67	11	GSAPLATE395	26840	41	3
C5263-19VR34	29633	69	22	GSARVA	26840	41	14
C54230G1	46522	65	2	GSA1	26840	42	19
C558-5057506	46522	61	37	GSA142	26840	46	30
C558-50576G6	46522	61	59	GSA143-38	26840	46	19
C5900	44408	67	2	GSA2	26840	42	33
C6052-832X27	78553	60	4	GSA292	26840	46	17
C627-50275G3	46522	71	1	GSA296	26840	46	12
C650ST1-1-1-2	26840	42	16	GSA320	26840	43	1
C115-50162G1-3	46522	61	62	GSA327	26840	46	9
C8FL4-1-2	26840	5	2	GSA36	26840	46	13
C851-50956G3	46522	58	18	GSA4	26840	46	20
C9D41-2	26840	5	3	GSA49	26840	46	27
C95X	26840	46	21	GSA5110	26840	42	8

**SECTION IV. INDEX FEDERAL STOCK NUMBER CROSS REFERENCE
CROSS-REFERENCE TO FIGURE AND ITEM NUMBER**

<u>REFERENCE NO.</u>	<u>MFR CODE</u>	<u>FIG. NO.</u>	<u>ITEM NO.</u>	<u>REFERENCE NO.</u>	<u>MFR CODE</u>	<u>FIG. NO.</u>	<u>ITEM. NO</u>
GSA61	26840	46	2	LA23011-1	44541	21	14
GSA670	26840	54	3	LA6129	44541	21	18
GSA671	26840	54	8	LA6945-3	44541	21	6
GSA7L4-1-2	26840	41	12	LA8046-038	44541	2	
GSATR4-1-2	26840	47	6	183451-1	44541	21	23
GSA71	26840	46	3	LC14RN	81349	27	10
GSA72	26840	42	29	LC394302	44541	21	5
GSA98	26840	41	11	LC5198D20	44541	21	8
GSG119	26840	43	8	LH50	31349	27	10
GSG259D	26840	43	15	LK4-1	44541	21	24
GSG-262D	26840	42	22	L1072-16	44541	21	13
GSG321RD	26840	43	7	L1124-3	44541	21	12
GS110	26840	46	5	L1522-1	44541	21	15
GS16D9-1-2	26840	43	6	11562-18	44541	21	21
GS17	26840	42	17	L2417-5	44541	21	16
GS231C	26840	42	9	L310-1	44541	21	11
GS263	26840	42	20	L3216	44541	21	4
GS263	26840	43	18	13217-1	44541	21	9
GS308D	26840	42	3b	197-2	44541	21	17
GS32	26840	42	5	MBY40077	19728	39	4
GS32	26840	46	22	MILC3432	81349	68	17
GS323	26840	43	13	MILC3432	81349	68	26
GS324	26840	43	24	MSS5310-19	08288	22	28
GS331	26840	43	10	M5122034	96906	25	5
GS343	26840	42	23	MS15003-1	96906	20	45
GS37	26840	42	18	MS15003-1	96906	22	25
GS388	26840	43	9	M515003-5	96906	20	29
GS420	26840	43	14	MS15795-12	96906	2	22
GS57	26840	42	27	MS15795-18	96906	3	17
GS673D	26840	54	10	M515795-211	96906	31	9
GS677	26840	54	14	MS15795-211	96906	34	5
GS682	26840	S4	1	M515795-211	96906	35	14
GS72	26840	46	29	MS15795-211	96906	36	10
GS72	93292	64	39	M515795-709	96906	61	52
GS721	26840	54	12	M515795-907	96906	59	61
GS724	26840	54	2	MS16628-100	96906	20	43
GS725	26840	42	1	M516638-4	96906	31	10
GV20703	73112	57	2	MS16638-4	96906	34	6
G124	72635	12	2	MS16638-4	96906	35	12
G355	29633	69	25	MS16638-4	96906	36	9
G3884	29633	69	5	MS19063-7	96906	5	14
G579A	72635	11	4	M520913-6S	96906	44	20
HR1	06004	19	9	M520913-6S	96906	45	12
HV16339	21102	57	24	MS21044010	96906	73	1
HV16851	21102	57	30	MS21044N06	96906	58	13
HV18289	73112	57	28	MS21044N06	96906	59	35
1tV18966	73112	57	2?	MS2104509	96906	49	18
HV19767	73112	57	25	M521318-57	96906	46	11
HV19768	73112	57	4	MS2429-36	96906	7	20
HV20331	73112	57	34	M524506-20	81349	60	11
HV20481	73112	57	37	MS24629-11	96906	58	1
HV205466	73112	57	13	M524629-24	96906	69	14
HV205538	73112	57	18	MS24629-33	96906	69	2
HV205539	73112	57	31	MS24629-35	96906	59	23
HV20564	73112	57	6	MS24629-35	96906	61	24
HV20565	73112	57	5	MS24629-35	96906	69	16
HV20658	73112	57	12	MS24629-36	96906	1	18
HV20670	73112	57	15	MS24629-36	96906	2	45
HV20703	73112	57	3	MS24629-46	96906	57	8
HV20754	73112	57	1	MS24665-285	96906	49	2
HV209548	73112	57	23	M524665-285	96906	49	4
HV209560	73112	57	35	MS24665-285	96906	49	4
HV211464	73112	6'	3	M524665-351	96906	3	16
HV220027	73112	57	38	MS24665-351	96906	6	10
HV23130	73112	57	36	M524665-444	96906	43	4
HV25014	73112	57	39	MS24665-499	96906	6	1
HV4108	21102	57	14	MS24665-73	96906	7	45
H396	26840	40	2	MS24667-23	96906	57	11
LA1150-O8	44541	21	10	M524763-7	96906	18	3
LA14640-3	44541	21	22	m525036-8	96906	68	8

**SECTION IV. INDEX FEDERAL STOCK NUMBER CROSS REFERENCE
CROSS-REFERENCE TO FIGURE AND ITEM NUMBER**

<u>REFERENCE NO.</u>	<u>MFR CODE</u>	<u>FIG. NO.</u>	<u>ITEM NO.</u>	<u>REFERENCE NO.</u>	<u>MFR CODE</u>	<u>FIG. NO.</u>	<u>ITEM. NO</u>
MS25231-313	96906	27	11	MS35225-45	96906	2	1
MS25231-313	96906	60	21	MS35225-45	96906	10	11
MSS27183-10	96906	7	33	MS35225-5	96906	16	31
MS27183-10	96906	23	8	MS35225-61	96906	2	38
MSS27183-16	96906	43	3	MS35225-61	96906	3	27
MS27183-18	96906	6	8	MS35225-65	96906	18	1
MS27183-33	96906	6	2	MS35225-82	96906	2	5
MS27183-7	96906	57	21	MS35225-95	96906	2	28
MS28775-113	96906	53	7	MS35225-95	96906	4	5
MS28775-116	96906	53	9	MS35225-95	96906	4	5
MS28775-212	96906	44	9	MS35225-95	96906	8	9
MS28775-212	96906	45	28	MS35225-96	96906	2	24
MS28775-218	96906	52	18	MS35225-96	96906	4	13
MS28775-234	96906	44	8	MS35234-26	96906	32	6
MS28775-234	96906	45	18	MS35241-86	96906	7	30
MS28175-34	96906	54	11	MS35241-87	96906	2	25
MS28784-234	96906	41	4	MS35241-87	96906	2	43
MS3057-128	96906	68	28	MS35241-87	96906	3	22
MS3057-4A	96906	68	6	MS35241-87	96906	7	26
MS3106A12-5S	96906	68	7	MS35241-87	96906	7	53
MS3106A22-2P	96906	68	29	MS35265-41	96906	58	21
MS3106R22-25S	96906	68	36	MS35265-41	96906	59	4
MS3106R27-22P	96906	68	41	MS35265-41	96906	59	50
MS35034-87	96806	42	30	MS35265-41	46522	61	5
MS35058-24	96906	5	32	MS35265-41	96906	61	43
MS35058-24	96906	26	1	MS35291-117	96906	6	21
MS35059-21	96906	60	10	MS35291-12	96906	29	2
MS35190-116	96906	2	12	MS35291-3	96906	22	12
MS35190-228	96906	1	16	MS35291-31	96906	3	20
MS35190-289	96906	3	35	MS35291-32	96906	6	6
MS35190-306	96906	19	10	MS35291-34	96906	49	7
MS35191-331	96906	46	7	MS35291-34	96906	49	7
MS35198-12	96906	52	11	MS35291-5	96906	25	4
MS35206-202	96906	17	13	MS35291-60	96906	4	16
MS35206-226	96906	17	1	MS35291-60	96906	6	32
MS35206-241	96906	59	40	MS35291-66	96906	23	3
MS35206-241	96906	61	34	MS35291-7	96906	17	44
MS35206-241	96906	61	46	MSS35291-8	96906	28	14
MS35206-242	96906	17	37	MS35298-89	96906	43	2
MS35206-261	96906	1	12	MS35298-89	96906	43	20
MS35206-261	96906	7	52	MS35304-85	96906	41	8
MS35206-264	96906	8	15	MS35304-85	96906	44	21
MS35206-264	96906	57	33	MS35304-85	96906	45	35
MS35206-280	96906	9	47	MS35304-85	96906	46	1
MS35206-280	96906	52	29	MS35304-85	96906	46	16
MS35206-295	96906	1	25	MS35304-85	96906	54	6
MS35206-296	96906	1	22	MS35304-87	96906	42	4
MS35207-261	96906	7	27	MS35304-87	96906	47	1
MS35207-261	96906	53	1	MS35304-87	96906	47	5
MS35207-275	96906	59	53	MS35304-87	96906	47	5
MS35207-275	96906	61	48	MS35307-3	96906	37	29
MS35207-279	96906	5	28	MS35307-331	96906	37	7
MS35208-44	96906	14	2	MS35333-22	96906	53	2
MS35208-55	96906	16	24	MS35333-36	96906	60	2
MS35208-71	96906	13	10	MS35333-41	96906	17	9
MS35214-14	96906	60	1	MS35335-17	96906	61	31
MS35214-27	96906	58	5	MS35335-31	96906	59	65
MS35214-44	96906	59	60	MS35335-35	96906	20	24
MS35214-44	96906	61	56	MS35337-27	96906	6	19
MS35214-88	96906	17	30	MS35337-27	96906	6	30
MS35215-33	96906	61	27	MS35337-29	96906	6	18
MS35215-55	96906	59	38	MS35337-29	96906	6	28
MS35221-95	96906	3	29	MS35337-45	96906	6	4
MS35221-95	96906	4	12	MS35337-5	96906	1	14
MS35221-95	96906	4	12	MS35337-5	96906	2	40
MS35221-96	96906	3	28	MS35337-5	96906	7	28
MS35221-96	96906	4	13	MS35337-5	96906	3	25
MS35223-80	96906	1	1	MS35338-23	96906	59	45
MS35223-80	96906	7	1	MS35338-23	96906	61	33
MS35225-26	96906	15	5	MS35338-24	96906	59	54

**SECTION IV. INDEX FEDERAL STOCK NUMBER CROSS REFERENCE
CROSS-REFERENCE TO FIGURE AND ITEM NUMBER**

<u>REFERENCE NO.</u>	<u>MFR CODE</u>	<u>FIG. NO.</u>	<u>ITEM NO.</u>	<u>REFERENCE NO.</u>	<u>MFR CODE</u>	<u>FIG. NO.</u>	<u>ITEM. NO</u>
MS35338-24	96906	61	49	MS35690-405	96906	1	5
MS35338-26	96906	1	23	MS35690-405	96906	2	27
MS35338-26	96906	1	23	MS35690-405	96906	7	5
MS36338-26	96906	2	31	MS35690-405	96906	68	9
MS35338-26	96906	3	14	MS35690-410	96906	37	26
MS35338-26	96906	3	14	MS35690-502	96906	2	30
MS35338-26	96906	3	14	MS35690-502	96906	3	13
MS35338-26	96906	3	32	MS35690-502	96906	3	13
MS35338-26	96906	4	2	MS35690-502	96906	3	13
MS35338-26	96906	4	2	MS35690-502	96906	4	1
MS35338-26	96906	4	10	MS35690-502	96906	4	1
MS35338-26	96906	4	10	MS35690-502	96906	4	9
MS35338-26	96906	4	20	MS35690-502	96906	4	9
MS35338-76	96906	8	8	MS35690-502	96906	4	9
MS35338-26	96906	49	10	MS35690-502	96906	8	7
MS35338-26	96906	49	10	MS35690-505	96906	1	24
MS35338-26	96906	62	3	MS35690-505	96906	6	3
MS35338-26	96906	64	12	MS35690-505	96906	40	20
MS35338-26	96906	66	1	MS35690-522	96906	10	3
MS35338-26	96906	68	33	MS35690-522	96906	62	4
MS35338-27	96906	2	26	MS35690-525	96906	3	33
MS35338-27	96906	4	22	MS35690-602	96906	4	21
MS35338-27	96906	5	29	MS35690-605	96906	6	20
MS35338-27	96906	7	4	MS35690-605	96906	6	31
MS35338-27	96906	19	17	MS35690-605	96906	22	14
MS35338-27	96906	22	13	MS35690-605	96906	23	1
MS35338-27	96906	66	5	MS35690-605	96906	25	8
MS35338-29	96906	4	19	MS35690-605	96906	28	3
MS35338-29	96906	22	18	MS35690-605	96906	39	1
MS35338-29	96906	42	13	MS35690-605	96906	66	4
MS35338-31	96906	22	27	MS35690-610	96906	37	1
MS35338-42	96906	27	27	MS35690-628	96906	44	13
MS35338-44	96906	2	4	MS35690-725	96906	68	27
MS35338-44	96906	27	2	MS35690-731	96906	44	5
MS35338-44	96906	68	10	MS35690-731	96906	48	24
MS35338-46	96906	20	16	MS35690-805	96906	4	18
MS35338-46	96906	68	12	MS35690-805	96906	6	26
MS35338-47	96906	68	24	MS35690-805	96906	6	29
MS35338-48	96906	6	4	MS35690-805	96906	42	14
MS35338-50	96906	20	18	MS35691-1002	96906	49	20
MS35338-79	96906	32	8	MS35691-408	96906	17	41
MS35338-8	96906	25	7	MS35691-408	96906	28	12
MS35338-83	96906	32	11	MS35691-425	96906	14	4
MS35338-84	96906	37	2	MS35691-502	96906	49	2
MS35339-82	96906	37	27	MS35691-502	96906	49	8
MS35425-36	96906	6	23	MS35691-508	96906	22	31
MS35478-307	96906	11	7	MS35691-508	96906	22	31
MS35478-307	96906	13	2	MS35691-605	96906	53	5
MS3549-17	96906	19	20	MS35691-725	96906	41	5
MS35492-552	96906	8	3	MS35691-727	96906	41	5
MS35493-89	96906	1	8	MS35725-60	96906	22	6
MS35494-58	96906	8	5	MS35784-3	96906	64	26
MS35505-247	96906	19	8	MS35810-34	96906	45	1
MS35649-102	96906	1	15	MS35842-1	96906	32	4
MS35649-102	96906	2	41	MS35872-4	96906	56	20
MS35649-102	96906	3	24	MS35961-408	96906	13	12
MS35649-102	96906	7	25	MS3561-508	96906	23	5
MS35649-102	96906	69	38	MS39086-218	96906	49	23
MS35649-104	96906	31	8	MS39176-1	96906	59	16
MS35649-104	96906	34	4	MS39176-1	96906	61	13
MS35649-104	96906	35	15	MS45904-60	96906	57	9
MS35649-104	96906	36	a	MS51025-29	96906	16	15
MS35649-45	96906	60	20	MS51031-47	96906	59	36
MS356469-82	96906	19	14	MS1031-47	96906	59	51
MS35649-82	96906	27	26	MS51031-47	96906	61	28
MS35649-12	96906	57	20	MS51031-47	96906	61	35
MS35649-85	96906	59	39	MS1099-33	96906	32	10
MS35649-85	96906	61	51	MS51321-1	96906	70	
MS35690-402	96906	19	16	MS51922-9	96906	2	20
MS35690-402	96906	25	6	MS51964-65	96906	57	16

**SECTION IV. INDEX FEDERAL STOCK NUMBER CROSS REFERENCE
CROSS-REFERENCE TO FIGURE AND ITEM NUMBER**

<u>REFERENCE NO.</u>	<u>MFR CODE</u>	<u>FIG. NO.</u>	<u>ITEM NO.</u>	<u>REFERENCE NO.</u>	<u>MFR CODE</u>	<u>FIG. NO.</u>	<u>ITEM. NO</u>
MS51967-11	96906	13	8	RBM450	79432	1	7
MS51967-5	96906	20	25	RPM200	79432	2	9
M551967-5	96906	64	13	SAS4404	19728	11	13
MS51968-20	96906	20	47	SAS4406M	19728	20	19
MS51968-21	96906	7	47	SAS4406M	19728	23	22
MS51968-9	96806	45	3	SAW4401	26840	39	7
MS51968-9	96906	45	20	SA13229-2	44541	21	7
MS51972-2	96906	52	30	SA14592-14T5009	44541	21	20
MS9048-166	96906	5	26	SA23006B10T5009	44541	21	1
MS90725-109	96906	22	19	SA678-9	44541	21	3
MS90725-111	96906	4	20	SC12X	78263	5	34
MS90725-113	96906	49	16	SFE9	71400	26	5
MS90725-114	96906	42	12	SK7766	63734	7	51
MS90725-117	96906	6	34	SK7766	63734	73	5
MS90725-3	96906	20	7	SMVG37D	26840	40	6
MS90725-32	96906	6	6	SMV1	26840	40	8
MS90725-32	96906	66	2	SMV130	26840	40	7
MS90725-32	96906	68	27	SMV2	26840	40	4
MS90725-34	96906	20	22	SMV2M	26840	40	22
MS90725-50	96906	40	1	SMV250	26840	40	3
MS90725-58	96906	20	23	SMV250	26840	40	21
MS90725-60	96906	6	22	SMV296	26840	40	12
MS90725-60	96906	20	2	SP1868	73112	57	27
MS90725-60	96906	20	42	SP1868	73112	57	32
MS90725-60	96906	24	4	SP6017	73112	57	26
MS90725-60	96906	66	9	SP6017	73112	57	29
MS90725-62	96906	10	9	S171D	26840	46	10
MS90725-62	96906	39	3	S18D	26840	42	32
MS90725-64	96906	66	8	S1828	29633	69	29
MS90725-64	96906	68	11	S185	26840	41	13
MS90725-8	96906	19	18	S185	26840	47	7
MS90726-29	96906	52	31	S2147-1-11N	03485	64	44
MS90726-34	96906	62	1	S3771	51378	33	6
MS90726-58	96906	40	19	S4523	51378	31	6
MS90726-89	96906	68	13	S5459	51378	5	25
MS90727-36	96906	52	20	S6-125-24	78977	9	
MS90727-60	96906	45	9	S649	26840	42	15
MS90728-8	96906	23	9	S701	26840	54	13
M2803	75418	63	1	S702	26840	54	9
NF10299	14655	16	35	UAL	13505	17	
PV198	26840	53	6	UAL1	13505	17	2
PV3260	26840	53	4	UAL10	13505	17	23
PV673	26840	53	11	UAL11	13505	17	38
PV763	26840	53	3	UAL14	13505	17	32
QLCVA	26840	5	1	UAL15	13505	17	33
QLG672D	26840	52	8	UAL16	13505	17	34
QL114	26840	52	1	UAL26	13505	17	26
QL157	26840	52	27	UAL27	13505	17	40
QL1738P	26840	52	22	UAL28	13505	17	29
QL58Z	26840	42	26	UAL29	13505	17	27
QL68	26840	52	5	UAL3	13505	17	14
QL687	26840	52	25	UAL30	13505	17	28
QL690D	26840	52	7	UAL32	13505	17	31
QL694	26840	52	14	UAL34	13505	17	4
QL697	26840	52	28	UAL37	13505	17	8
QL704	26840	52	26	UAL38	13505	17	15
QL710	26840	52	17	UAL400	13505	17	36
QL7110	26840	52	16	UAL42	13505	17	5
QL713	26840	52	19	UAL43	13505	17	22
QL716	26840	52	15	UAL45	13505	17	21
QL722D	26840	52	9	UAL5	13505	17	17
QL1730	26840	52	24	UAL50	13505	17	39
QL731	26840	52	3	UAL55	13505	17	6
QL757	26840	52	6	UAL56	13505	17	7
QL758	26840	52	4	UAL6	13505	17	16
Q1759D	26840	52	2	UAL7	13505	17	19
QS100M20S	08484	64	10	UAL8	13505	17	18
QS500M28S	08484	64	38	UAL9	13505	17	24
RBM150	79432	1	26	U3010	29633	69	19
RBM250	79432	2	11	VBC4004UT	19728	68	35

**SECTION IV. INDEX FEDERAL STOCK NUMBER CROSS REFERENCE
CROSS-REFERENCE TO FIGURE AND ITEM NUMBER**

<u>REFERENCE NO.</u>	<u>MFR CODE</u>	<u>FIG. NO.</u>	<u>ITEM NO.</u>	<u>REFERENCE NO.</u>	<u>MFR CODE</u>	<u>FIG. NO.</u>	<u>ITEM NO.</u>
VBG88D	26840	40	13	10572-20A17	63734	20	13
VHA763	26840	5	31	10572-20A2	63734	20	31
VHG10RH	26840	30	5	10572-20A21L	63734	20	39
VH423	26840	30	9	10572-20A22	63734	20	50
V118	51378	33	5	10572-20A23-24	63734	20	41
V1409	79218	51	1	10572-20A29LT	92858	23	15
V1654	51378	34	19	10572-20A3	63734	20	51
V2159	51378	31	3	10572-20A32	63734	20	27
WWP406CLASS2	81348	56	17	10572-20A32-1	63734	22	8
WWP521TYPE2	81348	40	9	10572-20A32-2	63734	20	28
WWP521TYPE2	81348	56	8	10572-20A4	63734	20	11
WWT799TYPEFK	81348	70	1	10572-20440	63734	20	15
WWT799TYPEK	81348	70	3	10572-20445	63734	20	4
WWT799TYPEK	81348	70	5	10572-20648	63734	20	10
WWT799TYPEK	81348	70	8	10572-20A5	63734	20	33
WWT799TYPEK	81348	70	11	10572-2065	63734	20	53
WWT799TYPEK	81348	70	13	10572-20A6	63734	20	36
WWT816TYPE11	81348	64	37	10572-20A7	63734	20	35
W3712-3	79218	51	7	10572-20A8	63734	20	54
W69-6	79470	52	23	10572-20A9	63734	20	37
W69-6	79470	54	4	10572-21-20	63734	37	36
W9525-5-8SS	79218	51	12	10572-21-21	63734	37	12
X2585	29633	69	3	10572-21-22	63734	37	11
ZL838	26840	5	17	10572-21-23	63734	37	10
ZMQ721	26840	53	8	10572-21-24	63734	37	9
ZSG58	26840	42	25	10572-21-26	63734	37	18
ZS250	26840	43	16	10572-21-31	63734	37	30
ZS269	26840	42	2	10572-21A	63734	37	
ZS273	26840	42	24	10572-27A	63734	37	21
ZS274	26840	43	5	10572-24-1	63734	37	28
ZS329	26840	42	3	10572-24-15	63734	37	24
ZS371	26840	42	28	10572-24-5	63734	37	22
ZS695	76840	54	5	10572-24-7	63734	37	37
ZZH428	81348	40	10	10572-26A	63734	37	4
OP4-14A	51378	5	24	10572-26A2	63734	37	5
01-07501	63734	38	1	10572-28A2-1	63734	37	42
01-07502	63734	38	2	10572-29-2	63734	7	50
02-64-06	26840	51	10	10572-29-2	63734	73	2
1-1-40DX61NLG	63734	40	10	10572-29-4	63714	7	48
1-87D1AX06THK	72635	13	6	10572-29-4	63734	37	41
10-2	82430	5	23	10572-29-4	63734	73	4
102569	24617	22	23	10572-29A2	63734	73	
104080	24617	20	32	10572-30A	63734	37	8
104080	24617	20	52	10572-32A	63734	2	19
1045	78977	10	4	10572-36-3	63734	2	29
105-1	63734	68	t	10572-36-4	63734	2	32
105-6510	63734	68	2	10572-36A	63734	73	6
10572-10-1	63734	49	1	10572-37A	63734	1	9
10572-10-4	63734	49	15	10572-38-1	63734	37	39
10672-11-1	63734	49	13	10572-4A	63734	7	6
10572-11-3	63734	49	6	10572-40-1	63734	1	10
10572-11-5	63734	49	14	10572-40-2	63734	1	21
10572-12A	63734	32		10572-40-3	63734	37	23
10572-13A	63734	32	9	10572-40-4	63734	37	34
10572-138	63734	32	12	10572-43-4	63734	3	19
10572-14-4	63734	32	7	10572-43A	63734	3	15
10572-14A2	63734	7	37	10572-45A	63734	4	
10572-18A	63734	5	35	10572-46-1	63734	4	6
10572-18A2	63734	5	35	10572-46-2	63734	4	4
10572-19-1	63734	7	40	10572-46-3	63734	4	7
10572-19-1	63734	7	39	10572-46-6A	63734	4	8
10572-19-3	63734	7	38	10572-46-6A2	63734	4	3
10672-20ALT	63734	20		10572-47-3	63734	8	10
10572-20ART	63734	20		10572-48A	63734	4	15
10572-20A1	63734	20	34	10572-49A	63734	4	17
10572-20A10	63734	20	46	10572-52-3	63734	6	33
10572-20A11	63734	20	17	10572-52A	63734	6	24
10572-20A14	63734	20	44	10572-53-6	61734	6	24
10572-20A15	63734	20	38	10572-53-9	63734	6	17
10572-20A16	63734	20	12	10572-53A	63734	6	16

**SECTION IV. INDEX FEDERAL STOCK NUMBER CROSS REFERENCE
CROSS-REFERENCE TO FIGURE AND ITEM NUMBER**

<u>REFERENCE NO.</u>	<u>MFR CODE</u>	<u>FIG. NO.</u>	<u>ITEM NO.</u>	<u>REFERENCE NO.</u>	<u>MFR CODE</u>	<u>FIG. NO.</u>	<u>ITEM. NO</u>
10572-54-17	63734	6	14	1216GF	76264	20	9
10572-54-19	63734	6	11	1216GF1316F	76264	20	5
10572-54-4	63734	6	12	1259	70495	10	23
10572-54-7	63734	6	5	128003	00000	56	10
10572-54-8	63734	6	15	13007	79154	34	14
10572-54A	63734	6	7	13007	79154	35	11
10572-55-1	63734	7	3	13010	79154	31	7
10572-55-2	63734	7	2	13020	79154	33	15
10572-55-3	63734	2	21	13020	79154	36	16
10572-55-4	63734	2	23	1316F	76264	20	8
10572-55A	63734	7		133	72635	13	3
10572-56-1	63734	1	3	133	72635	14	8
10572-56A	63734	1		139	72635	13	5
10572-58A	63734	19	7	139	72635	14	10
10572-61-12	63734	7	8	142212	24617	61	25
10572-61A	63734	7	7	144039	24617	64	25
10572-62-6	63734	7	11	144085	24617	64	54
10572-62A	63734	7	10	144101	24617	64	49
10572-65-24	63734	7	22	144811	24617	7	46
10572-65A	63734	7	21	1450	24446	12	4
10572-65A2	63734	7	35	150R	72635	14	9
10572-66-1	63734	7	32	150A	72635	13	4
10572-66-3	63734	7	31	155835	24617	16	29
10572-66-7	63734	7	34	155839	24617	16	10
10572-67A	63734	1	20	15600	78977	10	
10572-68A	63734	1	11	156099	00000	10	22
10572-69A	63734	2	47	159-5	26840	41	6
10572-70A	63734	2	46	159-9-1-4	26840	47	3
10572-71A	63734	2	37	16-01724-24A181	72635	13	1
10572-72A	63734	3	21	16-02084	63734	18	2
10572-74-1	63734	25	1	16-02098	63734	12	5
10572-74-2	63734	25	3	16-02100	63734	13	9
10572-74-3	63734	25	2	16-02185	63734	62	2
10572-74A	63734	25		1612	12128	22	29
10572-75-23	63734	2	8	1620078	63734	27	20
10572-75-25	63734	2	7	17-00843	63734	19	13
10572-75A	63734	2		17-00844	63734	19	2
10572-76-2	63734	2	16	17100-0	73168	64	64
10572-76-6	63734	2	13	18-00574	63734	7	60
10572-77-2	63734	2	18	18-00574	63734	23	18
10572-77-3	63734	2	17	182	72635	14	6
10572-77-4	63734	2	6	1848A	29633	69	17
10572-77-7	63734	3	31	1859A	29633	69	30
10572-77-74	63734	3	30	186491	21450	57	19
10572-78-1	63734	3	6	19-00979	63734	29	1
10572-78-2	63734	2	35	191755	24617	28	15
10572-78A	63734	1	30	192	13505	16	
10572-8-1	63734	34	8	192-30	13505	16	21
10572-8-2	63734	34	9	192-31	13505	16	20
10572-8-3	63734	34	7	192-32	13505	16	22
10572-8-4	63734	31	11	192-33	13505	16	1
10572-8-5	63734	35	13	192-34	13505	16	6
10572-8-6	63734	36	11	192-35	13505	16	19
10572-8-7	63734	5	27	192-36	13505	16	18
10572-86-2	63734	19	12	192-37	13505	16	16
10572-86-3	63734	19	1	192-40	13505	16	13
10572-88-4	63734	19	11	192-41	13505	16	14
10572-9A	63734	49		192-42	13505	16	3
1066	15235	68	20	192-43	13505	16	7
10950808	00000	68	30	192-44P	13505	16	8
11A211	26840	47	8	192-74	13505	16	11
1109	15235	68	21	192071	24617	64	52
111CF	72635	12	1	192074	24617	64	55
1110X4	79470	70	7	192470	24617	64	73
1120-00	78189	9	22	19329	13505	16	28
115253	24617	23	16	193548	00000	42	21
119923	24617	27	15	1948656	24617	59	20
1200-1300	76264	20		1948656	24617	61	60
120875	24617	19	4	20JR	18163	64	18
120919	00000	43	17	20033	44541	20	40

**SECTION IV. INDEX FEDERAL STOCK NUMBER CROSS REFERENCE
CROSS-REFERENCE TO FIGURE AND ITEM NUMBER**

<u>REFERENCE NO.</u>	<u>MFR CODE</u>	<u>FIG. NO.</u>	<u>ITEM NO.</u>	<u>REFERENCE NO.</u>	<u>MFR CODE</u>	<u>FIG. NO.</u>	<u>ITEM. NO</u>
207S	26840	46	28	3000	44408	66	7
207104	24617	17	10	3026	78977	9	33
2108-5-1-2	71843	28	6	3039	78977	9	20
2159-59	26840	45	32	305S	26840	42	6
216G2	76264	20	6	3059	78977	9	8
216G2	76264	22	11	3062	78977	9	40
219302	24617	64	46	307	24446	14	7
219645	24617	64	50	307	24446	1is	4
219672	24617	64	47	3085F	26840	42	10
2199662	24617	64	74	3089	78977	9	7
22-00624	63734	27	7	31FAF1011	56878	37	38
2209	81263	27	21	344-11	26840	46	15
2242F	26840	5	15	364K	57733	11	15
2321	81263	27	22	38M	72635	15	1
2375F	26840	45	30	38N4-7307-4	29633	68	32
2375K	26840	44	16	38N4-7307-4	29633	69	
2377F	26840	44	14	388CP	30327	55	3
2377F	26840	45	11	40-4N100	26840	53	10
2378	26840	45	5	40T456	26840	40	5
2419	26840	45	17	405S	26840	46	26
2425D	26840	45	22	41-00671	63734	49	3
2427D	26540	45	15	41-00690	63734	49	21
2446D	26840	45	16	41-00681	63734	49	12
2508E1	03485	64	43	41-00682	63734	49	5
2505-7-16	26840	41	15	41-00706	63734	49	22
252RD	76474	68	31	41-00708	63734	49	19
2570	70485	19	19	41-13594	63734	7	49
258	72635	15	3	42-04402	63734	27	24
269-1	14959	64	27	42-04404	63734	27	3
2708-6A	26840	45	31	42-04407	63734	27	16
271166	21450	57	7	42-04408	63734	27	5
271190	00000	20	26	42-04409	63734	27	6
27300102	00912	50	10	42X4	79470	70	4
27300404	00912	50	11	420463	21450	60	18
27301405	00912	50	4	424333	00000	57	17
27304501	00912	50	9	424502	00000	61	10
27306601	00912	50	18	424502	00000	61	39
27308801	00912	50	16	424507	00000	61	36
28-01096	63734	66	10	43-01575	63734	51	15
28-01099	63734	66	6	431497	00000	52	21
28-01104	63734	68	14	431787	00000	40	15
28-01140	63734	66	3	432188	21540	30	10
28-01161	63734	62	7	436693	24617	16	2
28-01164	63734	64	16	438086	57733	11	14
28-01165	63734	64	65	44-00129	63734	28	11
28-01167	63734	64	69	44-00131	63734	56	16
28-01168	63734	64	67	44F	30327	32	15
28-01169	63734	64	68	44X4	79470	70	6
28-01170	63734	64	29	44009	00912	50	7
28-01171	63734	64	30	44011	00912	50	26
28-01173	63734	64	34	4405A	29633	69	35
28-01174	63734	64	63	4416A	29633	69	7
28-01175	63734	64	24	444000	24617	51	5
28-01177	63734	64	21	444715	21450	46	4
28-01178	63734	64	17	446159-55	57733	27	17
28-01179	63734	64	33	446239	00000	5	20
28-01181	63734	64	35	446556	00000	69	32
28-01206	63734	62	6	447	72635	14	12
28-01207	63734	64	28	448337	57733	27	19
28-01210	63734	68		45-13594	63734	37	40
28-01211	63734	64	56	45-13594	63734	73	3
28-01212	63734	70		45-13665	63734	8	12
28-01214	63734	64	23	45-13666	63734	8	
3-1-2-15-53	72447	48	9	45-13666-2	63734	8	2
3-4-84	72447	48	4	45-13667	63734	8	
3-5-298X	95019	48	8	45-13667-2	6334	8	6
3-82-61	95019	48	7	45-13919	63734	4	11
3-9N	75345	64	40	45X4	04255	70	9
3-94-18X	95019	48	3	4505	24446	16	34
3V702074100108	63734	5	33	4529A	29633	69	13

**SECTION IV. INDEX FEDERAL STOCK NUMBER CROSS REFERENCE
CROSS-REFERENCE TO FIGURE AND ITEM NUMBER**

<u>REFERENCE NO.</u>	<u>MFR CODE</u>	<u>FIG. NO.</u>	<u>ITEM NO.</u>	<u>REFERENCE NO.</u>	<u>MFR CODE</u>	<u>FIG. NO.</u>	<u>ITEM. NO</u>
4530	08108	9	28	6001	78977	9	9
4530	08108	10	14	6002	78977	9	12
4561A	29633	69	33	6010	78977	9	19
4578	24455	17	11	6029A	78977	9	37
46	26840	41	7	6030	78977	9	13
46	26840	47	4	6035	78977	9	10
46-198124	09048	49	9	6035A	78977	9	18
4698	13445	11	9	6040A	78977	9	45
4698	13445	26	4	6051A	78977	9	17
48-01598	63734	6	9	60895	79218	51	6
4808	26840	56	5	60898	79218	55	16
48558	19220	1	17	6100	78977	9	42
48558	19220	2	42	61015	00912	50	13
48558	19220	3	23	61016	00912	50	31
48558	19220	7	23	4122	78977	9	5
49-00843	63734	3	18	6123	78977	9	1
49X4	79470	70	10	6140	78977	9	39
49018	29633	69	27	61418	78977	9	46
5-8-3W	77860	64	2	6151	78977	9	11
50-05797P1	63734	37	19	62F5-16	30327	30	12
50-05797P2	63734	37	35	6203-2Z	52676	69	20
500167-2	13038	48	5	6205-2Z	52676	69	24
500167-2	13038	48	6	6209	78977	9	4
5018498	19204	5	13	6209	78977	9	23
50804	79218	51	9	6295	78977	9	25
50805	79218	51	8	6296	78977	9	24
51-01068	63734	20	49	63506	78977	9	2
51-01091	63734	20	14	63508	78977	9	6
51-01110	63734	20		6403A	78977	9	34
52	78977	9	48	6405	78977	9	14
5264A	29633	69	18	6412	78977	9	44
54-03946	63734	1	2	642F1-4	30327	55	20
54-03946	63734	2	2	6421	78971	9	31
54-08006	63734	48	17	6424	78977	9	36
54-09303	63734	2	10	6427A	78977	9	41
54-09383	63734	1		6428A	78977	9	38
54-09384	63734	1	6	6441	78977	9	43
545	72635	15	2	6450	78977	9	3
548006	26023	48	10	6453	78977	9	16
5575MBG1	94506	16	5	6467	78977	9	29
5592046	70040	72	1	6467	78977	10	13
5604LH	19220	7	24	6471	78977	9	30
5604RH	19220	1	13	6473	78977	9	32
5604RH	19220	2	39	6475	78977	9	26
5604RH	19220	3	26	6498	78977	9	35
5604RH	19220	7	24	6498	78977	10	12
5646	19220	7		650A	29633	69	6
5646-50	19220	7	41	65013	00912	50	17
5646-51	19220	7	42	65016	00912	50	36
5646-6	19220	7	43	65027	00912	50	20
5646-7	19220	7	44	65038	00912	50	1
565636	19220	7	12	6552	78977	9	15
565636	19220	7	36	6568	78977	9	21
569H	57733	27	9	6568D	78977	10	17
57008	00912	50	27	66288	30327	5	19
57010	00912	50	24	67028	00912	50	1
57022	00912	50	34	67029	00912	50	20
57034	00912	50	6	69FS-16-1-8	26840	40	18
57041	00912	50	8	69074	00912	50	19
57042	00912	50	15	69077	00912	50	39
57043	00912	50	12	7B24VOLTS	33164	17	25
57044	00912	50	14	7S427	26840	46	14
57045	00912	50	33	7002A1	78977	10	6
57046	00912	50	30	7053	78977	10	16
575709	19220	3	10	7070101	19207	3	34
5870	26840	52	12	7209	78977	10	7
590244	00000	45	2	7221	78977	10	10
5958	79218	51	11	7240	78977	10	5
6S	14959	64	7	725-1	12168	64	22
60-40736-24	77820	3	4	7259	78977	10	8

**SECTION IV. INDEX FEDERAL STOCK NUMBER CROSS REFERENCE
CROSS-REFERENCE TO FIGURE AND ITEM NUMBER**

<u>REFERENCE NO.</u>	<u>MFR CODE</u>	<u>FIG. NO.</u>	<u>ITEM NO.</u>	<u>REFERENCE NO.</u>	<u>MFR CODE</u>	<u>FIG. NO.</u>	<u>ITEM. NO</u>
73007	00912	50	16	90304	28056	20	71
73013	00912	50	35	9052D	78977	10	2
7428210-219	79500	60	16	9060	13445	18	9
75559	74545	68	18	9073	78977	10	1
7556	74545	68	22	9231STK	13445'	20	20
7573	74545	68	16	99-05261-4-3-4	63734	27	25
7644	74545	68	15	9901078	63734	11	20
7844	57733	27	18	9904101-1	63734	37	16
7901	03743	68	23	9904946P8	63734	55	2
815R	00912	34	12	9905272-1	63734	37	17
81501001	00912	50	5	9905224-1-1-2	86520	37	31
81504102	00912	50	3	9905246	63734	37	20
820R	00912	36	7	9905287-4	63734	64	32
82000101	00912	50	32	9905292	63734	64	62
82000401	00912	50	37	9905293	63734	64	25
82001001	00912	50	25	9905293	63734	64	66
82001401	00912	50	23	9905294	63734	64	42
82004101	00912	50	22	9905295	63734	64	70
82006601	00912	50	38	9905297	63734	64	71
82008801	00912	50	28	9905297	63734	64	72
84004	00912	50	21	9905298-36	63734	64	4
84017	00912	50	2	9905298-70	63734	64	1
854293	70040	72	2	9905299	63734	64	14
854361	70040	72	3	9905300	63734	64	8
854362	70040	72	4	9905301	63734	64	15
854391	70040	70	12	9905302	63734	64	20
854392	70040	72	6	9905303	63734	64	19
854471	70040	72	5	9905304	63734	64	48
87004501	00912	50	29	9905305	63734	64	53
896	70485	17	45	9905308	63734	64	57
900755-1	95019	48		9905310	63734	64	59

PARTS NOT ILLUSTRATED

<u>STOCK NUMBER</u>	<u>PAGE NO</u>	<u>STOCK NUMBER</u>	<u>PAGE NO</u>
2520-311-5114	67	5310-011-8873	5
4210-641-2362	64	5310-012-0361	2
4210-997-2273	56	5310-012-0361	5
4320-906-6520	73	5310-012-0361	5
4730-106-1500	65	5310-012-0376	46
4730-221-2140	63	5310-012-0377	9
5305-012-0585	2	5310-059-9910	64
5305-012-0585	5	5310-543-5101	9
5305-012-0585	5	5310-582-5615	20
5305-017-3185	100	5310-656-0400	63
5J06-018-1670	63	5310-721-5940	65
5305-043-6730	2	5310-785-1762	64
5305-043-6730	5	5310-827-8485	99
5305-043-6730	5	5310-912-0214	26
5305-253-5615	96	5325-248-7102	31
5505-769-3236	63	5325-276-4204	31
5305-285-3890	64	5340-193-3638	39
5305-290-2424	9	5340-598-3072	2
5305-558-3676	100	5340-598-3072	5
5305-582-6513	18	5340-598-3072	5
5305-633-3954	62	5340-992-3183	2
5305-638-8946	66	5340-992-3183	5
5305-855-0968	28	5910-899-4396	28
5305-893-3340	20	5975-879-3671	92
5306-225-9089	20	6105-933-5172	35
5310-011-8873	2	6140-191-8485	31
5310-011-8873	5	9905-577-4219	99

<u>REFERENCE NO</u>	<u>MFG CODE</u>	<u>PAGE NO</u>	<u>REFERENCE NO</u>	<u>MFG CODE</u>	<u>PAGE NO</u>
BF13305	99539	98	BL3770	26840	62
BLG2760	26840	63	BL3770	26840	64
BL11	26840	64	BL38F	26840	64
BL114	26840	64	BL39F	26840	64
BL12F	26840	64	BL404	26840	63
BL3770	26840	61	BL42	26840	63

**SECTION IV. INDEX FEDERAL STOCK NUMBER CROSS REFERENCE
CROSS-REFERENCE TO FIGURE AND ITEM NUMBER (Continued)**

REFERENCE NO	MFG CODE	PAGE NO	REFERENCE NO	MFG CODE	PAGE NO
BL44F	26840	64	QLG697	26840	73
BL45F	26840	64	QLG704	26840	73
BL45RD	26840	61	QL737	26840	73
BL45RD	26340	64	SA23010	44541	35
BL80	26840	62	SMVG2	26840	56
BL80	26840	62	SMVG2f	26840	57
BL80	26840	63	SMV16	26840	56
BLRO80	26840	64	5SV24	26A40	56
BL91	26840	64	SMV370	26840	56
C650XT2	26940	65	SMV72	26840	65
DS1020G	15235	92	S118	26840	59
EPF32-19-21LH	92858	36	S4519	51378	100
FR2-3-4-11848	99539	98	S4521	51378	55
FR2-3-4-11855	99539	99	UAL19	13508	21
FR2-3-4-12183	99539	99	UAL20	13505	27
FR2-3-4-13001	99539	99	UAL21	13505	27
GSAG4	26840	66	UAL22	13505	28
GSAL	26840	59	UAL23	1350S	28
GSAL	26B40	60	UAL24	13505	27
GSALG325	26840	78	UAL25	13505	27
GSARVA	26840	74	UAL27	13508	28
GS259D	26840	60	UAL31	13505	27
GS2620	26840	59	UAL39	13505	28
GS308C	26840	65	UAL50	13505	28
GS321RD	26840	60	VS737F	26840	99
G2195-59	26840	63	05-64-08	26840	59
G40U456-55	5773	42	10572-20A21R	63734	33
G421837-55	57733	42	10572-25A	63734	82
LA6465-19	44541	35	10572-29A2	63734	15
L1424-1	44541	35	10572-30-2	63734	53
L6	72629	39	10572-30-3	63734	53
MS20913-6S	96906	63	10572-30-4	63734	53
MS21318-21	96906	96	10572-33A	63734	6
MS21318-57	96906	59	10572-38A2	63734	55
MS24629-10	96906	28	10572-60A	63734	13
MS24638-34	96906	53	10572-64A	63734	13
MS24638-36	96906	53	10572-64A2	63734	13
MS28775-212	96906	64	10572-75-24	63734	9
MS35001-5	96906	31	10572-BA	63734	55
MS35225-61	96906	2	10572-85A	63734	30
MS35225-61	96906	5	16-02185	63734	20
MS35225-61	96906	5	17-00841	63734	31
MS35241-119	96906	9	17-00842	63734	31
MS35241-87	96906	2	1734	70485	31
MS35241-87	96906	5	192-38	13505	24
MS35241-87	96906	5	192-39	13505	25
MS35298-89	96906	63	192-45	13505	24
MS35304-81	96906	64	20033	44541	35
MS35304-87	96906	66	28-0114	63734	96
MS35337-5	96906	2	28-01145	63734	92
MS35337-5	96906	5	28-01162	63734	100
MS35337-5	96906	5	40-00172	63734	99
MS35338-26	96906	26	42-04403	63734	43
MS38338-27	96906	9	447	72635	23
MS35649-102	96906	2	4762B	29633	96
MS35649-102	96906	5	4855B	19220	2
MS35690-102	96906	5	4855B	19220	5
MS35690-505	96906	46	4855B	19220	5
MS35690-522	96906	20	5-178X	95019	67
MS35690-605	96906	9	5604RH	19220	2
MS35690-725	96906	65	5604RH	19220	5
MS35690-731	96906	64	5604RH	19220	5
MS35690-828	96906	63	60898	79218	71
MS35690-105	96906	65	6152	78977	19
MS51968-9	96906	64	6295	78977	20
MS90726-34	96906	20	6296	78977	20
MS90727-60	96906	63	63402	31007	39
NF10299	14655	25	6412	78977	LB
PVG673D	26840	74	6570-24	78977	17
QLCVA	26840	72	6701	78977	17

**SECTION IV. INDEX FEDERAL STOCK NUMBER CROSS REFERENCE
CROSS-REFERENCE TO FIGURE AND ITEM NUMBER (Continued)**

REFERENCE NO	MFG CODE	PAGE NO	REFERENCE NO	MFG CODE	PAGE NO
6701A	78977	17	9905225P20	63734	99
6750	78977	17	9905225P21	63734	99
815R	00912	69	9905225P32	63734	100
820K	00912	70	9905225P37	63734	99
896	70485	31	9905225P38	63734	99
9901078	63734	39	9905225P39	63734	99
9902290	63734	30	9905225P41	63734	99
9905225P10	63734	100	9905225P47	63734	100
9905225P11	63734	100	9905225P48	63734	99
9905225P12	63734	100	9905225P49	63734	99
9905225P13	63734	99	990O225P57	63734	99
9905225P14	63734	100	9905225P58	63734	99
9905225P15	63734	100	9905225P59	63734	100
9905225P16	63734	100	9905225P9	63734	100
9905225P18	63734	99	999-11944	99539	98

☆U.S. GOVERNMENT PRINTING OFFICE: 1992 0 - 311-831/60525

RECOMMENDED CHANGES TO EQUIPMENT TECHNICAL PUBLICATIONS



THEN... JOT DOWN THE DOPE ABOUT IT ON THIS FORM, CAREFULLY TEAR IT OUT, FOLD IT AND DROP IT IN THE MAIL!

SOMETHING WRONG WITH THIS PUBLICATION?

FROM: (PRINT YOUR UNIT'S COMPLETE ADDRESS)

DATE SENT

PUBLICATION NUMBER

PUBLICATION DATE

PUBLICATION TITLE

BE EXACT... PIN-POINT WHERE IT IS

IN THIS SPACE TELL WHAT IS WRONG AND WHAT SHOULD BE DONE ABOUT IT:

PAGE NO.	PARA-GRAPH	FIGURE NO.	TABLE NO.
----------	------------	------------	-----------

TEAR ALONG PERFORATED LINE

PRINTED NAME, GRADE OR TITLE, AND TELEPHONE NUMBER

SIGN HERE:

DA FORM 2028-2 JUL 79

PREVIOUS EDITIONS ARE OBSOLETE.

P.S.—IF YOUR OUTFIT WANTS TO KNOW ABOUT YOUR RECOMMENDATION MAKE A CARBON COPY OF THIS AND GIVE IT TO YOUR HEADQUARTERS.

THE METRIC SYSTEM AND EQUIVALENTS

WEIGHT MEASURE

1 Centimeter = 10 Millimeters = 0.01 Meters = 0.3937 Inches
 1 Meter = 100 Centimeters = 1000 Millimeters = 39.37 Inches
 1 Kilometer = 1000 Meters = 0.621 Miles

WEIGHTS

1 Gram = 0.001 Kilograms = 1000 Milligrams = 0.035 Ounces
 1 Kilogram = 1000 Grams = 2.2 lb.
 1 Metric Ton = 1000 Kilograms = 1 Megagram = 1.1 Short Tons

LIQUID MEASURE

1 Milliliter = 0.001 Liters = 0.0338 Fluid Ounces
 1 Liter = 1000 Milliliters = 33.82 Fluid Ounces

SQUARE MEASURE

1 Sq. Centimeter = 100 Sq. Millimeters = 0.155 Sq. Inches
 1 Sq. Meter = 10,000 Sq. Centimeters = 10.76 Sq. Feet
 1 Sq. Kilometer = 1,000,000 Sq. Meters = 0.386 Sq. Miles

CUBIC MEASURE

1 Cu. Centimeter = 1000 Cu. Millimeters = 0.06 Cu. Inches
 1 Cu. Meter = 1,000,000 Cu. Centimeters = 35.31 Cu. Feet

TEMPERATURE

$5/9(^{\circ}\text{F} - 32) = ^{\circ}\text{C}$
 212° Fahrenheit is equivalent to 100° Celsius
 90° Fahrenheit is equivalent to 32.2° Celsius
 32° Fahrenheit is equivalent to 0° Celsius
 $9/5^{\circ}\text{C} + 32 = ^{\circ}\text{F}$

APPROXIMATE CONVERSION FACTORS

TO CHANGE	TO	MULTIPLY BY
Inches	Centimeters	2.540
Feet	Meters	0.305
Yards	Meters	0.914
Miles	Kilometers	1.609
Square Inches	Square Centimeters	6.451
Square Feet	Square Meters	0.093
Square Yards	Square Meters	0.836
Square Miles	Square Kilometers	2.590
Acres	Square Hectometers	0.405
Cubic Feet	Cubic Meters	0.028
Cubic Yards	Cubic Meters	0.765
Fluid Ounces	Milliliters	29.573
its	Liters	0.473
arts	Liters	0.946
allons	Liters	3.785
Ounces	Grams	28.349
Pounds	Kilograms	0.454
Short Tons	Metric Tons	0.907
Pound-Feet	Newton-Meters	1.356
Pounds per Square Inch	Kilopascals	6.895
Miles per Gallon	Kilometers per Liter	0.425
Miles per Hour	Kilometers per Hour	1.609

TO CHANGE	TO	MULTIPLY BY
Centimeters	Inches	0.394
Meters	Feet	3.280
Meters	Yards	1.094
Kilometers	Miles	0.621
Square Centimeters	Square Inches	0.155
Square Meters	Square Feet	10.764
Square Meters	Square Yards	1.196
Square Kilometers	Square Miles	0.386
Square Hectometers	Acres	2.471
Cubic Meters	Cubic Feet	35.315
Cubic Meters	Cubic Yards	1.308
Milliliters	Fluid Ounces	0.034
Liters	Pints	2.113
Liters	Quarts	1.057
ers	Gallons	0.264
ms	Ounces	0.035
ograms	Pounds	2.205
Metric Tons	Short Tons	1.102
Newton-Meters	Pounds-Feet	0.738
Kilopascals	Pounds per Square Inch	0.145
ometers per Liter	Miles per Gallon	2.354
ometers per Hour	Miles per Hour	0.621



PIN: 005827-001